Cherokee County Board of Commissioners

Fiscal Year 2021 Proposed Budget

Canton, Georgia

TABLE OF CONTENTS

EXECUTIVE SUMMARY……. ES-1

BUDGET ORDINANCE…… OD-1

ALL FUNDS REPORTS

Expense Summary by Fund……... CW-1
Interfund Transfers by Fund……. CW-2
Inflows Compared to Outflows - All Funds……. CW-3
All Funds Budget/Forecast Report…..…… CW-7
All Funds Headcount Summary…...…… CW-25
Payments to Other Agencies……..... CW-55

GENERAL FUND

Inflows Compared to Expenditures - General Fund……..... GF-1
General Fund Budget/Forecast Report…… GF-3
General Fund Headcount Summary…… GF-14

General Services

Board of Commissioners……... GF-29
County Clerk……..GF-32
County Manager…… GF-35
Voter Registration/Elections……. GF-39
County Attorney…… GF-43
Tax Commissioner…… GF-44
Tax Commissioner TAVT 1% Fees…….. GF-48
Tax Assessor……. GF-50
Communications…… GF-54
General Administration…… GF-57
Rental Properties……... GF-59
Coroner…….. GF-60

Administrative Services Agency

Administrative Services……..GF-63
Capital Projects……...GF-67
Budgeting & Financial Services…….GF-69
Purchasing……...GF-73
Information Technology Systems……...GF-77
GIS/Mapping……...GF-81
Risk Management…….. GF-84
Facilities Management……... GF-87

Human Resources

Human Resources…….. GF-91

Health & Human Services

Health & Human Services……. GF-95
County Extension Services……GF-101

Recreation, Parks & Cultural Affairs

Library……...GF-102
Arts & History……...GF-103

TABLE OF CONTENTS

Judicial Services
Expense Summary by Department……GF-105
Court Administrative Services……..GF-106
Superior Court……...GF-110
Clerk of Superior Court……GF-114
Board of Equalization……GF-118
Clerk of Court – Tech……GF-120
District Attorney……GF-121
State Court……GF-125
State Court – Tech……GF-128
State Court Solicitor……..GF-129
Solicitor Video Account……GF-133
Magistrate Court……GF-134
Probate Court……GF-137
Juvenile Court……GF-140
Juvenile Court – Supervision Fee……..GF-144
Indigent Defense……GF-145
Law Enforcement
Total Sheriff's Office……GF-150
Sheriff Office Headcount Summary……GF-153
Vice Control (CMANS)……GF-156
Administration……..GF-159
Criminal Investigation Division……GF-162
Intelligence Division……GF-165
Uniform Patrol……..GF-168
Training Division……..GF-171
Special Operations……GF-174
Court Services……...GF-177
Office of Professional Standards……...GF-180
Crossing Guards……GF-182
Adult Correctional Institute…….. GF-184
Community Development
Development Services Center…….. GF-187
Building Inspections……..GF-191
Planning and Land Use……..GF-195
Economic Development……GF-199
Community Services Agency
Community Services……..……...GF-201
Recycling……..GF-204
Public Works
Public Works……GF-208
Stormwater Mgmt Engineering……GF-212
Engineering……...GF-216
Blalock Road Landfill……...GF-220
Conservation Administration……GF-221
Forest Resources Conservation……GF-224

TABLE OF CONTENTS

Marshal
Cherokee Probation……...GF-225
Animal Control……..GF-229
Animal Shelter……...GF-233
Emergency Management Agency……..GF-237
Code Enforcement……GF-241
Interfund Transfers……GF-245

FIRE DISTRICT FUND
Fund Budget Report...…… FD-1
Headcount Summary…….. FD-8
Fire Administration……FD-11
Fire Marshal……...FD-16
Fire Fighting…….. FD-20
Fire Prevention……...FD-25
Fire Information Technology……FD-29
Fire Training…….. FD-32
EMERGENCY 911 TELEPHONE FUND…… ET-1
SENIOR SERVICES FUND……... SS-1
TRANSPORTATION FUND……. TR-1
PARKS AND RECREATION FUND
Parks and Recreation Fund Budget Report……PR-1
Parks and Recreation Headcount Summary……...PR-7
Administration……... PR-9
Programs…… PR-13
Aquatic Center……... PR-16
Athletics……PR-20
Maintenance……...PR-23
OTHER SPECIAL REVENUE FUNDS
Law Library Fund…….. OR-1
Sheriffs Forfeitures Fund…….. OR-3
Multiple Grant Fund…….. OR-5
CDBG Fund……... OR-10
DA's Condemnation Funds……... OR-14
DATE Fund……OR-18
Victim Assistance Fund……OR-22
DUI Court Fund……OR-26
Drug Accountability Court Fund…….. OR-30
Treatment Accountability Court Fund…….. OR-34
Drug Screening Laboratory Fund…….. OR-38
Veteran's Court Fund…… OR-42
Juvenile Drug Court Fund……..OR-45
Jail Fund……OR-49
Sheriff's Commissary Fund……... OR-52
Confiscated Assets Fund……OR-54
Hotel/Motel Fund……...OR-57

TABLE OF CONTENTS

IMPACT FEE FUND
Fund Budget/Forecast Report……..IF-1
Headcount Report……IF-4
Project Summary……IF-5
SPLOST V (2006) FUND
Fund Budget/Forecast Report…… SP-1
Project Summary……SP-3
SPLOST 2012 FUND
Fund Budget/Forecast Report…… SL-1
Headcount Report…….. SL-6
Project Summary……SL-8
SPLOST 2018 FUND
Fund Budget/Forecast Report…… ST-1
Headcount Report…….. ST-6
Project Summary……ST-8
RESOURCE RECOVERY DEVELOPMENT FUND……RR-1
DEBT SERVICE FUND...……...DS-1
CONFERENCE CENTER FUND……..CC-1
EMERGENCY MEDICAL SERVICES FUND
Fund Budget/Forecast Report…….EM-1
Headcount Summary……..EM-6
EMS Administration……..EM-8
EMS Operations……EM-11
INSURANCE AND BENFITS FUND……IB-1
FLEET MAINTENANCE FUND……..... FM-1

Executive Summary

FY2021 ANNUAL BUDGET OVERVIEW

EXECUTIVE SUMMARY

CHEROKEE COUNTY FISCAL YEAR 2021:

OCTOBER 1, 2020 – SEPTEMBER 30, 2021

Table of Contents

- Executive Summary — Slides 4 - 20
- All Funds Budget Summaries — Slides 21 - 37
  - All Funds
  - General Fund
  - Fire Fund
  - E911 Fund
  - Parks & Rec
  - Senior Services
  - Transportation
  - Insurance
- Capital Funds — Slides 38 - 42
- Revenue Assumptions — Slides 43 - 48
- Glossary — Slides 49 - 62

IN THIS BUDGET OVERVIEW

Executive Summary
Total County-Wide Budget Summary
General Fund Overview
Review of Significant Operating Funds
Capital Funds Review
Review of Significant Expenditures
Revenue Assumptions
Glossary of All Funds

FY2021 BUDGET REVIEW TOOLS:

- **2021 Budget Overview** – Summary Presentation
  Includes review of major funds, review of significant expenditures, headcount summary, revenue assumptions, and glossary of all funds
- **2021 Budget Book**
  Includes Operating Statements, and Headcount Reports for Each Department/Fund
- Both posted to County Website September 1, 2020
- Hard Copy Available for Public Review – See County Clerk

IMPORTANT DATES:

September 15, 2020 at 6 pm
Public Hearing to Solicit Public Feedback

October 6, 2020 at 6 pm
BOC to Consider Adopting FY2021 Budget

Both meetings will be held in Cherokee Hall at 1130 Bluffs Parkway
Canton, GA 30114

FY2021 Key Budget Assumptions

- Market Wage Adjustment
  - Public Safety 8%
  - Non Public Safety 4%
- 42 New Positions
  - 86% Public Safety Positions
- Health Care increase 31.3%
- Defined Benefit rate increase of 1% to 16% of payroll
- M&O Millage Rate partial rollback to 5.212, Fire increase to 3.292
- TAVT budgeted at forecasted 2020 receipts
- SPLOST Growth 6%
- General Fund Use of Reserves $4.2M
- Fire Fund Use of Reserves $2.1M

FY 2021 Proposed Budget
Operating Funds (Including Transfers)
Comparison with Prior Year Budget

Operating Funds	FY2021 Proposed Budget	Inc/(Dec)	% Change From FY2020 Budget
General Fund	$111,079,496	$9,520,455	9.4%
Fire	$37,773,930	$3,076,556	8.9%
EMS	$13,985,068	$1,792,510	14.7%
E911	$6,041,317	$523,611	9.5%
Parks & Rec	$5,763,072	$105,075	1.9%
Senior Services	$1,612,249	($210,771)	-11.6%
Insurance/Benefits	23,158,352	$5,516,593	31.3%
Trans./CATS	$1,712,542	$124,812	7.9%
Fleet Maint.	$1,887,160	$32,057	1.7%
Other Funds &RRDA	$9,059,772	($2,226,701)	-19.7%
Total Operating Expenditures	$212,072,958	$18,254,197	9.4%

FY 2021 Proposed Budget
Operating Funds
Expenditures Budget Analysis (Including Transfers)

Operating Funds	Inc/(Dec)	Salary Market Adj.	New Positions	Health Care	Defined Benefit	Other	% Change
General Fund	$9,520,455	$3,601,853	$930,335	$2,949,209	$470,180	$1,568,878	9.4%
Fire	$3,076,556	$1,998,306	$570,873	$1,452,913	$204,758	($1,150,294)	8.9%
EMS	$1,792,510	$532,128	$441,426	$381,702	$55,908	$381,346	14.7%
E911	$523,611	$316,071	0	$64,830	$31,177	$111,533	9.5%
Parks & Rec	$105,075	$106,112	0	$75,430	$14,750	($91,217)	1.9%
Senior Services	($210,771)	$37,182	0	$61,295	$6,489	($315,737)	-11.6%
Insurance/Ben.	$5,516,593	$6,184	0	$5,006,410	$1,250	$502,749	31.3%
Trans. / CATS	$124,812	$32,402	$24,350	$26,029	$5,277	$36,754	7.9%
Fleet Maint.	$32,057	$28,414	0	$39,253	$5,745	($41,355)	1.7%
Other Funds & RRDA	($2,226,881)	$90,216	$32,030	$110,937	$15,990	($2,476,054)	-19.7%
Total Operating Expenditures	$18,254,017	$6,748,868	$1,999,014	$10,168,008	$811,524	($1,473,397)	9.4%

Budgeted FT Headcount – New Positions

2021 Full Time Headcount New Positions

- **14 New Full Time Positions to start 10/1/20**
  - 1 Probation Court – Clerk 1 to replace PT position – Net increase $28K
  - 1 Sheriff CID – RMS Manager $86K
  - 2 Sheriff – ADC/Jail – Maintenance Staff $136K
  - 1 IT – Infrastructure Systems Admin $102K
  - 1 Recycling – Recycling Operator to replace PT Position – Net increase $24K
  - 1 Drug Screening Lab – Lab Technician/Assistant to replace PT position – Net increase $32K
  - 7 EMS – 1 EMS Billing Assistant, 6 Fire Fighter Entry Level $367K
- **11 New Full Time Positions to start 1/1/21**
  - 11 Firefighting – Fire Fighter Entry Level $434K
- **17 New Full Time Positions to start 4/1/21**
  - 2 County Probation – Sworn Probation Officers $59K
  - 1 State Court – Staff Attorney $37K
  - 14 Sheriff ADC/Jail Positions +$350K
- **Net Increase for 2021 FT Changes $1.7M**

New Positions Cost by Segment $1.7M

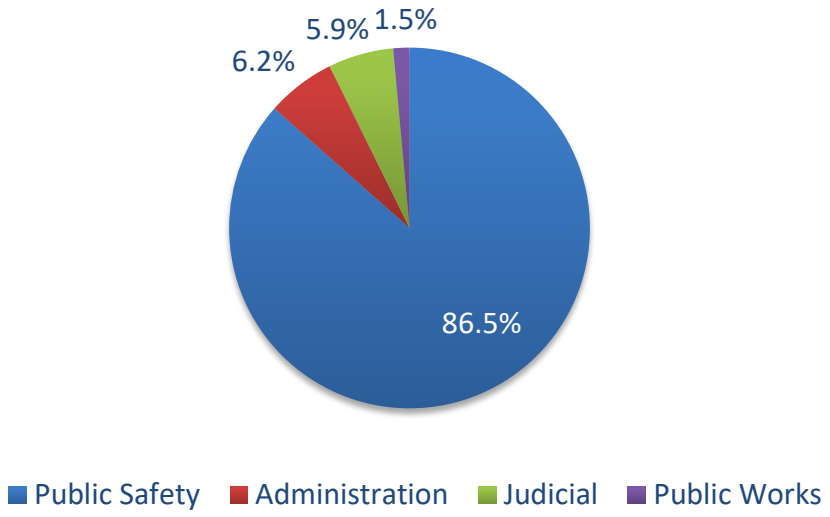

Workers Compensation

	FY2019 Actuals	FY2020 Budget	Q3 2020 Actuals	FY2021 Budget
Costs By Type				
New Claims	$685,176	$469,337	$401,435	$561,072
Carryover Claims	$105,556	$140,500	$393,598	$283,000
Admin Costs	$340,867	$370,000	$310,311	$344,000
Total County	$1,131,599	$950,518	$1,105,344	$1,188,072
Costs by Fund				
General Fund	$581,430	$496,000	$551,069	$731,187
Fire Fund	$401,514	$268,979	$393,768	$298,869
EMS Fund	$30,901	$40,680	$22,451	$29,325
Other Funds	$117,754	$144,859	$138,056	$128,691
Total County	$1,131,599	$950,518	$1,105,344	$1,188,072

2021 Budget for New Claim Costs were based on YTD Feb 2020 and FY2019 results.

2021 Budget for Carryover Claim Costs were based on review by Bob Alford 2/20

Revenue Summary All Funds
2020 Budget vs 2021 Budget

	2020 Budget	2021 Budget	Change Increase/ (Decrease)	Variance Explanation
Property Taxes	84,777,672	90,675,972	5,898,300	Reflects increase from new growth, partial rollback of General M & O
Motor Vehicle/TAVT	10,556,459	13,583,404	3,026,945	TAVT Tax increasing based on new formula
SPLOST	43,000,000	48,350,000	5,350,000	2021 Budget based on 2020 Forecast
Insurance Premium Tax	10,433,975	11,400,000	966,025	Based on 2019 actual/2020 forecast
Other Taxes	7,408,500	7,904,500	496,000	2021 Budget based on 2020 Forecast
Licenses & Permits	2,630,000	2,757,000	127,000	2021 Budget based on 2020 Forecast
Intergovernmental	18,320,864	16,672,886	(1,647,978)	2021 budget based on known grants
Charges for Services	50,226,897	56,329,148	6,102,251	Internal service charge for medical contributions increased $5.8M
Fines & Forfeitures	5,844,186	5,933,388	89,202	2021 Budget based on 2020 Forecast
Investment Revenue	2,065,446	635,500	(1,429,946)	Investment Revenue decreased drastically due to pandemic
Miscellaneous Revenue	2,452,825	2,958,638	505,813	Only known items budgeted in this category
Bond Proceeds	145,933	40,000	(105,933)	Lease Agreements for vehicles
Use/(Save) of Reserves	50,363,036	32,881,851	(17,481,185)	General Fund increased $0.2M, Fire Fund increased +$1.6M, Capital Funds decreased ($21.2M)
Transfers	11,665,781	14,037,660	2,371,879	Transfer from Fire Fund to EMS Fund ($1.5M), transfer from GF to RRDA Fund ($1.9M), Trans from General Fund to EMS +$2.7M, Impact Fee to SPLOST +$3.0M
TOTAL FUNDING SOURCES	**299,891,574**	**304,159,947**	**4,268,373**	

Cherokee County M&O Rate Trend Analysis

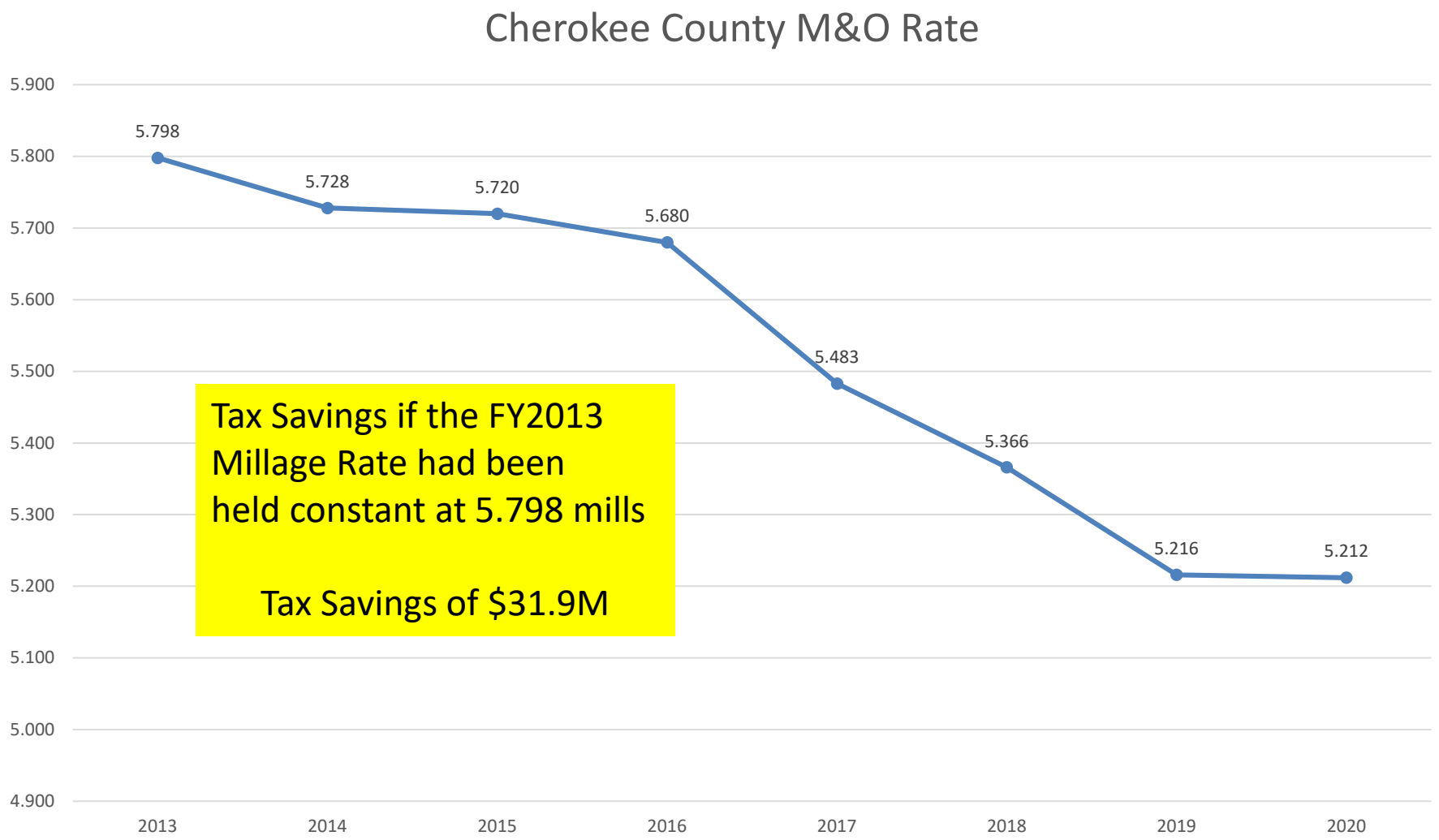

Your Tax Dollars

For an average homeowner in a house assessed at $285,100:

Summary of Total Tax Bill	2019 Rates	2020 Rates	Dollar Change
General Fund	$568.75	$568.32	($0.44)
Fire Fund	$372.80	$375.42	$2.62
Parks Bond	$54.74	$52.57	($2.17)
Total County Portion	**$996.29**	**$996.31**	**$0.02**
School Operations	$2,067.14	$2,067.14	$0.00
School Bond	$114.04	$114.04	$0.00
Total County Schools	**$2,181.18**	**$2,181.18**	**$0.00**
Total Tax Bill	**$3,177.47**	**$3,177.49**	**$0.02**

$0.68
Cherokee County School District

$0.18
Cherokee County

$0.12
Cherokee County Fire & Emergency Services

$0.02
Cherokee County Parks

Your Tax Dollars

Function	Of Total	GO TO:
Public Safety	50.07%	$284.55
Judicial	17.96%	$102.07
General Administration	15.87%	$90.21
Public Works	6.61%	$37.56
Housing and Development	4.07%	$23.12
Culture and Recreation	3.99%	$22.66
Health and Welfare	1.43%	$8.15
TOTAL GENERAL FUND	100%	$568.32

How does this compare to other counties...

FY19 vs FY20 M&O Millage Rates

M&O Millage Rates

	FY19	FY20	Change	%
Rockdale	20.190	18.900	(1.290)	-6.4%
Dekalb	17.148	17.148	-	0.0%
Clayton	15.596	15.089	(0.507)	-3.3%
Henry	12.733	11.628	(1.105)	-8.7%
Douglas	9.990	12.563	2.573	25.8%
Fulton	9.899	9.776	(0.123)	-1.2%
Cobb	8.460	8.460	-	0.0%
Gwinnett	10.119	11.510	1.391	13.7%
Cherokee	5.216	5.212	(0.004)	-0.1%
Forsyth	4.791	4.791	-	0.0%
Fayette	4.392	4.277	(0.115)	-2.6%

2020 General M&O Millage Rates in the Metro-Atlanta Area

Both counties that have a lower M&O millage than Cherokee have an extra 1% sales tax to supplement their property taxes . Based on SPLOST receipts, if Cherokee County had the additional 1%, the millage rate would be only 1.186mls

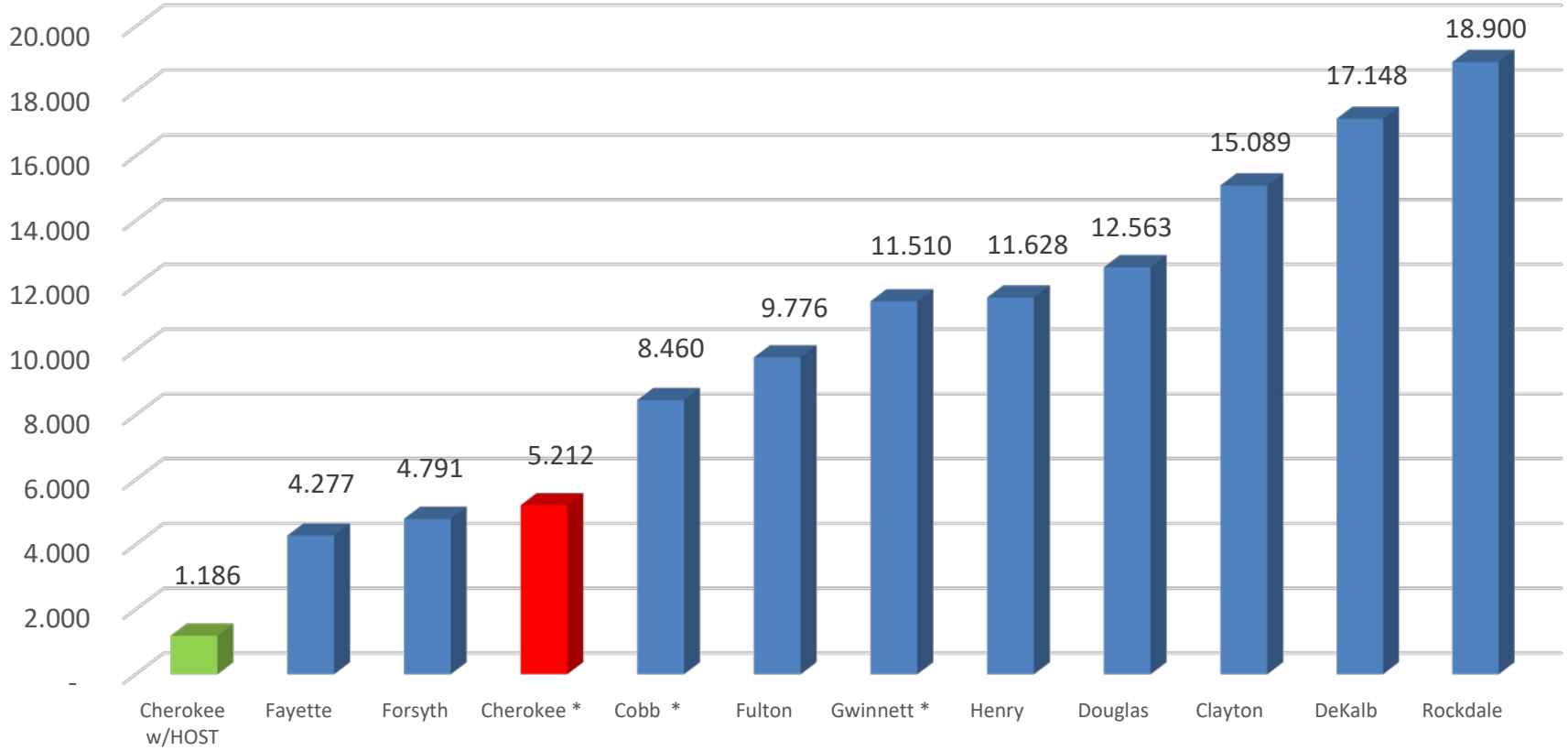

* Cobb, Cherokee, and Gwinnett are the only 3 of 159 counties in Georgia not using a sales tax to offset property taxes.

Combined* Millage Rate Comparison if Cherokee County Had a HOST

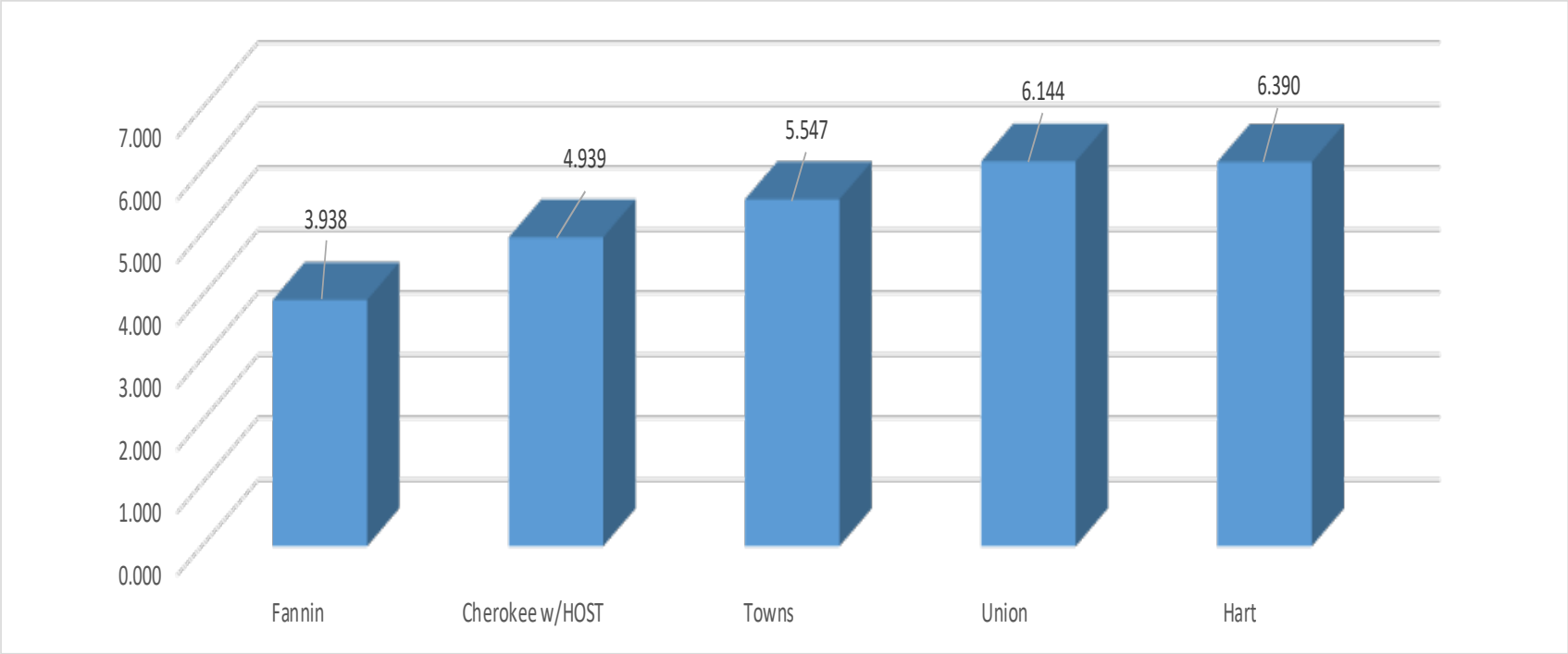

If Cherokee County had a HOST, the combined County Millage Rate would be the 2nd lowest in the state. In addition, the other counties that are comparative have much smaller populations/different level of service requirements.

**This includes M&O, Fire, and Parks Bond*

FY 2021 Proposed Budget
Capital Funds County Expenditures

Projects

Parks & Recreation
- Hickory Flat Gym
- Hobgood Park Dugouts
- Union Hill Floor
- Veterans Park - 2 pavilions
- Kenny Askew

Roads & Bridges
- Univeter Rd Projects
- SR 140@ E. Cherokee
- SR 140@ Sugar Pike Rd traffic signal
- Woodstock Rd @ Victory Drive roundabout
- Bell Ferry Project

Capital Funds	FY2021 Proposed Budget
Capital Expenditures	
Impact Fees	$5,686,096
SPLOST V (2006-2012)	$38,113
SPLOST VI (2012 -2018)	$18,535,762
SPLOST VII (2018-2024)	$40,442,754
Parks BOND	0
Total Capital Projects	$64,702,725
Debt Service	$6,363,515
Total Capital Related	$71,066,240

Capital Highlights

Safety & Security

Sheriff
- Jail Project $13.6M
- Vehicles $3.2M
- Body Cameras $1.5M
- MDT's $1M
- New Precinct $1.5M

Fire
- Stations $5.4M
- Training Facility $348k
- Ambulances $850k
- Support Vehicles $274k
- Turnout Gear $270k

Marshal
- 800 MHz Project $2.9M
- Vehicles $220k

Justice Center $600k

Environmental Stewardship

Parks & Recreation
- L.B. Ahrens Recreation Center $5M
- Other Projects $600k

Public Works
- Roads & Bridges $25.3M

Cherokee County Board of Commissioners
SPLOST V (2006-2012)
FY 2021 Budget Spending Fund 322

Department	Project	Carryforward Amount	FY2021 Budget	Remaining Funds
Library	Books, Materials, Other Capital	1,534,528	-	1,534,528
Fire	Intellitime Time Keeping System	26,281	26,281	-
Public Works	Vehicles and Equipment	11,832	11,832	-
	Total	1,572,641	38,113	1,534,528

Cherokee County Board of Commissioners
SPLOST VI (2012-2018)
FY 2021 Budget Spending 323

Department	Project	Carryforward Amount	FY2021 Budget	Remaining Funds
Sheriff	Jail Expansion	$100,762	$100,762	(0)
Public Works	Roads & Bridges	13,793,139	$13,435,000	358,139
Parks & Rec	L.B. Ahrens Recreation Center	5,433,201	$5,000,000	433,201
		19,327,102	18,535,762	791,340
				-
		19,327,102	18,535,762	791,340

Cherokee County Board of Commissioners
SPLOST VII (2018-2024)
FY 2021 Budget Spending Fund 324

Department	Project	Total SPLOST Budget	YTD Expenditures	FY2021 Budget	Remaining Funds
Sheriff **	Jail Expansion/Improvements	26,000,000	12,486,033	$13,513,967	-
Sheriff	Law Enforcement Vehicles/Facilities/Equipment	$4,000,000	1,053,558	750,000	2,196,442
Marshal	Animal Control and County Marshal Vehicles and Equipment	$1,000,000	300,888	220,000	479,112
E-911 ***	Communications - Radio Project	$9,606,500	9,989,516	2,898,302	(3,281,318)
Fire	Fire & Emergency Services Facilities, Vehicles and Equipment	$21,140,000	4,839,602	7,160,000	9,140,398
Courts	Court Facilities, Equipment, Improvements , and Expansion	$17,500,000	1,305,642	600,000	15,594,358
Parks & Rec	Parks and Recreation Facilities, Equipment and Improvements	$2,800,000	1,583,891	600,000	616,109
Public Works	Roads & Bridges	$88,500,000	32,973,200	9,128,485	46,398,315
Public Works	Transportation Infrastructure, Facilities, Equipment- CATS	$500,000	20,416	82,000	397,584
Public Works	Airport Facilities, Equipment , Improvements & Expansion	$6,000,000	759,354	200,000	5,040,646
Economic Development	Business & Economic Development Land Acquisition	$8,000,000	2,919,906	500,000	4,580,094
	Total SPLOST VII Referendum	185,046,500	68,232,006	35,652,754	81,161,740
IT	IT Upgrade	$1,062,053	$629,244	$349,000	83,809
Facility Maintenance	Facility Maintenance	$1,000,000	$187,735	$191,000	621,265
Parks & Rec	L.B. Ahrens Recreation Center	$3,000,000	$0	$0	3,000,000
Sheriff	Sheriff 50 Patrol Cars	$2,500,000	$0	$1,250,000	1,250,000
Facility Maintenance	Historical Society Renovations	$500,000	$0	$500,000	-
Economic Development	Land Acquisition	$500,000	$0	$0	500,000
Fire	Fire Station - Downtown Canton	$2,000,000	$0	$0	2,000,000
Fire	Mica Fire Station - Community Room	$1,000,000	$0	$0	1,000,000
Fire	Sutallee Fire Station - Community Room	$1,000,000	$0	$0	1,000,000
Sheriff	Body Camera's	$1,500,000	$0	$0	1,500,000
Sheriff	Sheriff Precinct - K-9/Traffic	$3,000,000	$0	$1,500,000	1,500,000
Sheriff	MDT's	$1,000,000	$0	$1,000,000	-
	Total Excess SPLOST VII Revenue Projects	$18,062,053	$816,979	$4,790,000	$12,455,074
	Total SPLOST VII	203,108,553	69,048,985	40,442,754	93,616,814

** $3M transfer of Impact Fees for New Jail, total project cost of $26M and total budget spend of $13.5M

*** Cities will contribute $3.3M over 3 years for their portion of the radio project

FY 2020 Fund Balance Forecast
CARES ACT Impact

	General Fund	Fire Fund
Fund Balance @ 9/30/2019	$36,243,591	$6,625,002
Forecasted		
Expenditures	$102,401,648	$34,697,374
Revenues	$102,994,701	$35,127,998
Inc/(Dec) Reserves	$593,053	$430,624
CARES ACT		
Inc/(Dec) Reserves	$5,895,436	$3,316,186
Fund Balance @9/30/2020	$42,732,080	$10,371,812
FY2021 Budgeted Use of Reserves	$4,015,766	$2,159,107

CARES ACT
FUND 222

Expenditures	$9,211,622
Revenue	$9,211,622
Fund Balance @9/30/2020	$0

FY 2021 Proposed Budget
Risk Evaluation

Risk Items	Status	Key Drivers
Use of Reserves for Recurring Expenditures		• General Fund $4.0M • Fire Fund $2.1M • EMS $545k
Economy Impact on Revenue Sources		• TAVT • SPLOST • Judicial • Investment Income • Parks & Rec
2nd CARES ACT Distribution		• States discretion on any future distributions

All Funds Budget Summaries
FY2021 Budget

All Funds Budget Summary
Expenditures & Transfers

($ Millions)

BUDGETS	2020	2021
Expenditures & Transfers	$299.9	$304.1
2021 v 2020 Increase %		1.4%
2021 v 2020 Increase		$4.3

HIGHLIGHTS

Operating Funds: +$18.7M

- 4%/8% COLA +6.7M
- 42 new FT Employees +$1.7M
- Defined Benefit increase +$0.8M
- Health Care Increase +$5.1M
- Insurance Fund Increase +$5.1M (offset by revenue)
- Other Salary/Benefit Changes +$0.6M
- Operating $1.2M
- Capital ($0.5M)
- RRDA Bond Payment ($2.0M)

Capital Funds: ($16.8M)

- 4% COLA +$0.1M
- Health Care Increase +$0.1M
- Capital Projects: ($19.7M)
- Operating +$0.6M
- Payments to Other Agencies +$2.1M

Transfers: +$2.4M

- Bond Refinance: ($1.9M)
- Fire Fund to EMS ($1.5M)
- General Fund to EMS +$2.7M
- Impact Fees to SPLOST +$3.0M
- Various Others +$0.1M

Total County Wide Expenditures

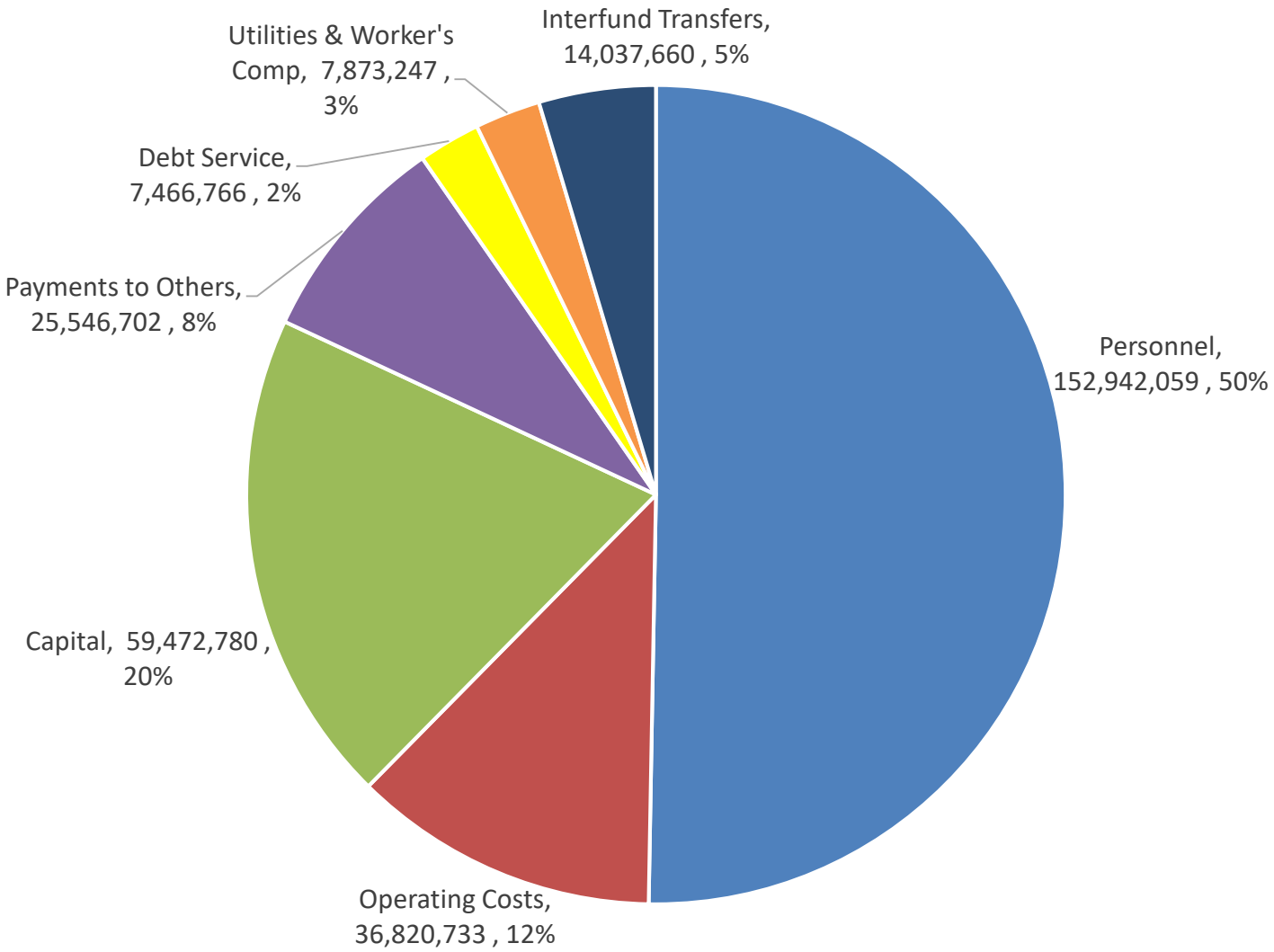

All Funds Budget Summary
Expenditures – Operations (Excludes Transfers)

	2020 Revised Budget	2021 Proposed Budget	Change Increase/ (Decrease)	%
General	94,210,752	102,810,137	8,599,385	9.1%
Fire	33,040,377	37,629,782	4,589,405	13.9%
EMS	12,192,558	13,985,068	1,792,510	14.7%
E911	5,517,706	6,041,317	523,611	9.5%
Parks & Rec (CRPA)	5,507,997	5,613,072	105,075	1.9%
Insurance & Benefits	17,641,759	23,158,352	5,516,593	31.3%
Senior Services	1,823,020	1,612,249	(210,771)	-11.6%
Transportation	1,587,730	1,712,542	124,812	7.9%
Fleet Maint	1,855,103	1,887,160	32,057	1.7%
Total Major Operations	**173,377,002**	**194,449,679**	**21,072,677**	**12.2%**
Total Other Funds	**8,222,103**	**7,762,034**	**(460,069)**	**-5.6%**
TOTAL OPERATING	**181,599,105**	**202,211,713**	**20,612,608**	**11.4%**
RRDA	**2,703,875**	**823,585**	**(1,880,290)**	**-69.5%**
TOTAL OPERATING & RRDA	**184,302,980**	**203,035,298**	**18,732,318**	**10.2%**

All Funds Budget Summary
Expenditures – Capital (Excludes Transfers)

	2020 Revised Budget	2021 Proposed Budget	Change Increase/ (Decrease)	%
Impact Fees	822,367	686,096	(136,271)	-16.6%
SPLOST V (2006-2012)	38,113	38,113	0	0.0%
SPLOST 2012 (2012-2018)	35,916,910	20,535,762	(15,381,148)	-42.8%
SPLOST 2018 (2018 - 2024)	60,781,908	59,488,827	(1,293,081)	-2.1%
Total Capital Projects	97,559,298	80,748,798	(16,810,500)	-17.2%
Debt Service	6,363,515	6,338,191	(25,324)	-0.4%
TOTAL CAPITAL RELATED	**103,922,813**	**87,086,989**	**(16,835,824)**	**-16.2%**

All Funds Budget Summary

Interfund Transfers

	2020 Revised Budget	2021 Proposed Budget	Change Increase/ (Decrease)	%
General Fund Transfers				
General Fund to Senior Services	697,477	788,679	91,202	13.1%
General Fund to Parks & Recreation	1,582,635	1,767,162	184,527	11.7%
General Fund to Transportation	435,011	103,425	(331,586)	-76.2%
General Fund to Grant Fund	321,527	488,676	167,149	52.0%
General Fund to RRDA Fund	2,561,639	681,349	(1,880,290)	-73.4%
General Fund to EMS	1,750,000	4,440,068	2,690,068	153.7%
General Fund Transfers	**7,348,289**	**8,269,359**	**921,070**	**12.5%**
Fire Fund Transfers				
Fire Fund to EMS Fund	1,519,713	-	(1,519,713)	-100.0%
Fire Fund to General Fund	137,284	144,148	6,864	5.0%
Fire Fund Transfers	**1,656,997**	**144,148**	**(1,512,849)**	**-91.3%**
Parks to General Fund	**150,000**	**150,000**	**0**	**0.0%**
Hotel/Motel to Conf Center	**142,000**	**190,000**	**48,000**	**33.8%**
Drug Screening Lab to DUI Court	**65,000**	**50,000**	**(15,000)**	**-23.1%**
Impact Fee Fund to SPLOST	**2,000,000**	**5,000,000**	**3,000,000**	**150.0%**
SPLOST 2018 to SPLOST 2012	**150,000**	**-**	**(150,000)**	**-100.0%**
DATE Fund Transfers				
DATE to Drug Court	90,000	107,826	17,826	19.8%
DATE to DUI Court	-	30,172	30,172	0.0%
DATE to Treatment Acct Ct	17,608	23,128	5,520	31.3%
DATE to Veteran's Court	12,558	23,442	10,884	86.7%
DATE to Juv Drug Court	33,329	49,585	16,256	48.8%
DATE Fund Transfers	**153,495**	**234,153**	**80,658**	**52.5%**
TOTAL INTERFUND TRANSFERS	**11,665,781**	**14,037,660**	**2,371,879**	**20.3%**

General Fund

($millions)

BUDGETS	2020	2021
Expenditures & Transfers	$101.6	$111.1
2021 v 2020 Increase %		9.4%
2021 v 2020 Increase $		$9.52
2021 v 2020 Operating Increase %		9.0%
2021 v 2020 Operating $ Increase		$8.60

Significant drivers of 9.52M, or 9.4% increase:

- 4%/8% COLA salary adjustment +$3.6M
- Increased Defined Benefit costs $0.5M, Increased Health Care Costs +$2.9M
- 23 new FT positions +0.9M
    - 2 Sworn Probation Officers (County Probation), 1 Clerk (Probate Court), 1 Staff Attorney (State Court), 1 RMS Manager (Sheriff CID), 2 Maintenance Staff (Sheriff Jail), 14 positions (Sheriff Jail), 1 Infrastructure Systems Admin (IT), 1 Recycling Operator (Recycling)
- Overtime Increase +$0.2M
- Other Personnel/Benefits Changes +$0.5M
- Operating Increases +$0.5M
- Capital ($0.3M)
- Increase in Transfers to Other Funds +$0.9M (see next slide for breakdown)

Funding Notes: The Fund will be required to use $4.2M of its available fund balance. 2019 ending $36.2M, 2020 forecasted ending $37.8M, 2021 budgeted ending $33.6M

General Fund Transfers

The General Fund provides support to the following funds:

Interfund Transfers	2020	2021	$ Change	% Change
EMS	1,750,000	4,440,068	2,690,068	154%
Parks	1,582,635	1,767,162	184,527	12%
Transportation	435,011	103,425	(331,586)	-76%
Senior Services	697,477	788,679	91,202	13%
RRDA	2,561,639	681,349	(1,880,290)	-73%
Grant Match	321,527	488,676	167,149	52%
Total	7,348,289	8,269,359	921,070	13%

- Parks, Senior Center, Grant Funds: 4% COLA, increased Defined Benefit and Health Care Costs
- EMS: 8% COLA, Increased Defined Benefit and Health Care Costs, Transfer from Fire to EMS eliminated in 2021
- Transportation: Increased Grant revenue in 2021
- RRDA Fund: $2.0M in 2020 to pay down debt

Review of Other Major Operating Funds

2021 BUDGET

Fire Fund

($millions)

BUDGETS	2020	2021
Expenditures	$34.7	$37.8
2021 v 2020 Increase %		8.9%
2021 v 2020 Increase $		$3.08
2021 v 2020 Operating Increase %		13.9%
2021 v 2020 Operating Increase $		$4.59

Significant drivers of $3.08M, or 8.9% increase:

- 11 new positions to start 1/1/21 +$0.4M, 11 firefighters
- 8% Salary Adjustment +$2.0M
- Additional Defined Benefit costs +$0.2M, Additional Health Care costs +$1.5M
- FAO/Paramedic and other salary Increases +$0.1M
- Increased operating costs +$0.3M
- Removed Transfer to EMS ($1.5M)

Funding Notes: The Fire District millage rate for 2020 is 3.292, the primary driver of its tax revenue, $28.4M. In addition, the Fire District receives fire protection revenue from cities in the county of $7.1M.
The Fund will be required to use $2.2M of its available fund balance. 2019 Ending $6.6M, 2020 Forecasted Ending $7.9M, 2021 Budgeted Ending $5.7M

EMS Fund

($millions)

BUDGETS	2020	2021
Expenditures	$12.2	$14.0
2021 v 2020 Increase %		14.7%
2021 v 2020 Increase $		$1.79

Significant drivers of $1.79M, or 14.7% increase:

- 7 new positions +$0.4M, 1 Billing Assistant, 6 firefighters
- 8% COLA +$0.5M
- Increased Defined Benefit +$0.1M, Increased Health Care +$0.4M
- Decreased Operating Costs ($0.1M)
- Increased Bad Debt Expense +$0.5M

Note: True cash expenses are budgeted to be $10.4M. The EMS Fund is budgeted to generate enough cash collections to cover 52% of its expenditures. The General Fund provides 48% of this fund's cash requirements.

E911 Fund

($millions)

BUDGETS	2020	2021
Expenditures	$5.5	$6.0
2021 v 2020 Increase %		9.5%
2021 v 2020 Increase $		$0.52

Significant drivers of $523K, or 9.5% increase:

- 8% COLA salary adjustment +$316K
- Increased Defined Benefit +$31K, Increased Health Insurance +$65K
- Operating Increase +$103K

Note: The E911 Fund receives no support from the General Fund/property taxes. All revenues are collected through fees charged by phone companies for landlines, cell phones and prepaid services.

Parks & Recreation Fund

Cherokee Recreation & Parks Agency

"Quality People Delivering Quality Services For Your Quality of Life"

BUDGETS	2020	2021
Expenditures	$5.7	$5.8
2021 v 2020 Increase %		1.9%
2021 v 2020 Increase $		$0.11

Significant drivers of $105K, or 1.9% increase:

- 4% COLA salary adjustment +$106K
- Increased Defined Benefit +$15K, Increased Health Insurance +$75K
- Other Personnel/Benefit Changes ($80K)
- Operating/Allocated Costs decrease ($12K)

Note: CRPA is budgeting $2.9M in program fees and contributions to cover 50% of expenditures. Alcoholic beverage taxes provide an additional $1.1M of funding. Together, CRPA expenditures are 69% covered by sources other than property tax.

Senior Services Fund

($millions)

BUDGETS	2020	2021
Expenditures	$1.8	$1.6
2021 v 2020 Decrease %		-11.6%
2021 v 2020 Decrease $		-$0.21

Significant drivers of $210K, or 11.6% Decrease:

- 4% COLA +$37K
- Additional Defined Benefit +$6K, Additional Health Care +$61K
- Other Benefit Changes ($18K)
- Operation Cost Decrease ($297K) – one time grant funding received in 2020

Note: The Senior Center is budgeting to receive $751K in federal and state grants for operations. This covers 47% of operating expenditures.

Transportation Fund

($millions)

BUDGETS	2020	2021
Expenditures	$1.6	$1.7
2021 v 2020 Increase %		7.9%
2021 v 2020 Increase $		$0.12

Significant drivers of $125K, or 7.9% Increase:

- 4% COLA +$32K
- Defined Benefit Increase +$5K, Health Care increase +$26K
- Other personnel & benefit changes +$37K
- Operating/Allocated Costs +$25K

Note: This fund is budgeted to receive $1.1M in grant support. Other revenue is budgeted at $550K. Therefore 94% of expenditures are budgeted to be covered by sources other than property taxes.

Insurance & Benefits Fund

($millions)

BUDGETS	2020	2021
Expenditures	$17.6	$22.8
2021 v 2020 Increase %		29.3%
2021 v 2020 Increase $		$5.20

Significant drivers of $5.20M, or 29.3% Increase:

- Medical Claims budgeted to increase $4.6M based on previous twelve month history and 5% inflation rate.
- Administration costs increased $.4M

Fund Balance

	Undesignated	Designated	Total
2019 Actual	$ -	$ 487,613	$ 487,613
2020 Forecast	$ -	$ 326,838	$ 326,838
2020 Budget	$ -	$ 237,424	$ 237,424

Note: The Insurance & Benefits Fund is an Internal Service Fund which recovers its costs from employee contributions and charges collected from each department. Costs that are not recovered are charged to the fund's reserve.

Insurance & Benefits

FUNDING

- Employer Contributions per employee increased 17.8%.
- Employee Premiums were not changed.
- We are budgeting to use $89.4k of the ERIP Reserved Fund Balance. There will not be any Undesignated Fund Balance to use.

CLAIMS

- PEPM: 2019 Actual = $1014.22 2020 Forecast = $1095.55 2021 Budget = $1185.79
- Average # of Enrollees: 2019 Actual = 1232 2020 Forecast = 1286 2021 Budget = 1300
- Net Claims (Includes Stop Loss Reimbursements): 2019= $15.0M 2020 Forecast = $16.9M 2021 Budget = $18.5M

ADMINISTRATIVE FEES

- Stop loss insurance provider costs budgeted to increase 15%.
- Medical and Dental administration costs increase 3% .

NET IMPACT

- Based on projected enrollment of 1,300 enrollees (employees & retirees), the Total 2020 Budget for Fund 605:
  - Total Revenues = $22.09M Total Expenditures = $22.18M Amount used from Reserves (ISRP) = $89.4k

Review of Capital Funds

2021 BUDGET

SPLOST FUNDS

SPLOST V, SPLOST 2012 and SPLOST 2018 combined for comparability
Includes Transfers & Grants

($millions)

BUDGETS	2020	2021
Expenditures	$96.7	$80.1
2021 v 2020 Decrease %		-17%
2021 v 2020 Decrease $		-$16.67

- **Significant drivers of $16.67M, or 17% Decrease:**
- Capital funds function much differently than operating funds.
- With SPLOST funding, projects are planned over several years, and revenues are spent as the projects are undertaken/completed.
- Spending can vary year-to-year depending on the project plan.
- When spending increases or decreases – it is related to the specific projects; it is not a reflection of increased/decreased taxes on residents.
- See next slide for remaining projects and planned spending of reserves.

SPLOST

PENNIES AT WORK

SPLOST V* Spending of Reserves = $38K

Fire Department $26K

- Software

Roads & Bridges $12K

- Projects & Equipment

Library Facilities & Books

Carry forward to Future Years $1.5M

*SPLOST V sales taxes were collected 2006 - 2012

SPLOST

PENNIES AT WORK

SPLOST 2012*

Spending = $18.6M

Road Construction $13.4M

"The Buzz Community Center" $5.0M

Jail Expansion $.1M

*SPLOST 2012 sales taxes were collected 2012 – 2018

SPLOST

PENNIES AT WORK

SPLOST 2018*

Spending = $53.5M

Includes City Portion

Fire Stations, Vehicles, Ambulances $7.2M

Road Construction $9.1M

Emergency Communication $2.9M

Marshal Vehicles $0.22M

Law Enforcement Vehicles/Equipment/Bldg. $4.5M

Jail $13.5M

Other Projects $3.0M

Cities Portion $13.3M

*SPLOST 2018 sales taxes will be collected 2018 – 2024

Revenue Assumptions

2021 BUDGET

Revenue Assumptions

TAXES (2021 BUDGET = $171.9M)

- **Property Taxes (all property except vehicles): $90.7M**
  - Millage Rates: General Fund 5.212, Fire Fund 3.292, Parks Bond 0.461
    - Property tax bills will be due November 15, 2020.
    - Budget assumes 99% of 2020 assessed dollar amount is collected, less commissions on taxes collected
      - Includes 2020 Tax Levy and all prior year collections
- **Motor Vehicle/TAVT: $13.6M**
  - TAVT monthly average Oct - July 2020: $1.06M
  - 2021 Budget for TAVT = $12.8M or $1.07M per month
- **SPLOST Taxes: $48.3M**

  Average Per Month:
  - 2019 Actual = $3.63M | 2020 Forecast = $3.73M| 2021 Budget = $4.03M

Revenue Assumptions

TAXES continued (2021 BUDGET = $171.9M)

- **Insurance Premium Tax: $11.4M**
  - 2017 = $9.3M |2018 = $10.0M | 2019 = $10.7M | 2020 Forecast = $11.0M

- **All Other Taxes: $7.9M**
  - Mortgage related, cable television franchise tax, bank franchise tax, hotel/motel tax, alcohol excise tax all budgeted at or slightly below 2020 Annualized Run Rate (as of July YTD)
  - 2020 Forecast = $9.1M

Revenue Assumptions

LICENSES & PERMITS (2021 BUDGET =$2.8M)

- **Occupation Tax/Business Licenses $655K**
  - Budget for renewals $550K, 2020 Forecast $660K
  - New business licenses budgeted at $4.6K/month which is slightly less than the 2020 forecast
- **Alcoholic Beverage Licenses $272K**
  - 2019 Actual = $268K 2020 Forecast = $274K
- **Building Inspection $1.8M**
  - 2019 Actual = $1.8M, 2020 Forecast += $1.9M

INTERGOVERNMENTAL/GRANTS (2021 BUDGET = $16.7M)

The more significant amounts budgeted in this revenue category are planned in the following funds:

- **Multiple Grant Fund**: the 2021 Budget represents only known grants. As new grants are received throughout the year, budget amendments will be completed. 2021 Budget = $897K
- **CDBG Fund**: The 2021 Budget represents only the grant award that is anticipated to be spent during FY2021. 2021 Budget = $1.2M
- **Senior Services Fund**: the 2021 Budget = $751K (represents federal & state grants)
- **Transportation Fund**: the 2021 Budget = $1.1M (represents federal & state grants)
- **Fire Fund:** Payments from Cities for Fire Service. 2021 Budget = $7.1M
- **SPLOST Funds**: GDOT LMIG Grant for Roads & Bridges, 2021 Budget = $4.4M
- **Impact Fee Fund**: Local Share Canton Fire, 2021 Budget = $122K
- **Special Court Funds**: the 2021 Budget = $792K (represents federal & state grants)

Revenue Assumptions

CHARGES FOR SERVICES (2021 BUDGET = $56.3M)

Please see County-Wide Budget/Forecast Report for 73 individual revenue accounts. Most accounts budgeted at 2020 Annualized Run Rate – except for known variances:

- This category includes Internal Service Charges for the Insurance & Benefits Fund. This has been budgeted at $22.1M for 2021 vs the $17.8M run-rate for 2020. This represents the increased county contribution for more employees and higher PEPM.
- 2020 Forecast for all charges for services = $48.1M, 2020 budget = $50.2M – Charges for services are running under budget for 2020 due to closures from the pandemic. These revenues are expected to go back to normal levels for 2021.

FINES & FORFEITURES (2021 BUDGET = $5.9M)

- All fines for all courts budgeted at or below 2020 Run Rates.
- 2020 Forecast = $5.7M, 2020 Budget +$5.9M – Forecast running under budget due to closures form the pandemic. This revenue is a risk for 2021 if courts continue to run at a reduced capacity.

Revenue Assumptions

INTEREST REVENUE (2021 BUDGET = $0.6M)

- Budgeting 2021 well below 2020 Forecast of $1.6M – this revenue dropped drastically due to the pandemic and is not expected to recover for several years.

MISCELLANEOUS REVENUE (2021 BUDGET = $2.9M)

- Because miscellaneous revenue can be one-time, lump payments – we budgeted conservatively for only known items.
- This category includes items such as: rent (e.g., Tax Commissioner Woodstock office), Judicial Services reimbursements, indigent defense reimbursement

BOND/DEBT PROCEEDS (2021 BUDGET = $40K)

- No bond issues are planned for 2021. All Parks Bonds have been fully issued.
- Amount budgeted is for vehicle leases

Fund Glossary

2021 BUDGET

Glossary of Funds

- General Fund (100) – The main operating fund for Cherokee County. This fund is used to account for all financial resources except those required to be accounted for in another fund. The major revenue sources for the general fund include property taxes and fines and forfeitures. Departments under the general fund include Sheriff, Judicial Services, Tax Assessor/ Commissioner and other administrative departments. The General Fund must also provide transfers to special revenue funds that cannot cover fund expenses without support.

- Law Library (205) – a special revenue fund to assist in financing the County Law Library. Revenues come from a special add-on amount to all court fines. The Law Library provides legal references for local lawyers and judges to assist them in researching cases and laws. These funds are legally restricted for this specific use by state law.

Glossary of Funds

- State Forfeiture/Seized Fund (210) – a special revenue fund to account for Sheriff's seized Forfeitures from the State. These funds are legally restricted for specific use by state law.

- E-911 Fund (215) – a special revenue fund that provides emergency telephone communication/dispatch services for the County through special add on fees to land line telephones as well as wireless communications (collected by phone companies and remitted to the County). In late 2012 we began collecting these fees for prepaid phone cards. Police and fire services from both the County and the cities within the County are dispatched from this one Public Safety Answering Point. These funds are legally restricted for specific use by state law.

Glossary of Funds

- Senior Services Fund (221) – a special revenue fund that provides services such as in-home homemaker aides, social and health activities to the County's Seniors. Funding is provided primarily through the Atlanta Regional Commission on Aging and fees and donations from the community. The General Fund provides matches to the grants and also contributes an additional transfer of funds to cover all costs.

- Parks and Recreation Fund (225) – a special revenue fund that accounts for the activities of the Cherokee Recreation and Parks Agency (CRPA). CRPA provides a variety of sporting and recreational programs for youth and adults and also maintains the parks and recreation facilities throughout the County. Funding is provided by charges for activities and alcohol beverage taxes. Both revenue sources are committed to this fund by the BOC. The County General Fund contributes an additional transfer of funds to cover all costs.

Glossary of Funds

- Transportation Fund (240) – a special revenue fund that accounts for the activities of the Cherokee Area Transportation System (CATS). CATS provides a variety of transportation services for County residents. Most of the revenue for this fund comes from grants which are legally restricted for specific use by state law.

- Multiple Grant Fund (250) – a special revenue fund that accounts for the purchases and projects related to the receipt of federal, state and local grants. These funds are legally restricted for specific use.

- Community Development Block Grant (CDBG) Fund (251) – a special revenue fund that accounts for CDBG grant receipts and the expenditures. The objective of the grant is the development of viable urban communities by providing support for decent housing and expanded economic opportunities for low and moderate income persons. CDBG does not require a county match. These funds are legally restricted for specific use.

Glossary of Funds

- DA's Condemnation Fund (253/254) – special revenue funds that account for confiscations by the Cherokee County District Attorney's office. These funds are legally restricted for specific use by state law.

- Drug Abuse Training and Education (DATE) Fund (255) – a special revenue fund that is dedicated to treating and educating individuals who have been in the court system for drug and alcohol related cases. The funding is a state authorized add-on fee to all drug and alcohol related cases and is legally restricted for specific use. A portion of the funds provide for personnel in the District Attorney's office who coordinate cases that relate to drug and alcohol crimes. This fund also makes transfers to the Drug Accountability Court, Treatment Accountability Court and Veterans Court Funds to support their operating expenditures.

Glossary of Funds

- Victim Assistance Fund (256) – a special revenue fund that is designated to help assist victims of crime. Revenue is provided by a 5% add-on to court fines. A portion of the funds provides for personnel in the District Attorney's office who coordinate and manage cases where there is a need for victim support. Remaining funds are directed to outside agencies which specialize in victim assistance. The funds are legally restricted for specific use.

- DUI Court Fund (257) – a special revenue fund that accounts for the activities of the Cherokee County DUI Court. This court is a post adjudication court that is designed to coordinate substance abuse intervention with judicial support through an immediate sanction and incentive process. Funds are provided by fees charged to participants in the program plus grant revenue and are legally restricted for specific use.

- Drug Accountability Court Fund (258) – a special revenue fund that accounts for the activities of the Cherokee County Drug Accountability Court. Funds are provided by fees charged to participants in the program, grant revenue, and transfers from the DATE Fund, and are legally restricted for specific use.

Glossary of Funds

- Treatment Accountability Court Fund (259) – a special revenue fund that accounts for the activities of the Cherokee County Treatment Accountability Court which supports the needs of the mentally ill who come into contact with the Cherokee County Justice System. Funds are provided by grant revenue and transfers from the DATE Fund and are legally restricted to specific use.

- Drug Screening Lab Fund (260) – a special revenue fund that accounts for the operations and proceeds of the Cherokee County Drug Screening Lab.

- Veteran's Court Fund (261) – a special revenue fund that accounts for the activities of the Cherokee County Veteran's Court. Funds are provided grant revenue and transfers from the DATE Fund, and are legally restricted for specific use.

Glossary of Funds

- Juvenile Drug Court Fund (262) – a special revenue fund that accounts for the activities of the Cherokee County Juvenile Drug Court. Funds are provided grant revenue and transfers from the DATE Fund, and are legally restricted for specific use.

- Fire District Fund (270) – a special revenue fund that is supported by a dedicated property tax millage that is legally restricted for Fire Emergency Services operations. The Cherokee County Fire and Emergency Services organization provides high quality, professional medical and fire protection services to the citizens of Cherokee County.

- Jail Fund (271) – a special revenue fund that is legally restricted by state law for maintenance and infrastructure improvements to the jail. Funding is provided through add-on fees to court fines. This fund is managed by the Sheriff's office.

Glossary of Funds

- Sheriff's Commissary Fund (272) – a special revenue fund that accounts for the proceeds of jail inmate commissary sales. These funds are legally restricted for specific use by state law.

- Federal Forfeiture/Seized Fund (273) – a special revenue fund that accounts for confiscated cash seizures by Cherokee County Law enforcement from federal related crimes. Funds are legally restricted by law to be used for public safety purposes.

- Hotel/Motel Tax Fund (275) – a special revenue fund that accounts for a 6% tax on rental of hotel rooms within the County. Expenditures in this fund support economic development/ tourism. These funds are legally restricted for specific use by state law. Currently this fund makes transfers to the Conference Center and provides support to the Chamber of Commerce and Cherokee County Office of Economic Development for operating costs.

Glossary of Funds

- Impact Fee Fund (295) – a capital projects fund that is dedicated to capital and infrastructure construction and improvements as they relate to new development. Fees assessed on new construction provide the revenues. These funds are legally restricted for specific use by state law.

- SPLOST V Fund (322) – a capital projects fund that accounts for the proceeds of a 1% local sales tax levy renewed by voters for 2006 - 2012. The proceeds of this special tax are designated for items in the referendum including a new administration building, courthouse renovations, public safety and senior center facilities and equipment, and transportation projects.

- SPLOST 2012 Fund (323) – a capital projects fund that accounts for the proceeds of a 1% local sales tax levy renewed by voters for 2012 - 2018. The proceeds of this special tax are designated for items in the referendum including a jail expansion, public safety facilities & equipment, transportation and economic development projects.

Glossary of Funds

- SPLOST 2018 Fund (324) – a capital projects fund that accounts for the proceeds of a 1% local sales tax levy renewed by voters for 2018 - 2024. The proceeds of this special tax as outlined in the referendum include the jail expansion, County 911 center communication upgrade, public safety facilities & equipment, transportation and economic development projects.

- RRDA Fund (375) - accounts for the activities of the Resource Recovery Development Authority of Cherokee County (RRDA). The RRDA was created to acquire, construct and install a solid waste disposal and recycling facility. Bonds were issued in 2007 in the amount of $18,145,000 for this construction. This facility will collect and recycle natural materials such as leaves, trees and debris. Cowart Properties currently manages this facility under a lease agreement.

- Debt Service Fund (410) – a fund that accounts for the accumulation of resources for payment of General Obligation Bonds. Proceeds from a dedicated property tax millage are collected to make payments on bonds related to Parks

Glossary of Funds

- Conference Center Fund (555) – an enterprise fund that accounts for the activities of the Northside Cherokee Conference Center. The Conference Center is located at the County Administration Building and opened in late 2008. The Center features 8,000 square feet of space, dining room for almost 600 people and full catering services. Charges for renting the facility and transfers from the Hotel/Motel Tax Fund pay for all expenses.

- Emergency Medical Services (EMS) Fund (580) – an enterprise fund that provides medical and ambulance services to citizens of Cherokee County. Revenues are derived from patient and insurance billings for these services. The General Fund and Fire Fund contribute an additional transfer of funds to cover all costs.

Glossary of Funds

- Insurance & Benefits Fund (605) – an internal service fund that accounts for such items as health, dental, long-term and short-term disability and life insurance for the employees of the County. Amounts are transferred into this fund and allocated to departments through payroll based on actual employee costs.

- Fleet Maintenance Fund (610) – an internal service fund which provides maintenance and vehicle services for all county vehicles including the Fire Department, Sheriff Office and heavy duty equipment. Costs are allocated to each department on a monthly basis.

Budget Ordinance

ORDINANCE TO PROVIDE FOR THE ADOPTION OF A BUDGET, ITS EXECUTION AND EFFECT FOR THE FISCAL YEAR BEGINNING OCTOBER 1, 2020 AND ENDING SEPTEMBER 30, 2021

BE IT ORDAINED by the Chairman and Board of Commissioners of Cherokee County, Georgia:

Section I There is hereby adopted for the fiscal year October 1, 2020 through September 30, 2021 a budget for Cherokee County, Georgia, based on the budget estimates as prepared by the County Manager.

Section II **General, Economic Development and General Administration Funds**

There is hereby established a General Fund, Economic Development Fund and General Administration Fund for Cherokee County for the general obligations and legal obligations in FY 2020 with an appropriation of $111,079,496

General, Economic Development and General Administration Fund revenues for the fiscal year are estimated as follows:

Taxes	87,823,267
Licenses and Permits	2,757,000
Intergovernmental	105,000
Charges for Services	10,569,585
Fines and Forfeitures	4,396,000
Investment Income	250,000
Miscellaneous	828,730
Contributions	-
Bond/Debt Proceeds	40,000
Use/(Save) of Reserves	4,015,766
Transfers in from Other Funds	294,148
Total Estimated General, Economic Development and Administration Revenues	**$111,079,496**

There is appropriated for the general operation and payment of certain legal obligations of Cherokee County for the fiscal year and disbursed from the following, as much as may be deemed necessary, but not to exceed the amount of $111,079,496

General Services	8,929,705
Administration Services Agency	7,160,177
Human Resources	381,210
Health and Human Services	513,379
Recreation, Parks and Cultural Affairs	2,690,845
Judicial Services	18,924,797
Law Enforcement	45,251,737
Community Development	3,304,758
Community Services Agency	482,631
Public Works	6,264,959
Marshal	4,542,537
Transfers to Other Funds	8,269,359
Capital Enhancements	115,680
Utilities and Allocated Costs	4,247,722
Total Estimated General, Economic Development and Administration Expenditures & Transfers	**$111,079,496**

Section III **Law Library Fund**

There is hereby established a Law Library Fund for Cherokee County with an appropriation of $127,500

Revenues for the Law Library Fund shall be from the following sources:

Fines and Forfeitures	116,500
Charges for Services	4,000
Investment Revenue	7,000
Total Law Library Fund Revenues	**$127,500**

The following disbursements are authorized for the fiscal year:

Operations	127,500
Total Law Library Fund Expenditures	**$127,500**

Section IV State Forefeiture Seized Fund

There is hereby established a State Forfeiture Seized Fund for Cherokee County with an appropriation of $80,000

Revenues for the State Forfeiture Seized Fund shall be from the following sources:

Fines & Forfeitures	80,000
Total Sheriff's Forfeitures Fund Revenues	**$80,000**

The following disbursements are authorized for the fiscal year:

Operations	80,000
Total Sheriff's Forfeitures Fund Expenditures	**$80,000**

Section V Emergency 911 Telephone Fund

There is hereby established an Emergency 911 Telephone Fund for Cherokee County with an appropriation of $6,041,317

Revenues for the Emergency 911 Telephone Fund shall be from the following sources:

Charges for Services	6,000,500
Use/(Save) of Reserves	30,317
Investment Income	10,000
Miscellaneous	500
Total Emergency 911 Telephone Fund Revenues	**$6,041,317**

The following disbursements are authorized for the fiscal year:

Operations	6,041,317
Total Emergency 911 Telephone Fund Expenditures	**$6,041,317**

Section VI Senior Services Fund

There is hereby established a Senior Services Fund for Cherokee County with an appropriation of $1,612,249

Revenues for the Senior Services Fund shall be from the following sources:

Intergovernmental	751,100
Charges for Services	60,470
Contributions	12,000
Transfer in from General Fund	788,679
Total Senior Services Fund Revenues & Transfers	**$1,612,249**

The following disbursements are authorized for the fiscal year:

Operations	1,612,249
Total Senior Services Fund Expenditures	**$1,612,249**

Section VII Parks and Recreation Fund

There is hereby established a Parks and Recreation Fund for Cherokee County with an appropriation of $5,763,072

Revenues for the Parks and Recreation Fund shall be from the following sources:

Alcoholic Beverage Excise Tax	1,120,000
Charges for Services	2,815,975
Investment/Misc Revenue	14,935
Contributions/Donations	45,000
Sale of Assets	-
Transfer in from General Fund	1,767,162
Total Parks and Recreation Fund Revenues & Transfers	**$5,763,072**

The following disbursements are authorized for the fiscal year:

Administration	907,411
Programs	817,859
Aquatic Center	1,213,037
Athletics	1,259,858
Maintenance	1,414,907
Transfers to Other Funds	150,000
Total Parks and Recreation Fund Expenditures	**$5,763,072**

Section VIII Transportation Fund

There is hereby established a Transportation Fund for Cherokee County with an appropriation of $1,712,542

Revenues for the Transportation Fund shall be from the following sources:

Intergovernmental	1,059,121
Charges for Services	549,996
Transfers in from General Fund	103,425
Total Transportation Fund Revenues & Transfers	**$1,712,542**

The following disbursements are authorized for the fiscal year:

Operations	1,712,542
Total Transportation Fund Expenditures	**$1,712,542**

Section IX Multiple Grant Fund

There is hereby established a Multiple Grant Fund for Cherokee County with an appropriation of $1,666,021

Revenues for the Multiple Grant Fund shall be from the following sources:

Intergovernmental	897,345
Contributions	250,000
Use/(Save) of Reserves	30,000
Transfers in from General Fund	488,676
Total Multiple Grant Fund Revenues	**$1,666,021**

The following disbursements are authorized for the fiscal year:

Elections - Community Tech & Civil Life (CTCL)	250,000
FOCUS	48,000
HEAT1 - Sheriff's Office	282,240
Juvenile Justice Incentive Grant (JJIG)	150,000
SAFE Kids - Northside Hospital	25,000
Stop Violence Against Women Grant (STPVW)	101,625
Victims of Crime Act Grant (VOCA) - District Attorney's Office	401,778
Victims of Crime Act Grant (VOCA1) - Solictor's Office	270,167
Victims of Crime Act Grant (VOCA2) - Sheriff's Office	132,211
Wellness - Cherokee Northside Hospital	5,000
Total Multiple Grant Fund Expenditures	**$1,666,021**

Section X Community Development Block Grant (CDBG) Fund

There is hereby established a CDBG Fund for Cherokee County with an appropriation of $1,215,907

Revenues for the CDBG Fund shall be from the following sources:

Intergovernmental	1,215,907
Total CDBG Fund Revenues	**$1,215,907**

The following disbursements are authorized for the fiscal year:

Operations	1,215,907
Total CDBG Fund Expenditures	**$1,215,907**

Section XI District Attorney (DA) 9-16-19 Condemnation Fund

There is hereby established a DA Condemnation Fund for Cherokee County with an appropriation of $5,000

Revenues for the DA 9-16-19 Condemnation Fund shall be from the following sources:

Fines & Forfeitures	5,000
Total DA Condemnation Fund Revenues	**$5,000**

The following disbursements are authorized for the fiscal year:

Operations	5,000
Total DA Condemnation Fund Expenditures	**$5,000**

Section XII District Attorney (DA) Condemnation Fund

There is hereby established a DA Condemnation Fund for Cherokee County with an appropriation of $30,000

Revenues for the DA Condemnation Fund shall be from the following sources:

Fine/Forfeitures	30,000
Total DA Condemnation Fund Revenues	**$30,000**

The following disbursements are authorized for the fiscal year:

Operations	30,000
Total DA Condemnation Fund Expenditures	**$30,000**

Section XIII Drug Abuse Training and Education (DATE) Fund

There is hereby established a DATE Fund for Cherokee County with an appropriation of $234,153

Revenues for the DATE Fund shall be from the following sources:

Fines and Forfeitures	212,800
Investment Income	1,000
Use/(Save) of Reserves	20,353
Total DATE Fund Revenues	**$234,153**

The following disbursements are authorized for the fiscal year:

Transfers to Other Funds	234,153
Total DATE Fund Expenditures & Transfers	**$234,153**

Section XIV Victim Assistance Fund

There is hereby established a Victim Assistance Fund for Cherokee County with an appropriation of $210,417

Revenues for the Victim Assistance Fund shall be from the following sources:

Fines and Forfeitures	210,417
Total Victim Assistance Fund Revenues	**$210,417**

The following disbursements are authorized for the fiscal year:

Operations	210,417
Total Victim Assistance Fund Expenditures	**$210,417**

Section XV DUI Court Fund

There is hereby established a DUI Court Fund for Cherokee County with an appropriation of $609,676

Revenues for the DUI Court Fund shall be from the following sources:

Intergovernmental	90,700
Fines and Forfeitures	373,804
Contributions	65,000
Transfers in from Other Funds	80,172
Total DUI Court Fund Revenues & Transfers	**$609,676**

The following disbursements are authorized for the fiscal year:

Operations	609,676
Total DUI Court Fund Expenditures	**$609,676**

Section XVI Drug Accountability Court Fund

There is hereby established a Drug Court Fund for Cherokee County with an appropriation of $606,314

Revenues for the Drug Court Fund shall be from the following sources:

Intergovernmetal	320,502
Fines and Forefeitures	153,455
Use/(Save) of Reserves	24,531
Transfer in from Other Funds	107,826
Total Drug Court Fund Revenues & Transfers	**$606,314**

The following disbursements are authorized for the fiscal year:

Operations	606,314
Total Drug Court Fund Expenditures	**$606,314**

Section XVII Treatment Accountability Court

There is hereby established a Treatment Accountability Court Fund for Cherokee County with an appropriation of $172,446

Revenues for the Mental Health Court Fund shall be from the following sources:

Intergovernmetal	145,906
Fines and Forefeitures	3,412
Transfers in from Other Funds	23,128
Total Mental Health Court Fund Revenues	**$172,446**

The following disbursements are authorized for the fiscal year:

Operations	172,446
Total Mental Health Court Fund Expenditures	**$172,446**

Section XVIII Drug Screening Lab

There is hereby established a Drug Screening Lab Fund for Cherokee County with an appropriation of $412,721

Revenues for the Drug Screen Lab Fund shall be from the following sources:

Charges for Services	412,721
Total Drug Screening Lab Fund Revenues	**$412,721**

The following disbursements are authorized for the fiscal year:

Operations	362,721
Transfers to Other Funds	50,000
Total Drug Screening Lab Fund Expenditures	**$412,721**

Section XIX Veteran's Treatment Court

There is hereby established a Veteran's Treatment Court Fund for Cherokee County with an appropriation of $138,056

Revenues for the Veteran's Treatment Court Fund shall be from the following sources:

Intergovernmetal	100,614
Fines and Forefeitures	14,000
Transfers in from Other Funds	23,442
Total Veteran's Treatment Court Fund Revenues	**$138,056**

The following disbursements are authorized for the fiscal year:

Operations	138,056
Total Veteran's Treatment Court Fund Expenditures	**$138,056**

Section XX Juvenile Drug Court

There is hereby established a Juvenile Drug Court Fund for Cherokee County with an appropriation of $183,756

Revenues for the Juvenile Drug Court Fund shall be from the following sources:

Intergovernmetal	133,171
Fines and Forefeitures	1,000
Transfers in from Other Funds	49,585
Total Veteran's Treatment Court Fund Revenues	**$183,756**

The following disbursements are authorized for the fiscal year:

Operations	183,756
Total Veteran's Treatment Court Fund Expenditures	**$183,756**

Section XXI Fire District Fund

There is hereby established a Fire District Fund for Cherokee County with an appropriation of $37,773,930

Revenues for the Fire District Fund shall be from the following sources:

Taxes	28,422,823
Intergovernmental	7,070,000
Charges for Services	72,000
Investment Income	50,000
Use/(Save) of Reserves	2,159,107
Total Fire District Fund Revenues	**$37,773,930**

The following disbursements are authorized for the fiscal year:

Fire Administration	2,891,053
Fire Marshal	857,754
Fire Fighting	31,243,629
Fire Prevention	281,977
Fire Information Technology	640,018
Fire Training	1,715,351
Transfers to Other Funds	144,148
Total Fire District Fund Expenditures	**$37,773,930**

Section XXII Jail Fund

There is hereby established a Jail Fund for Cherokee County with an appropriation of $837,783

Revenues for the Jail Fund shall be from the following sources:

Fine and Forfeitures	417,000
Investment Income	2,500
Use/(Save) of Reserves	418,283
Total Jail Fund Revenues	**$837,783**

The following disbursements are authorized for the fiscal year:

Operations	837,783
Total Jail Fund Expenditures	**$837,783**

Section XXIII Sheriff's Commissary Fund

There is hereby established a Sheriff's Commissary Fund for Cherokee County with an appropriation of $800,000

Revenues for the Sheriff's Commissary Fund shall be from the following sources:

Charges for Services	800,000
Total Sheriff's Commissary Fund Revenues	**$800,000**

The following disbursements are authorized for the fiscal year:

Operations	800,000
Total Sheriff's Commissary Fund Expenditures	**$800,000**

Section XXIV Federal Forfeiture Seized Fund

There is hereby established a Federal Forfeiture Seized Fund for Cherokee County with an appropriation of $140,000

Revenues for the Federal Forfeiture Seized Fund shall be from the following sources:

Fines and Forfeitures	140,000
Total Confiscated Asset Fund Revenues	**$140,000**

The following disbursements are authorized for the fiscal year:

Operations	140,000
Total Confiscated Asset Fund Expenditures	**$140,000**

Section XXV Hotel and Motel Tax Fund

There is hereby established a Hotel and Motel Tax Fund for Cherokee County with an appropriation of $255,000

Revenues for the Hotel and Motel Tax Fund shall be from the following sources:

Taxes	255,000
Total Hotel and Motel Tax Fund Revenues	**$255,000**

The following disbursements are authorized for the fiscal year:

Payments to Other Agencies	65,000
Transfers to Other Funds	190,000
Total Hotel and Motel Tax Fund Expenditures & Transfers	**$255,000**

Section XXVI Impact Fee Fund

There is hereby established an Impact Fee Fund for Cherokee County with an appropriation of $5,686,096

Revenues for the Impact Fee Fund shall be from the following sources:

Intergovernmental	122,447
Charges for Services	1,817,603
Investment Income	50,000
Use/(Save) of Reserves	3,696,046
Total Impact Fee Fund Revenues	**$5,686,096**

The following disbursements are authorized for the fiscal year:

Operating	175,268
Capital	410,828
Intergovernmental	100,000
Transfers to Other Funds	5,000,000
Total Impact Fee Fund Expenditures	**$5,686,096**

Section XXVII SPLOST V

There is hereby established a SPLOST V Fund for Cherokee County with an appropriation of $38,113

Revenues for the SPLOST V Fund shall be from the following sources:

Investment Income	5,000
Use/(Save) of Reserves	33,113
Total SPLOST V Fund Revenues	**$38,113**

The following disbursements are authorized for the fiscal year:

Fire and ES (Computer Systems)	26,281
Roads	11,832
Total SPLOST V Fund Expenditures	**$38,113**

Section XXVIII SPLOST 2012

There is hereby established a SPLOST 2012 Fund for Cherokee County with an appropriation of $20,535,762

Revenues for the SPLOST 2012 Fund shall be from the following sources:

Investment Income	200,000
Use/(Save) of Reserves	18,335,762
Transfers in from Other Funds	2,000,000
Total SPLOST 2012 Fund Revenues	**$20,535,762**

The following disbursements are authorized for the fiscal year:

Sheriff - Jail	100,762
Public Works	15,435,000
Parks and Recreation	5,000,000
Total SPLOST 2012 Fund Expenditures	**$20,535,762**

Section XXIX SPLOST 2018

There is hereby established a SPLOST 2018 Fund for Cherokee County with an appropriation of $59,488,827

Revenues for the SPLOST 2018 Fund shall be from the following sources:

Taxes	48,350,000
Intergovernmental	4,441,073
Investment Income	50,000
Miscellaneous Revenues	500,000
Use/(Save) of Reserves	3,147,754
Transfers in from Other Funds	3,000,000
Total SPLOST 2018 Fund Revenues	**$59,488,827**

The following disbursements are authorized for the fiscal year:

Due to Cities	13,355,000
General Admin/Facilities	691,000
Information Technology	349,000
Fire and ES (Facilities/Equipment)	7,160,000
Public Works/Roads and Bridges	14,819,558
Parks and Recreation (Site Improvements)	600,000
Marshal (Vehicles)	220,000
Sheriff (Jail Expansion)	13,513,967
Sheriff (Vehicles/Equipment/Bldgs)	4,500,000
Courts (Justice Center Expansion)	600,000
E-911 (Communications/Radio Project)	2,898,302
Transportation Infrastructure, Facilities & Equipment (CATS)	82,000
Airport	200,000
Economic Development (Land Acquisition)	500,000
Total SPLOST 2018 Fund Expenditures	**$59,488,827**

Section XXX Resource Recovery Fund

There is hereby established a Resource Recovery Fund for Cherokee County with an appropriation of $823,585

Revenues for the Resource Recovery Fund shall be from the following sources:

Rents and Royalties	142,236
Transfers in from Other Funds	681,349
Total Resource Recovery Fund Revenues & Transfers	**$823,585**

The following disbursements are authorized for the fiscal year:

Debt Service Payments	823,585
Total Resource Recovery Fund Expenditures	**$823,585**

Section XXXI Debt Service Fund

There is hereby established a Debt Service Fund for Cherokee County with an appropriation of $6,338,191

Revenues for the Debt Service Fund shall be from the following sources:

Taxes	5,942,786
Investment Income	10,000
Miscellaneous Revenues	140,000
Use/(Save) of Reserves	245,405
Total Debt Service Fund Revenues	**$6,338,191**

The following disbursements are authorized for the fiscal year:

Debt Service Payments	6,338,191
Total Debt Service Fund Expenditures	**$6,338,191**

Section XXXII Conference Center Fund

There is hereby established a Conference Center Fund for Cherokee County with an appropriation of $511,437

Revenues for the Conference Center Fund shall be from the following sources:

Charges for Services	260,000
Miscellaneous Sources	8,437
Use/(Save) of Reserves	53,000
Transfers in from Other Funds	190,000
Total Conference Center Fund Revenues & Transfers	**$511,437**

The following disbursements are authorized for the fiscal year:

Operations	511,437
Total Conference Center Fund Expenditures	**$511,437**

Section XXXIII Emergency Medical Services Fund

There is hereby established an Emergency Medical Services Fund for Cherokee County with an appropriation of $13,985,068

Revenues for the Emergency Medical Services Fund shall be from the following sources:

Charges for Services	9,000,000
Use/(Save) of Reserves	545,000
Transfers in from Other Funds	4,440,068
Total Emergency Medical Fund Services Revenues & Transfers	**$13,985,068**

The following disbursements are authorized for the fiscal year:

EMS Administration	776,812
EMS Operations	13,208,256
Total Emergency Medical Services Fund Expenditures	**$13,985,068**

Section XXXIV Insurance and Benefits Fund

There is hereby established an Insurance and Benefits Fund for Cherokee County with an appropriation of $23,158,352

Revenues for the Insurance and Benefits Fund shall be from the following sources:

Internal Service Charges	22,118,938
Miscellaneous Revenues	950,000
Use/(Save) of Reserves	89,414
Total Insurance and Benefits Fund Revenues	**$23,158,352**

The following disbursements are authorized for the fiscal year:

Operations	23,158,352
Total Insurance and Benefits Fund Expenditures	**$23,158,352**

Section XXXV Fleet Maintenance Fund

There is hereby established a Fleet Maintenance Fund for Cherokee County with an appropriation of $1,887,160

Revenues for the Fleet Maintenance Fund shall be from the following sources:

Charges for Services	1,847,360
Miscellaneous Revenue	1,800
Use/(Save) of Reserves	38,000
Total Fleet Maintenance Fund Revenues	**$1,887,160**

The following disbursements are authorized for the fiscal year:

Operations	1,887,160
Total Fleet Maintenance Fund Expenditures	**$1,887,160**

Section XXXVI TOTAL CHEROKEE COUNTY BUDGET FY 2021:

External Funding Sources	$271,278,096
Use/(Save) of Reserves	$32,881,851
Total External Funding Sources & Reserves	$304,159,947
Total Expenditures	$304,159,947
Total Transfers In	$14,037,660
Total Transfers Out	$14,037,660

A copy of the budget supporting the appropriations set forth in the above Sections shall be attested by the County Clerk and maintained as an official record in the offices of the County Manager and County Clerk.

DONE, RATIFIED AND PASSED by the Chairman and Board of Commissioners of Cherokee County, Georgia in regular session assembled this _____ day of _____, 2020.

CHEROKEE COUNTY BOARD OF COMMISSIONERS

Harry Johnston, Chairman, Board of Commissioners

ATTEST:

Christy Black, County Clerk

All Funds Reports

CHEROKEE COUNTY BOARD OF COMMISSIONERS
EXPENDITURE SUMMARY BY FUND
2021 BUDGET COMPARISON TO 2020 BUDGET

	2020 Revised Budget	2021 Proposed Budget	Change Increase/ (Decrease)	%
General	94,210,752	102,810,137	8,599,385	9.1%
Fire	33,040,377	37,629,782	4,589,405	13.9%
EMS	12,192,558	13,985,068	1,792,510	14.7%
E911	5,517,706	6,041,317	523,611	9.5%
Parks & Rec (CRPA)	5,507,997	5,613,072	105,075	1.9%
Insurance & Benefits	17,641,759	23,158,352	5,516,593	31.3%
Senior Services	1,823,020	1,612,249	(210,771)	-11.6%
Transportation	1,587,730	1,712,542	124,812	7.9%
Fleet Maint	1,855,103	1,887,160	32,057	1.7%
Total Major Operations	**173,377,002**	**194,449,679**	**21,072,677**	**12.2%**
Multiple Grant	1,742,794	1,666,021	(76,773)	-4.4%
DUI Court	621,557	609,676	(11,881)	-1.9%
Drug Court	600,655	606,314	5,659	0.9%
Treatement Accountability Court	121,059	172,446	51,387	42.4%
Drug Screening Lab	306,332	362,721	56,389	18.4%
Veteran's Court	117,544	138,056	20,512	17.5%
Juvenile Drug Court	137,923	183,756	45,833	33.2%
Jail	335,363	837,783	502,420	149.8%
Law Library	123,500	127,500	4,000	3.2%
Sheriff Forfeitures	75,000	80,000	5,000	6.7%
Victim/Witness	203,826	210,417	6,591	3.2%
DATE	148,443	0	(148,443)	-100.0%
Hotel/Motel Tax	65,000	65,000	0	0.0%
DA 9-16-19	5,000	5,000	0	0.0%
DA Confiscated Assets	30,000	30,000	0	0.0%
CDBG	2,335,021	1,215,907	(1,119,114)	-47.9%
Resource Recovery	2,703,875	823,585	(1,880,290)	-69.5%
Conference Center	513,086	511,437	(1,649)	-0.3%
SO Confiscated Assets	140,000	140,000	0	0.0%
SO Commissary	600,000	800,000	200,000	33.3%
Total Other Funds	**10,925,978**	**8,585,619**	**(2,340,359)**	**-21.4%**
TOTAL OPERATING	**184,302,980**	**203,035,298**	**18,732,318**	**10.2%**
Impact Fees	822,367	686,096	(136,271)	-16.6%
SPLOST V (2006-2012)	38,113	38,113	0	0.0%
SPLOST 2012 (2012-2018)	35,916,910	20,535,762	(15,381,148)	-42.8%
SPLOST 2018 (2018 - 2024)	60,781,908	59,488,827	(1,293,081)	-2.1%
Total Capital Projects	97,559,298	80,748,798	(16,810,500)	-17.2%
Debt Service	6,363,515	6,338,191	(25,324)	-0.4%
TOTAL CAPITAL RELATED	**103,922,813**	**87,086,989**	**(16,835,824)**	**-16.2%**
TOTAL EXPENDITURES - ALL FUNDS	**288,225,793**	**290,122,287**	**1,896,494**	**0.7%**
Transfers to Other Funds	11,665,781	14,037,660	2,371,879	20.3%
TOTAL FUND REDUCTIONS	**299,891,574**	**304,159,947**	**4,268,373**	**1.4%**

CHEROKEE COUNTY BOARD OF COMMISSIONERS
INTERFUND TRANSFERS BY FUND
2021 BUDGET COMPARISON TO 2020 BUDGET

	2020 Revised Budget	2021 Proposed Budget	Change Increase/ (Decrease)	%
General Fund Transfers				
General Fund to Senior Services	697,477	788,679	91,202	13.1%
General Fund to Parks & Recreation	1,582,635	1,767,162	184,527	11.7%
General Fund to Transportation	435,011	103,425	(331,586)	-76.2%
General Fund to Grant Fund	321,527	488,676	167,149	52.0%
General Fund to RRDA Fund	2,561,639	681,349	(1,880,290)	-73.4%
General Fund to EMS	1,750,000	4,440,068	2,690,068	153.7%
General Fund Transfers	**7,348,289**	**8,269,359**	**921,070**	**12.5%**
Parks to General Fund	**150,000**	**150,000**	**0**	**0.0%**
Fire Fund Transfers				
Fire Fund to EMS Fund	1,519,713	-	(1,519,713)	-100.0%
Fire Fund to General Fund	137,284	144,148	6,864	5.0%
Fire Fund Transfers	**1,656,997**	**144,148**	**(1,512,849)**	**-91.3%**
Hotel/Motel to Conf Center	**142,000**	**190,000**	**48,000**	**33.8%**
Drug Screening Lab to DUI Court	**65,000**	**50,000**	**(15,000)**	**-23.1%**
Impact Fee Fund to SPLOST	**2,000,000**	**5,000,000**	**3,000,000**	**150.0%**
SPLOST 2018 to SPLOST 2012	**150,000**	**-**	**(150,000)**	**-100.0%**
DATE Fund Transfers				
DATE to Drug Court	90,000	107,826	17,826	19.8%
DATE to DUI Court	-	30,172	30,172	0.0%
DATE to Treatment Acct Ct	17,608	23,128	5,520	31.3%
DATE to Veteran's Court	12,558	23,442	10,884	86.7%
DATE TO Juv Drug Court	33,329	49,585	16,256	48.8%
DATE Fund Transfers	**153,495**	**234,153**	**80,658**	**52.5%**
TOTAL INTERFUND TRANSFERS	**11,665,781**	**14,037,660**	**2,371,879**	**20.3%**

Cherokee County Board of Commissioners
Inflows Compared to Outflows - All Funds

	2018 Actual	2019 Actual	2020 Revised Budget	2021 Proposed Budget	2021 Proposed Budget v 2020 Budget B/(W)
GENERAL FUND (100)					
INFLOWS	91,330,930	98,196,082	97,745,047	107,063,730	9,318,683
EXPENDITURES	86,438,817	96,513,609	101,559,041	111,079,496	(9,520,455)
Excess Inflows over Expenditures	4,892,113	1,682,473	(3,813,994)	(4,015,766)	
Use of Reserves Budgeted/(Saved)			3,813,994	4,015,766	
LAW LIBRARY FUND (205)					
INFLOWS	121,119	117,680	123,500	127,500	(4,000)
EXPENDITURES	164,681	125,085	123,500	127,500	(4,000)
Excess Inflows over Expenditures	(43,563)	(7,405)	0	0	
SHERIFF FORFEITURES FUND (210)					
INFLOWS	13,312	130,967	75,000	80,000	(5,000)
EXPENDITURES	50,250	76,823	75,000	80,000	(5,000)
Excess Inflows over Expenditures	(36,938)	54,144	0	0	
Use of Reserves Budgeted/(Saved)					
E911 TELEPHONE FUND (215)					
INFLOWS	4,885,360	5,483,831	7,425,500	6,011,000	1,414,500
EXPENDITURES	4,510,753	5,060,195	5,517,706	6,041,317	(523,611)
Excess Inflows over Expenditures	374,607	423,636	1,907,794	(30,317)	
Use of Reserves Budgeted/(Saved)			**(1,907,794)**	30,317	
SENIOR SRVS FUND (221)					
INFLOWS	1,400,985	1,469,056	1,761,331	1,612,249	149,082
EXPENDITURES	1,281,023	1,382,104	1,823,020	1,612,249	210,771
Excess Inflows over Expenditures	119,962	86,952	(61,689)	0	
Use of Reserves Budgeted/(Saved)			61,689		
PARKS AND REC (225)					
INFLOWS	5,267,954	5,584,802	5,657,997	5,763,072	(105,075)
EXPENDITURES	5,206,322	5,494,915	5,657,997	5,763,072	(105,075)
Excess Inflows over Expenditures	61,632	89,887	0	0	
Use of Reserves Budgeted/(Saved)					
TRANSPORTATION FUND (240)					
INFLOWS	1,304,673	1,451,223	1,587,730	1,712,542	(124,812)
EXPENDITURES	1,127,641	1,287,278	1,587,730	1,712,542	(124,812)
Excess Inflows over Expenditures	177,031	163,945	0	0	
Use of Reserves Budgeted/(Saved)					
MULTIPLE GRANT FUND (250)					
INFLOWS	1,436,855	1,390,498	1,530,166	1,636,021	(105,855)
EXPENDITURES	1,439,304	1,337,860	1,742,794	1,666,021	76,773
Excess Inflows over Expenditures	(2,449)	52,638	(212,628)	(30,000)	
			212,628	30,000	
COMMUNITY DEVELOPMENT (251)					
INFLOWS	1,369,515	1,302,818	2,335,021	1,215,907	1,119,114
EXPENDITURES	1,369,515	1,302,813	2,335,021	1,215,907	1,119,114
Excess Inflows over Expenditures	0	5	0	0	
ANIMAL SERVICES FUND (252)					
INFLOWS	1,244,068	0	0	0	0
EXPENDITURES	1,189,979	406,723	0	0	0
Excess Inflows over Expenditures	54,089	(406,723)	0	0	
Use of Reserves Budgeted/(Saved)					

Cherokee County Board of Commissioners
Inflows Compared to Outflows - All Funds

	2018 Actual	2019 Actual	2020 Revised Budget	2021 Proposed Budget	2021 Proposed Budget v 2020 Budget B/(W)
DA's CONDEMNATION FUND 9-16-19 (253)					
INFLOWS	5,542	10,285	5,000	5,000	0
EXPENDITURES	0	0	5,000	5,000	0
Excess Inflows over Expenditures	5,542	10,285	0	0	
Use of Reserves Budgeted/(Saved)					
DA's CONDEMNATION FUND (254)					
INFLOWS	1,218	1,571	30,000	30,000	0
EXPENDITURES	680	5,254	30,000	30,000	0
Excess Inflows over Expenditures	538	(3,683)	0	0	0
Use of Reserves Budgeted/(Saved)					
DRUG ABUSE AND TREATMENT FUND (255)					
INFLOWS	230,472	232,117	218,800	213,800	5,000
EXPENDITURES	265,690	265,097	301,938	234,153	67,785
Excess Inflows over Expenditures	(35,218)	(32,981)	(83,138)	(20,353)	
Use of Reserves Budgeted/(Saved)			83,138	20,353	
VICTIM/WITNESS FUND (256)					
INFLOWS	227,280	226,203	203,826	210,417	(6,591)
EXPENDITURES	207,979	203,633	203,826	210,417	(6,591)
Excess Inflows over Expenditures	19,302	22,570	0	0	
Use of Reserves Budgeted/(Saved)					
DUI COURT FUND (257)					
INFLOWS	614,436	564,982	621,557	609,676	11,881
EXPENDITURES	542,285	524,111	621,557	609,676	11,881
Excess Inflows over Expenditures	72,151	40,871	0	0	
Use of Reserves Budgeted/(Saved)					
DRUG COURT FUND (258)					
INFLOWS	510,210	531,872	494,684	581,783	(87,099)
EXPENDITURES	492,351	582,743	600,655	606,314	(5,659)
Excess Inflows over Expenditures	17,859	(50,871)	(105,971)	(24,531)	
Use of Reserves Budgeted/(Saved)			105,971	24,531	
TREATMENT ACCOUNTABILITY COURT FUND (259)					
INFLOWS	78,553	129,436	121,059	172,446	(51,387)
EXPENDITURES	75,718	129,436	121,059	172,446	(51,387)
Excess Inflows over Expenditures	2,835	0	0	0	
Use of Reserves Budgeted/(Saved)					
DRUG SCREENING LAB FUND (260)					
INFLOWS	365,624	515,447	371,332	412,721	(41,389)
EXPENDITURES	390,289	379,032	371,332	412,721	(41,389)
Excess Inflows over Expenditures	(24,665)	136,414	0	0	
Use of Reserves Budgeted/(Saved)					
VETERAN'S COURT FUND (261)					
INFLOWS	83,223	112,919	117,544	138,056	(20,512)
EXPENDITURES	79,439	111,787	117,544	138,056	(20,512)
Excess Inflows over Expenditures	3,784	1,132	0	0	
Use of Reserves Budgeted/(Saved)					
JUVENILE DRUG COURT FUND (262)					
INFLOWS	0	0	137,923	183,756	(45,833)
EXPENDITURES	0	0	137,923	183,756	(45,833)
Excess Inflows over Expenditures	0	0	0	0	
Use of Reserves Budgeted/(Saved)					

Cherokee County Board of Commissioners
Inflows Compared to Outflows - All Funds

	2018 Actual	2019 Actual	2020 Revised Budget	2021 Proposed Budget	2021 Proposed Budget v 2020 Budget B/(W)
FIRE ADMINISTRATION FUND (270)					
INFLOWS	29,882,539	31,986,641	34,131,147	35,614,823	(1,483,676)
EXPENDITURES	30,530,231	31,988,024	34,697,374	37,773,930	(3,076,556)
Excess Inflows over Expenditures	(647,693)	(1,383)	(566,227)	(2,159,107)	
Use of Reserves Budgeted/(Saved)			566,227	2,159,107	
JAIL FUND (271)					
INFLOWS	465,327	480,023	403,000	419,500	(16,500)
EXPENDITURES	337,402	362,749	335,363	837,783	(502,420)
Excess Inflows over Expenditures	127,925	117,274	67,637	(418,283)	
Use of Reserves Budgeted/(Saved)			**(67,637)**	418,283	
SHERIFF'S COMMISSARY FUND (272)					
INFLOWS	713,179	771,859	600,000	800,000	(200,000)
EXPENDITURES	524,329	738,861	600,000	800,000	(200,000)
Excess Inflows over Expenditures	188,850	32,998	0	0	
CONFISCATED ASSETS FUND (273)					
INFLOWS	172,369	125,955	140,000	140,000	0
EXPENDITURES	189,022	107,476	140,000	140,000	0
Excess Inflows over Expenditures	(16,653)	18,479	0	0	
Use of Reserves Budgeted/(Saved)					
HOTEL/ MOTEL TAX FUND (275)					
INFLOWS	211,797	338,415	207,000	255,000	(48,000)
EXPENDITURES	211,797	338,415	207,000	255,000	(48,000)
Excess Inflows over Expenditures	0	0	0	0	
RESOURCE RECOVERY DEVELOPMENT (375)					
INFLOWS	1,033,253	4,855,709	2,703,875	823,585	1,880,290
EXPENDITURES	1,002,206	4,906,780	2,703,875	823,585	1,880,290
Excess Inflows over Expenditures	31,047	(51,072)	0	0	
CONFERENCE CENTER (555)					
INFLOWS	427,311	622,433	513,086	458,437	54,649
EXPENDITURES	413,616	437,895	513,086	511,437	1,649
Excess Inflows over Expenditures	13,696	184,538	0	(53,000)	
Use of Reserves Budgeted/(Saved)			0	53,000	
EMERGENCY MEDICAL SERVICES (580)					
INFLOWS	9,906,396	11,220,182	11,832,558	13,440,068	(1,607,510)
EXPENDITURES	9,800,843	12,292,248	12,192,558	13,985,068	(1,792,510)
Excess Inflows over Expenditures	105,553	(1,072,066)	(360,000)	(545,000)	
Use of Reserves Budgeted/(Saved)			360,000	545,000	
INSURANCE AND BENEFITS FUND (605)					
INFLOWS	15,751,433	18,037,344	17,206,193	23,068,938	(5,862,745)
EXPENDITURES	15,796,823	18,803,197	17,641,759	23,158,352	(5,516,593)
Excess Inflows over Expenditures	(45,390)	(765,854)	(435,566)	(89,414)	
Use of Reserves Budgeted/(Saved)			435,566	89,414	
FLEET MAINTENANCE FUND (610)					
INFLOWS	1,446,608	1,691,030	1,815,103	1,849,160	(34,057)
EXPENDITURES	1,410,417	1,817,938	1,855,103	1,887,160	(32,057)
Excess Inflows over Expenditures	36,191	(126,908)	(40,000)	(38,000)	
Use of Reserves Budgeted/(Saved)			40,000	38,000	

Cherokee County Board of Commissioners
Inflows Compared to Outflows - All Funds

	2018 Actual	2019 Actual	2020 Revised Budget	2021 Proposed Budget	2021 Proposed Budget v 2020 Budget B/(W)
TOTAL INFLOWS - OPERATING	170,501,541	187,581,376	190,114,979	204,649,187	4,103,158
TOTAL EXPENDITURES - OPERATING	165,049,403	186,982,082	193,818,761	212,072,958	(18,254,197)
Excess Inflows over Expenditures	5,452,138	599,295	(3,703,782)	(7,423,771)	
Use of Reserves Budgeted/(Saved)			3,703,782	7,423,771	
DEBT SERVICE (410)					
INFLOWS	6,346,480	6,011,835	6,165,933	6,092,786	73,147
EXPENDITURES	6,229,471	6,231,013	6,363,515	6,338,191	25,324
Excess Inflows over Expenditures	117,009	(219,178)	(197,582)	(245,405)	
Use of Reserves Budgeted/(Saved)			197,582	245,405	
IMPACT FEE FUND (295)					
INFLOWS	2,297,874	2,190,622	2,043,724	1,990,050	53,674
EXPENDITURES	1,365,792	969,875	2,822,367	5,686,096	(2,863,729)
Excess Inflows over Expenditures	932,082	1,220,747	(778,643)	(3,696,046)	
Use of Reserves Budgeted/(Saved)			778,643	3,696,046	
PARKS BOND (310)					
INFLOWS	28,189	67,879	0	0	0
EXPENDITURES	1,035,966	298,768	0	0	0
Excess Inflows over Expenditures	(1,007,777)	(230,889)	0	0	
Use of Reserves Budgeted/(Saved)			0		
SPLOST V (322) FUND					
INFLOWS	19,302	33,673	20,000	5,000	15,000
EXPENDITURES	150,000	81,532	38,113	38,113	0
Excess Inflows over Expenditures	(130,699)	(47,859)	(18,113)	(33,113)	
Use of Reserves Budgeted/(Saved)			18,113	33,113	
SPLOST 2012 (323) FUND					
INFLOWS	36,113,607	2,975,254	2,218,395	2,200,000	18,395
EXPENDITURES	24,905,096	22,691,668	35,916,910	20,535,762	15,381,148
Excess Inflows over Expenditures	11,208,511	(19,716,414)	(33,698,515)	(18,335,762)	
Use of Reserves Budgeted/(Saved)			33,698,515	18,335,762	
SPLOST 2018 (324) FUND					
INFLOWS	9,953,809	46,386,431	49,048,393	56,341,073	(7,292,680)
EXPENDITURES	3,363,489	36,679,221	60,931,908	59,488,827	1,443,081
Excess Inflows over Expenditures	6,590,320	9,707,211	(11,883,515)	(3,147,754)	
Use of Reserves Budgeted/(Saved)			11,883,515	3,147,754	
TOTAL INFLOWS - CAPITAL RELATED	54,759,260	57,665,695	59,496,445	66,628,909	(7,132,464)
TOTAL EXPENDITURES - CAPITAL RELATED	37,049,813	66,952,077	106,072,813	92,086,989	13,985,824
Excess Inflows over Expenditures	17,709,447	(9,286,382)	(46,576,368)	(25,458,080)	
Use of Reserves Budgeted/(Saved)			0	25,458,080	
TOTAL INFLOWS	225,260,800	245,247,071	249,611,424	271,278,096	(21,666,672)
TOTAL EXPENDITURES	202,099,215	253,934,158	299,891,574	304,159,947	(4,268,373)
Excess Inflows over Expenditures	23,161,585	(8,687,087)	(50,280,150)	(32,881,851)	
Use of Reserves Budgeted/(Saved)	0	0	50,280,150	32,881,851	0

2021 COUNTYWIDE BUDGET/FORECAST REPORT
AS OF 7/31/2020/ (21.5 PayPeriods - 82.69% of Year Lapsed)

	YEAR OVER YEAR INFORMATION						YOY VARIANCE (100%)	
	2018 Actual	2019 Actual	2020 Budget	2020 YTD	2020 Run	2021 Commission Budget	2020 R V 2021 B	2020 B V 2021 B
ALL FUNDING SOURCES								
TAXES								
311000 - PROPERTY TAXES - CURRENT YEAR	74,900,378	78,640,179	84,058,469	81,880,991	83,796,653	89,817,407	(6,020,754)	(5,758,938)
311120 - TIMBER	3,380	15,276	8,926	8,595	9,905	14,056	(4,151)	(5,130)
311200 - REAL PROPERTY-PRIOR YEAR	568,571	990,759	565,949	397,458	565,754	695,405	(129,651)	(129,456)
311310 - MOTOR VEHICLE	1,318,195	1,057,569	1,155,761	671,847	828,355	965,472	(137,117)	190,289
311311 - REDUCTION OF MV TAX	0	0	(416,459)	0	0	(199,225)	199,225	(217,234)
311314 - VC - TAVT 1% ADMIN FEE	256,081	237,621	250,000	131,119	193,622	250,000	(56,378)	0
311315 - TAVT	9,206,982	11,171,047	9,817,157	10,630,929	14,050,938	12,817,157	1,233,781	(3,000,000)
311316 - ALTERNATIVE AD VALOREM TAX	39,434	44,072	30,500	0	30,500	42,500	(12,000)	(12,000)
311320 - MOBILE HOME	148,458	155,342	131,328	144,068	150,620	136,104	14,516	(4,776)
311340 - INTANGIBLES (REGULAR & RECORD)	2,478,656	2,593,642	2,240,000	2,825,235	3,585,238	2,555,000	1,030,238	(315,000)
311350 - RAILROAD EQUIPMENT TAX	13,173	14,225	13,000	0	13,000	13,000	0	0
311600 - REAL ESTATE TRANSFER	870,837	884,605	695,000	657,700	843,953	740,000	103,953	(45,000)
311750 - FRANCHISE TAX-TELEVISION CABLE	2,228,053	2,242,171	2,100,000	1,196,113	2,157,113	2,100,000	57,113	0
311790 - BANK FRANCHISE TAX	389,842	374,307	370,000	467,468	467,468	425,000	42,468	(55,000)
313000 - SPLOST	38,959,919	43,574,062	43,000,000	33,916,590	44,725,657	48,350,000	(3,624,343)	(5,350,000)
314100 - HOTEL/MOTEL	211,797	338,415	207,000	152,122	206,525	255,000	(48,475)	(48,000)
314200 - BEER/WINE ALCOHOL BEV EXCISE	996,336	996,687	1,000,000	773,410	1,051,620	1,000,000	51,620	0
314250 - DISTILLED SPIRIT ALCOHOLIC BEV	106,182	127,850	105,000	76,987	111,010	120,000	(8,990)	(15,000)
316200 - INSURANCE PREMIUM TAXES	10,029,142	10,720,235	10,433,975	0	11,000,000	11,400,000	(400,000)	(966,025)
319110 - PENALITIES/INTEREST REAL PROP	26,362	35,435	31,000	43,727	49,572	37,000	12,572	(6,000)
319120 - PENALTIES/INTEREST PERSONAL PR	352,971	361,841	380,000	260,580	341,663	380,000	(38,337)	0
TOTAL TAXES	143,104,751	154,575,339	156,176,606	134,234,940	164,179,166	171,913,876	(7,734,710)	(15,737,270)

2021 COUNTYWIDE BUDGET/FORECAST REPORT
AS OF 7/31/2020/ (21.5 PayPeriods - 82.69% of Year Lapsed)

	YEAR OVER YEAR INFORMATION						YOY VARIANCE (100%)	
	2018 Actual	2019 Actual	2020 Budget	2020 YTD	2020 Run	2021 Commission Budget	2020 R V 2021 B	2020 B V 2021 B
LICENSES & PERMITS								
321110 - BEER AND WINE APPLICATION FEE	224,150	240,000	225,000	250,050	250,613	245,000	5,613	(20,000)
321111 - NEW ALCOHOL BEVERAGE FEES	31,600	28,200	25,000	19,392	23,562	27,000	(3,438)	(2,000)
321240 - MISCELLANEOUS BUSINESS LICENSE	545,326	468,572	460,000	650,800	659,824	550,000	109,824	(90,000)
321241 - NEWLY ISSUED BUSINESS LICENSE	53,660	64,990	50,000	48,610	56,940	55,000	1,940	(5,000)
321900 - OTHER FEES	27,275	41,870	25,000	24,880	31,130	30,000	1,130	(5,000)
322990 - FILM PROJECT FEES	7,000	4,500	0	1,500	1,500	0	1,500	0
323120 - BUILDING INSPECTION	2,285,044	1,769,879	1,800,000	1,539,770	1,859,627	1,800,000	59,627	0
323920 - ELECTRONIC REVIEW	61,075	58,505	45,000	50,575	58,075	50,000	8,075	(5,000)
TOTAL LICENSES & PERMITS	3,235,129	2,676,516	2,630,000	2,585,577	2,941,271	2,757,000	184,271	(127,000)

2021 COUNTYWIDE BUDGET/FORECAST REPORT
AS OF 7/31/2020/ (21.5 PayPeriods - 82.69% of Year Lapsed)

	YEAR OVER YEAR INFORMATION						YOY VARIANCE (100%)	
	2018 Actual	2019 Actual	2020 Budget	2020 YTD	2020 Run	2021 Commission Budget	2020 R V 2021 B	2020 B V 2021 B
INTERGOVT								
331100 - FEDERAL GRANTS	1,615,310	1,450,630	2,463,707	1,018,773	2,463,707	1,315,135	1,148,572	1,148,572
331111 - FEDERAL DIRECT CRIME/CORR	9,660	13,678	179,055	119,327	208,852	96,406	112,446	82,649
331112 - FEDERAL IND CRIME/CORRECT	598,525	662,836	649,850	310,549	649,850	600,117	49,733	49,733
331113 - FEDERAL DIR - PUBLIC WELFARE	290,395	423,708	860,355	283,685	860,355	685,741	174,614	174,614
331114 - FEDERAL INDIRECT-PUBLIC WEL	600,581	629,795	598,890	404,754	622,086	528,700	93,386	70,190
331115 - EQUIT SHRNG FD C&C	0	110,092	140,000	28,051	140,000	140,000	0	0
331117 - FTA FED DIR PUB WELFARE	0	0	0	0	0	0	0	0
331150 - FEDERAL GRANT INDIRECT	197,856	192,809	130,000	2,000	130,000	0	130,000	130,000
331157 - GDOT FED IND PUB WELFARE OPS	0	0	0	0	0	373,380	(373,380)	(373,380)
331222 - CARES ACT	0	0	0	88,335	88,335	0	88,335	0
331350 - FEDERAL GRANTS-INDIRECT	83,258	98,798	418,395	354,663	418,395	0	418,395	418,395
333100 - PMT IN LIEU OF TAXES - FED GOV	47,728	48,784	46,000	49,838	49,838	48,000	1,838	(2,000)
334100 - STATE GRANTS-OPERATING	21,170	97,138	45,000	0	45,000	150,000	(105,000)	(105,000)
334116 - EQUIT SHRNG SD C&C	0	77,288	75,000	92,319	92,319	80,000	12,319	(5,000)
334151 - STATE GRANT OPERATING	592,090	632,113	708,545	406,756	708,547	694,487	14,060	14,058
334152 - STATE DIRECT PUBLIC WELFARE	0	19,018	82,484	37,700	82,483	0	82,483	82,484
334153 - STATE INDIRECT PUBLIC WELFARE	313,732	314,786	270,389	179,801	270,389	270,400	(11)	(11)
334210 - STATE GRANTS-DIRECT	1,500	1,500	0	1,500	1,500	0	1,500	0
334310 - STATE GRANTS-DIRECT	2,248,227	3,050,316	3,649,688	2,499,688	3,649,688	2,185,073	1,464,615	1,464,615
335200 - FOREST LAND PROTECTION GRANT	5,940	15,182	5,000	13,927	13,927	7,000	6,927	(2,000)
336211 - CITY OF WALESKA	0	0	0	150,000	150,000	0	150,000	0
336212 - CITY OF HOLLY SPRINGS	6,880	63,604	0	144,808	144,808	0	144,808	0
336213 - CITY OF WOODSTOCK	18,157	12,781	0	466,741	466,741	0	466,741	0
336215 - CITY OF CANTON	0	10,326	0	402,725	402,725	0	402,725	0
336217 - CITY OF NELSON	0	0	0	17,962	17,962	0	17,962	0
336300 - RANGE REVENUE	45,841	41,296	30,000	39,295	44,295	50,000	(5,705)	(20,000)
337000 - LOCAL GOV SHARED REV - CANTON	3,839,993	4,212,396	4,333,215	4,446,184	4,527,508	4,622,447	(94,939)	(289,232)
337010 - LOCAL GOV SHARED REV - HS	1,502,517	1,690,592	1,792,027	1,957,356	1,957,357	2,100,000	(142,643)	(307,973)
337011 - LOCAL GOV SHARED REV HS EQUIP	0	0	55,299	0	55,299	0	55,299	55,299
337020 - LOCAL GOV SHARED REV - BG	260,961	296,731	299,160	314,156	314,902	340,000	(25,098)	(40,840)
337030 - LOCAL GOV SHARED REV - NELSON	88,124	91,858	90,100	96,786	96,786	95,000	1,786	(4,900)
337040 - LOCAL GOV SHARED REV - WALESKA	0	0	0	0	0	35,000	(35,000)	(35,000)
337050 - LOCAL GOV SHARED REV - TC	0	52,676	0	0	0	0	0	0
339000 - STATE INTERGOVERNMENTAL	0	10,599	1,398,705	263,200	1,398,705	2,256,000	(857,295)	(857,295)

2021 COUNTYWIDE BUDGET/FORECAST REPORT
AS OF 7/31/2020/ (21.5 PayPeriods - 82.69% of Year Lapsed)

	YEAR OVER YEAR INFORMATION						YOY VARIANCE (100%)	
	2018 Actual	2019 Actual	2020 Budget	2020 YTD	2020 Run	2021 Commission Budget	2020 R V 2021 B	2020 B V 2021 B
TOTAL INTERGOVT	12,388,444	14,321,330	18,320,864	14,190,880	20,072,359	16,672,886	3,399,473	1,647,978

2021 COUNTYWIDE BUDGET/FORECAST REPORT
AS OF 7/31/2020/ (21.5 PayPeriods - 82.69% of Year Lapsed)

	YEAR OVER YEAR INFORMATION						YOY VARIANCE (100%)	
	2018 Actual	2019 Actual	2020 Budget	2020 YTD	2020 Run	2021 Commission Budget	2020 R V 2021 B	2020 B V 2021 B
CHARGES FOR SVCS								
341120 - PROBATION FEE	7,658	12,689	5,000	10,889	11,719	7,500	4,219	(2,500)
341130 - DRUG TESTING FEE	365,624	515,447	371,332	291,361	355,249	412,721	(57,472)	(41,389)
341200 - TITLE SERVICE CHARGE	5,436	5,765	7,000	9,758	10,928	10,000	928	(3,000)
341320 - IMPACT FEES	1,941,484	1,611,678	1,586,758	1,735,743	1,989,490	1,817,603	171,887	(230,845)
341392 - OTHER-SOIL EROSION PLAN REVIEW	830	590	500	460	540	500	40	0
341394 - CERTIFICATE OF OCCUPANCY FEE	60,777	55,810	55,000	43,100	52,270	55,000	(2,730)	0
341396 - NPDES FEES	15,733	19,772	20,000	15,430	18,760	20,000	(1,240)	0
341400 - PRINTING AND DUPLICATION SERVI	79,357	87,235	85,000	57,020	78,273	90,500	(12,227)	(5,500)
341500 - SALES TAX VENDOR COMPENSATION	1,679	1,862	1,000	1,588	1,841	1,500	341	(500)
341751 - INTERNAL SVC CHRG- MEDICAL-ANT	13,923,458	15,473,876	14,742,838	11,648,159	14,199,807	20,534,962	(6,335,155)	(5,792,124)
341752 - INTERNAL SVC CHRG - LIFE INS	221,305	308,498	319,367	277,238	332,511	352,296	(19,785)	(32,929)
341753 - INTERNAL SVC CHRG - DENTAL	838,704	871,989	899,821	752,002	907,739	981,264	(73,525)	(81,443)
341754 - INTERNAL SVC CHRG- LT DISABILI	159,869	176,230	187,799	156,977	189,482	196,716	(7,234)	(8,917)
341755 - INTERNAL SVC CHRG- ST DISABILI	65,593	38,428	42,770	33,406	40,536	40,752	(216)	2,018
341758 - INTERNAL SVC CHRG - FLEET	1,441,846	1,683,680	1,815,103	1,247,413	1,815,103	1,847,360	(32,257)	(32,257)
341760 - INTERNAL SERVICE CHRG- EAP	6,761	12,280	13,298	10,631	12,849	12,948	(99)	350
341761 - INTERNAL SVC CHRG- MEDICAL-NHN	0	0	0	1,618,269	2,102,019	0	2,102,019	0
341780 - INTERNAL SVC CHRG - CUSTODIAL	452,448	520,992	551,014	459,031	550,572	589,585	(39,013)	(38,571)
341910 - ELECTION QUALIFYING FEE	11,277	14,545	0	23,258	23,258	0	23,258	0
341920 - ADVERTISING FEE	3,000	5,282	0	5,775	5,775	9,000	(3,225)	(9,000)
341930 - SALES OF MAPS AND PUBLICATIONS	8,550	9,500	7,000	6,980	8,150	7,000	1,150	0
341940 - COMMISSIONS ON TAX COLLECTIONS	4,085,173	4,246,210	4,200,000	4,224,489	4,537,922	4,700,000	(162,078)	(500,000)
341945 - TAVT COMMISSIONS	355,934	400,779	330,000	276,150	358,650	350,000	8,650	(20,000)
341950 - OTHER-VEHICLE EMMISSION FEE	173,984	107,019	120,000	79,313	109,313	120,000	(10,687)	0
341951 - OTHER REVENUE	14,267	15,300	15,000	9,675	13,005	15,000	(1,995)	0
342140 - PROBATION FEES	0	62,320	600,000	370,089	470,089	500,000	(29,911)	100,000
342214 - SPECIAL SERVICES	1,600	7,100	0	3,600	3,600	7,000	(3,400)	(7,000)
342250 - FIRE INSPECTION FEE	70,928	64,969	65,000	73,279	84,109	65,000	19,109	0
342330 - PRISONER HOUSING FEE	5,130	0	0	36,845	36,845	50,000	(13,155)	(50,000)
342500 - E-911 CHARGES	1,141,183	274,985	0	0	0	0	0	0
342510 - E911 PREPAID CELLULAR	2,281,287	1,544,687	0	658,307	990,307	1,000,000	(9,693)	(1,000,000)
342520 - E911 PHONE CARD CHARGES	465,598	0	400,000	0	0	0	0	400,000
342530 - NON-PREPAID E-911 CHARGES	0	3,369,486	7,000,000	3,074,048	5,012,242	5,000,000	12,242	2,000,000

2021 COUNTYWIDE BUDGET/FORECAST REPORT
AS OF 7/31/2020/ (21.5 PayPeriods - 82.69% of Year Lapsed)

	YEAR OVER YEAR INFORMATION						YOY VARIANCE (100%)	
	2018 Actual	2019 Actual	2020 Budget	2020 YTD	2020 Run	2021 Commission Budget	2020 R V 2021 B	2020 B V 2021 B
342550 - E911 FEES - RESERVE ACCOUNTS	973,408	252,965	0	0	0	0	0	0
342560 - FIRE WORKS TAX	1,985	0	0	0	0	0	0	0
342600 - AMBULANCE FEES	9,826,267	10,689,119	10,022,724	6,977,996	8,848,450	10,685,000	(1,836,550)	(662,276)
342601 - EMS MEDICARE ADJUSTMENTS	(2,322,854)	(2,865,881)	(1,836,000)	(1,575,580)	(1,881,580)	(2,000,000)	118,420	164,000
342610 - MISC AMBULANCE FEES	0	5,300	0	0	0	0	0	0
342620 - AMBULANCE FEES-COLLECTION AGEN	211,280	557,667	200,000	282,669	315,999	300,000	15,999	(100,000)
344110 - REFUSE COLLECTION CHARGES	117,986	58,356	50,000	51,169	59,499	50,000	9,499	0
344150 - LANDFILL TIPPING FEES	1,305,400	1,446,556	1,350,000	365,475	924,740	1,350,000	(425,260)	0
344151 - LANDFILL HOST FEES	1,193,266	1,720,118	2,500,000	820,574	2,074,642	2,500,000	(425,358)	0
345510 - PASSENGER FARES	47,173	46,710	60,000	29,664	39,664	48,000	(8,336)	12,000
345511 - POS OTHER	9,589	7,466	10,000	4,562	7,065	7,700	(635)	2,300
345512 - POS DRUG COURT	1,377	1,400	0	936	936	1,300	(364)	(1,300)
345513 - POS DHS FEDERAL	261,433	172,342	300,000	78,527	203,527	275,250	(71,723)	24,750
345514 - POS SENIOR CENTER	18,930	20,124	17,991	11,962	14,963	21,235	(6,272)	(3,244)
345515 - POS TRAIN	76,649	84,329	77,550	48,079	67,462	78,200	(10,738)	(650)
345523 - POS DHS STATE	0	106,744	105,000	54,718	89,718	109,311	(19,593)	(4,311)
346101 - ANIMAL SHELTER-ADOPTION FEE	95,400	71,674	92,000	48,128	63,458	75,000	(11,542)	17,000
346102 - ANIMAL SHELTER-RECLAIM FEE	16,500	21,448	22,000	11,980	15,650	20,000	(4,350)	2,000
346103 - ANIMAL SHELTER-EUTHANASIA FEE	3,890	3,640	5,000	2,800	3,630	5,000	(1,370)	0
346104 - ANIMAL SHELTER-RABIES VAC FEE	5,580	5,782	7,000	3,865	5,035	5,500	(465)	1,500
346105 - ANIMAL SHELTER-MICROCHIP FEE	2,385	870	2,000	160	490	1,000	(510)	1,000
346107 - ANIMAL SHELTER-SURRENDER FEE	18,679	21,982	19,000	12,030	15,200	20,000	(4,800)	(1,000)
346109 - QUARANTINE FEES	3,840	5,990	5,000	4,440	5,270	6,000	(730)	(1,000)
346112 - SPECIAL PROJECTS ANIMAL SHELTE	11,323	60,687	30,000	45,245	50,245	40,000	10,245	(10,000)
346900 - OPEN RECORDS REQUEST FEES	2,558	12,872	2,500	2,793	3,212	3,000	212	(500)
347200 - ACTIVITY FEES	483,016	515,725	459,207	274,863	354,235	522,270	(168,035)	(63,063)
347210 - LANE RENTAL FEES	157,111	179,010	220,000	123,063	159,728	200,000	(40,272)	20,000
347300 - EVENT ADMISSION FEES	305,456	310,868	350,000	91,219	153,534	330,000	(176,466)	20,000
347400 - SPECIAL EVENTS	45,384	26,411	24,105	21,420	22,775	24,650	(1,875)	(545)
347500 - PROGRAM FEES	514,763	599,513	607,600	240,364	324,958	645,000	(320,042)	(37,400)
347600 - SPECIAL POPULATIONS	73,444	42,595	90,785	35,669	55,924	43,000	12,924	47,785
347800 - TOURNAMENTS	0	0	10,000	(613)	(613)	0	(613)	10,000
347810 - ADULT ATHLETICS	111,220	130,517	120,100	55,461	83,556	132,900	(49,344)	(12,800)
347811 - YOUTH ATHLETICS	865,467	831,050	866,125	779,560	820,564	904,925	(84,361)	(38,800)

2021 COUNTYWIDE BUDGET/FORECAST REPORT
AS OF 7/31/2020/ (21.5 PayPeriods - 82.69% of Year Lapsed)

	YEAR OVER YEAR INFORMATION						YOY VARIANCE (100%)	
	2018 Actual	2019 Actual	2020 Budget	2020 YTD	2020 Run	2021 Commission Budget	2020 R V 2021 B	2020 B V 2021 B
347812 - PARKS BRICKS	0	0	14,250	0	1,600	4,500	(2,900)	9,750
347910 - CONCESSION REVENUES	84,466	58,776	73,610	31,988	42,198	62,000	(19,802)	11,610
347920 - HUNTING LEASE REVENUE	5,817	4,482	4,500	0	1,500	0	1,500	4,500
347930 - CONFERENCE CENTER RENTAL	288,272	274,815	280,000	176,847	223,517	250,000	(26,483)	30,000
349300 - CK FEE	3,036	2,779	3,500	1,780	2,360	3,000	(640)	500
349900 - OTHER FEES COLLECTED	736,173	782,856	620,750	447,553	607,504	811,200	(203,696)	(190,450)
TOTAL CHARGES FOR SVCS	43,762,137	47,786,661	50,226,897	36,771,649	48,103,568	56,329,148	(8,225,580)	(6,102,251)
FINES & FORFEITURES								
351110 - FINES/ FORFEITURES-SUPERIOR CT	1,748,526	1,609,510	1,446,000	1,428,369	1,856,708	1,539,000	317,708	(93,000)
351114 - FINES - ACCOUNTABILITY COURTS	0	0	1,000	0	1,000	1,000	0	0
351115 - DRUG COURT	163,114	180,239	182,545	192,959	233,852	213,455	20,397	(30,910)
351116 - DUI COURT	304,063	255,303	336,927	158,686	218,840	313,804	(94,964)	23,123
351117 - TREATMENT ACCOUNTABILITY CT	3,144	3,954	3,140	1,891	2,616	3,412	(796)	(272)
351118 - VETERANS COURT	4,355	16,215	7,448	15,343	16,581	14,000	2,581	(6,552)
351120 - FINES/ FORFEITURES-STATE CT	2,353,695	2,120,568	2,125,826	1,168,091	1,521,929	2,031,344	(509,415)	94,482
351121 - PRE-TRIAL DIVERSION PROG FEE	64,825	59,070	73,000	47,670	62,670	73,000	(10,330)	0
351122 - FORCLOSURE FEE	1,025	500	0	0	0	0	0	0
351123 - FINES/FORFEI-PRIOR JAIL BOND	356,372	(3,940)	0	0	0	0	0	0
351130 - FINES/ FORFEITURES-MAGISTRATE	586,203	555,015	520,000	317,962	407,054	534,500	(127,446)	(14,500)
351140 - FINES/FORFEITURES JUVENILE	2,041	2,037	2,000	748	1,245	2,000	(755)	0
351150 - FINES/ FORFEITURES-PROBATE CT	467,650	468,478	431,000	347,756	456,003	446,500	9,503	(15,500)
351160 - FINES/ FORFEITURES-JUVENILE CT	88,821	84,750	101,500	38,113	45,110	92,000	(46,890)	9,500
351165 - FINES/FORFEITURES - SHERIFF	13,312	0	0	0	0	0	0	0
351171 - CITY OF CANTON COURT FINES	98,715	99,196	93,000	57,691	88,023	93,000	(4,977)	0
351172 - HOLLY SPRINGS COURT FINES	67,207	99,936	65,000	74,990	92,069	84,000	8,069	(19,000)
351173 - WOODSTOCK COURT FINES	202,539	195,951	154,500	74,283	136,583	166,073	(29,490)	(11,573)
351174 - BALL GROUND COURT FINES	11,738	12,360	8,300	6,126	8,473	8,300	173	0
351340 - OTHER CONFISCATIONS/ESCHEATS	1,039	4,607	8,000	5,340	13,340	8,000	5,340	0
351400 - ADDITIONAL PENALTY ASSESSMENTS	272,260	306,754	285,000	209,193	302,664	310,000	(7,336)	(25,000)
351401 - RESTITUTION CHARGES	16,489	50,837	0	1,756	1,756	0	1,756	0
TOTAL FINES & FORFEITURES	6,827,132	6,121,341	5,844,186	4,146,967	5,466,516	5,933,388	(466,872)	(89,202)

2021 COUNTYWIDE BUDGET/FORECAST REPORT
AS OF 7/31/2020/ (21.5 PayPeriods - 82.69% of Year Lapsed)

	YEAR OVER YEAR INFORMATION						YOY VARIANCE (100%)	
	2018 Actual	2019 Actual	2020 Budget	2020 YTD	2020 Run	2021 Commission Budget	2020 R V 2021 B	2020 B V 2021 B
INVSMT REVENUE								
361000 - INTEREST REVENUES	1,036,244	1,938,332	1,395,446	1,001,059	1,030,723	380,500	650,223	1,014,946
361100 - SPLOST FUND INTEREST	919,562	1,495,325	670,000	566,416	582,615	255,000	327,615	415,000
TOTAL INVSMT REVENUE	1,955,806	3,433,658	2,065,446	1,567,475	1,613,338	635,500	977,838	1,429,946
MISC REVENUE								
380000 - MISCELLANEOUS REVENUE	107,015	301,254	19,630	201,003	29,413	25,672	3,741	(6,042)
381000 - RENTS AND ROYALTIES	290,729	327,876	311,236	249,354	299,418	311,551	(12,133)	(315)
381001 - RENTS - TAX COMMISSIONER	28,170	28,170	28,170	23,475	28,170	28,170	0	0
382500 - CAPITAL CONTRIBUTIONS	0	18,600	0	0	0	0	0	0
383010 - MISCELLANEOUS REIMBURSEMENTS	905,366	1,638,968	1,275,339	1,346,849	1,922,814	1,721,245	201,569	(445,906)
383011 - MISCELLANEOUS - COBRA PAYMENTS	314,449	273,015	300,000	218,271	268,271	250,000	18,271	50,000
383040 - INDIGENT DEFENSE REIMBUSEMENT	293,534	322,805	300,000	258,659	333,659	245,000	88,659	55,000
383050 - MISCELLANEOUS- FORFEITURES	0	16,163	5,000	8,175	8,175	5,000	3,175	0
385000 - COAST TO COAST PROGRAM	3,179	529	300	115	415	0	415	300
TOTAL MISC REVENUE	1,942,442	2,927,380	2,239,675	2,305,902	2,890,335	2,586,638	303,697	(346,963)
CONTRIBUTIONS								
371000 - CONTRIBUTIONS AND DONATIONS	403,862	306,336	194,000	64,314	113,484	372,000	(258,516)	(178,000)
371007 - SENIOR CENTER SP PROJ CONTR	0	0	0	2,421	2,421	0	2,421	0
TOTAL CONTRIBUTIONS	403,862	306,336	194,000	66,735	115,905	372,000	(256,095)	(178,000)
SALE OF ASSETS								
392100 - SALE OF ASSETS	103,951	42,056	19,150	360,341	360,341	0	360,341	19,150
TOTAL SALE OF ASSETS	103,951	42,056	19,150	360,341	360,341	0	360,341	19,150
BOND/DEBT PROCEEDS								
393500 - PROCEEDS FROM CAPITAL LEASES	1,065,953	611,701	92,017	108,932	108,932	40,000	68,932	52,017
393600 - INSURANCE RECOVERY	489,393	211,864	53,916	167,574	167,574	0	167,574	53,916
TOTAL BOND/DEBT PROCEEDS	1,555,346	823,564	145,933	276,506	276,506	40,000	236,506	105,933
USE OF RESERVES								
389000 - USE OF RESERVES	0	0	50,363,036	0	0	32,881,851	0	0
TOTAL USE OF RESERVES	0	0	50,363,036	0	0	32,881,851	0	0

2021 COUNTYWIDE BUDGET/FORECAST REPORT
AS OF 7/31/2020/ (21.5 PayPeriods - 82.69% of Year Lapsed)

	YEAR OVER YEAR INFORMATION						YOY VARIANCE (100%)	
	2018 Actual	2019 Actual	2020 Budget	2020 YTD	2020 Run	2021 Commission Budget	2020 R V 2021 B	2020 B V 2021 B
TRANSFERS FROM/TO								
391100 - TRANSFER IN FROM GENERAL FUND	5,340,406	8,956,639	6,930,065	6,095,523	6,930,065	7,077,419	(147,354)	(147,354)
391101 - TRANSFER/GEN FUND-GRANT MATCH	177,800	237,224	418,224	141,026	418,224	510,591	(92,367)	(92,367)
391150 - TRANS FROM UCS FUND	0	0	0	0	0	681,349	(681,349)	(681,349)
391211 - TRANSFER IN FROM IMPACT FEES	0	0	2,000,000	0	2,000,000	3,000,000	(1,000,000)	(1,000,000)
391225 - TRANSFER IN FROM CRPA	100,000	150,000	150,000	125,000	150,000	150,000	0	0
391227 - TRANSFER/DATE FUND-GRANT MATCH	15,484	35,527	0	0	0	53,059	(53,059)	(53,059)
391252 - TRANSFER IN FROM ANIMAL SVCS	0	406,723	0	0	0	0	0	0
391254 - TRANSFER FROM DA CONFISCATION	0	0	0	892	892	0	892	0
391255 - TRANSFER IN FROM DATE FUND	115,470	85,469	153,495	59,236	153,495	181,094	(27,599)	(27,599)
391260 - TRANS FROM DRUG SCREENING LAB	88,020	80,000	65,000	54,167	65,000	50,000	15,000	15,000
391270 - TRANSFER IN FROM FIRE FUND	2,713,989	1,084,342	1,656,997	1,380,831	1,656,997	144,148	1,512,849	1,512,849
391273 - TRANS IN FROM CONF ASSETS	0	53,678	0	0	0	0	0	0
391275 - TRANSFER IN FROM HOTEL/MOTEL	111,797	273,415	142,000	146,921	146,921	190,000	(43,079)	(48,000)
391295 - TRANSFER IN FROM IMPACT FEES	1,236,098	869,875	0	0	0	2,000,000	(2,000,000)	(2,000,000)
391323 - TRANSFER FROM SPLOST 2012	82,736	0	0	0	0	0	0	0
391324 - TRANSFER FROM SPLOST 2018	0	0	150,000	150,000	150,000	0	150,000	150,000
TOTAL TRANSFERS FROM/TO	9,981,801	12,232,892	11,665,781	8,153,596	11,671,594	14,037,660	(2,366,066)	(2,371,879)
TOTAL ALL FUNDING SOURCES	225,260,800	245,247,071	299,891,574	204,660,569	257,690,899	304,159,947	(46,469,048)	(4,268,373)

2021 COUNTYWIDE BUDGET/FORECAST REPORT
AS OF 7/31/2020/ (21.5 PayPeriods - 82.69% of Year Lapsed)

	YEAR OVER YEAR INFORMATION						YOY VARIANCE (100%)	
	2018 Actual	2019 Actual	2020 Budget	2020 YTD	2020 Run	2021 Commission Budget	2020 R V 2021 B	2020 B V 2021 B
EXPENDITURES								
DEPARTMENT MANAGED COSTS								

2021 COUNTYWIDE BUDGET/FORECAST REPORT
AS OF 7/31/2020/ (21.5 PayPeriods - 82.69% of Year Lapsed)

	YEAR OVER YEAR INFORMATION						YOY VARIANCE (100%)	
	2018 Actual	2019 Actual	2020 Budget	2020 YTD	2020 Run	2021 Commission Budget	2020 R V 2021 B	2020 B V 2021 B
PERSONNEL (ALL 51S EXCEPT WC)								
511100 - REGULAR EMPLOYEES	64,944,126	71,146,836	78,482,608	62,674,356	75,792,244	84,521,531	(8,729,287)	(6,038,923)
511101 - SALARIES/ SALARY SUPPLEMENTS	289,933	227,183	194,305	145,778	176,290	196,376	(20,086)	(2,071)
511102 - SALARIES/ COURT SERVICE	41,316	35,690	32,906	15,370	18,587	35,111	(16,524)	(2,205)
511103 - WORKED HOLIDAY	853,667	917,921	932,908	897,851	1,085,773	1,109,617	(23,844)	(176,709)
511104 - SALARY CONTINGENCY	0	0	19,832	0	0	474,954	(474,954)	(455,122)
511108 - SUPERVISOR'S SALARY	54,972	0	0	67,103	81,148	83,661	(2,513)	(83,661)
511109 - DISPATCHER'S SALARY	35,552	0	0	24,912	30,127	30,567	(440)	(30,567)
511110 - UNIFORM ALLOWANCE	51,795	48,950	53,880	41,355	50,011	54,660	(4,649)	(780)
511113 - POLL WORKER	132,366	164,213	220,000	147,771	178,699	180,000	(1,301)	40,000
511114 - ADMIN SALARIES	54,333	1,802	0	0	0	23,525	(23,525)	(23,525)
511115 - PERFECT ATTENDANCE	319,247	348,119	117,595	378,682	378,682	130,836	247,846	(13,241)
511116 - SHORT TERM DISABILITY PAY	18,267	58,011	0	18,252	22,072	566	21,506	(566)
511117 - SPECIAL EVENTS	3,311	9,778	0	4,455	5,387	0	5,387	0
511118 - OFFICE MANAGER	0	806	0	31,212	37,745	37,428	317	(37,428)
511119 - MOBILITY MGR/OPS COORD	0	787	0	28,884	34,929	36,516	(1,587)	(36,516)
511121 - PAID LEAVE	0	0	0	217,734	263,306	0	263,306	0
511200 - PART TIME/TEMP EMPLOYEES	2,204,599	2,170,734	2,723,698	1,490,211	1,802,116	2,661,279	(859,163)	62,419
511300 - OVERTIME	3,347,418	3,270,575	3,324,920	2,662,902	3,220,253	3,686,410	(466,157)	(361,490)
TOTAL COMPENSATION	72,350,902	78,401,406	86,102,652	68,846,827	83,177,369	93,263,037	(10,085,668)	(7,160,385)
512101 - GROUP INSURANCE - HEALTH	23,687,578	27,855,173	25,744,360	25,482,419	30,815,948	36,011,881	(5,195,933)	(10,267,521)
512102 - GROUP INSURANCE - LIFE	306,415	391,526	408,717	354,310	428,468	448,187	(19,719)	(39,470)
512103 - GROUP INSURANCE - DENTAL	1,078,443	1,163,571	1,181,370	923,900	1,117,274	1,305,056	(187,782)	(123,686)
512104 - GROUP INSURANCE-LONG TERM DIS	318,736	353,213	376,004	316,579	382,839	402,774	(19,935)	(26,770)
512105 - GROUP INSURANCE-SHORT TERM DIS	113,171	76,833	85,819	66,943	80,955	84,109	(3,154)	1,710
512106 - EMPLOYEE ASSISTANCE PROGRAM	14,598	24,657	26,637	21,327	25,791	26,772	(981)	(135)
512402 - RETIREMENT CONTRIBUTION/401A	41,048	37,993	6,500	30,777	37,219	0	37,219	6,500
512403 - DEFINED BENEFIT PLAN	8,310,399	10,873,414	12,231,790	9,810,722	11,864,129	14,261,243	(2,397,114)	(2,029,453)
512405 - JUDGES RETIREMENT SYS (JRS)MAT	28,065	26,439	29,000	24,517	29,648	34,239	(4,591)	(5,239)
TOTAL BENEFITS	33,898,453	40,802,819	40,090,197	37,031,493	44,782,270	52,574,261	(7,791,991)	(12,484,064)
512200 - SOCIAL SECURITY (FICA) CONT	4,192,862	4,537,852	5,293,726	3,993,631	4,829,507	5,751,644	(922,137)	(457,918)
512300 - MEDICARE	982,360	1,064,127	1,239,426	938,185	1,134,549	1,343,817	(209,268)	(104,391)
TOTAL PAYROLL TAXES	5,175,221	5,601,979	6,533,152	4,931,816	5,964,056	7,095,461	(1,131,405)	(562,309)
512600 - UNEMPLOYMENT INSURANCE	27,116	0	0	8,949	10,822	0	10,822	0
512900 - OTHER EMPLOYEE BENEFITS	17,491	7,620	3,300	2,553	3,087	3,300	(213)	0
512910 - AFFORDABLE CARE ACT CHARGES	5,033	5,319	5,700	5,739	6,940	6,000	940	(300)
TOTAL OTHER PERSONEL RELATED COSTS	49,641	12,939	9,000	17,241	20,849	9,300	11,549	(300)
TOTAL PERSONNEL (ALL 51S EXCEPT WC)	111,474,218	124,819,142	132,735,001	110,827,377	133,944,545	152,942,059	(18,997,514)	(20,207,058)

2021 COUNTYWIDE BUDGET/FORECAST REPORT
AS OF 7/31/2020/ (21.5 PayPeriods - 82.69% of Year Lapsed)

	YEAR OVER YEAR INFORMATION						YOY VARIANCE (100%)	
	2018 Actual	2019 Actual	2020 Budget	2020 YTD	2020 Run	2021 Commission Budget	2020 R V 2021 B	2020 B V 2021 B
OPERATING COSTS (52S AND 53S)								
521100 - OFFICIAL/ADMINISTRATIVE	0	378	0	0	0	0	0	0
521101 - OFFICIAL/ADMINISTRATIVE/JURY	175,000	220,000	175,000	140,000	186,667	175,000	11,667	0
521102 - ADMINISTRATIVE/ WITNESS FEES	6,335	16,944	10,000	2,777	3,702	10,000	(6,298)	0
521120 - STATE SUPPLEMENTS	0	141,376	211,369	165,039	220,052	200,645	19,407	10,724
521200 - PROFESSIONAL SERVICES	4,149,994	4,366,985	4,478,976	3,424,674	4,566,232	5,105,595	(539,363)	(626,619)
521201 - PROF SVCS/BROKERS & REPORTERS	225,032	238,751	251,400	194,162	258,883	262,400	(3,517)	(11,000)
521202 - PROF SVCS/CAPITATION	0	75,804	0	19,269	25,692	0	25,692	0
521203 - PROFESSIONAL/COURT INTERPRETER	107,434	108,400	110,600	50,469	67,292	122,980	(55,688)	(12,380)
521204 - COURT APPOINTED ATTORNEY	1,744,850	1,889,937	1,904,041	1,662,695	2,216,927	2,129,041	87,886	(225,000)
521206 - PROF SVCS JUDICIAL ASSISTANCE	1,756	6,560	0	0	0	0	0	0
521209 - PROF SVCS OTHER CONTRACT SVCS	264	16,007	18,000	0	0	18,000	(18,000)	0
521213 - INDIGENT BURIAL	6,000	7,000	10,000	10,000	13,333	12,000	1,333	(2,000)
521214 - PROF SVCS - LEGAL	560,902	544,027	422,000	315,448	420,597	480,000	(59,403)	(58,000)
521215 - ATTORNEY FOR THE DAY	209,985	201,231	220,000	144,014	192,019	226,000	(33,981)	(6,000)
521216 - PROF SVC/GUARDIAN AD LITEM	251,259	262,530	260,000	204,044	272,058	280,000	(7,942)	(20,000)
521221 - SO IMPOUND YARD - WRECKER FEES	1,758	2,482	1,525	2,278	3,037	1,525	1,512	0
521222 - FORENSIC LAB TESTING	0	0	13,000	1,495	1,993	20,000	(18,007)	(7,000)
521225 - PROF SVCS/TRANSPORTATION	12,436	78,296	82,300	63,968	85,291	85,655	(364)	(3,355)
521230 - PROF SVCS/TREE REMOVAL	62,975	43,064	24,800	44,591	59,455	37,100	22,355	(12,300)
521250 - PROF SVCS/CURB-GUTTER;CONCRETE	108,517	93,139	2,100	85,272	113,696	2,100	111,596	0
521260 - PROFESSIONAL SERVICE-MEDICAL	2,716,224	3,066,837	2,992,548	2,253,401	3,004,535	2,912,158	92,377	80,390
521261 - PROF SVCS - MED NON MANAGED	0	0	1,031,664	759,825	1,013,099	0	1,013,099	1,031,664
521280 - CATERING SERVICES	28,984	38,680	30,000	27,524	36,698	40,000	(3,302)	(10,000)
521281 - LINEN SERVICE	16,902	16,465	17,000	16,090	21,454	15,000	6,454	2,000
521282 - EVENT LABOR	56,523	96,415	123,000	72,453	96,604	115,000	(18,396)	8,000
521300 - TECHNICAL	173,798	191,496	346,804	186,451	248,601	340,237	(91,636)	6,567
521310 - PARKS BRICKS	0	6,277	14,250	3,055	4,073	4,500	(427)	9,750
522100 - CLEANING SERVICES	9,162	4,255	10,000	4,681	6,241	10,000	(3,759)	0
522115 - DISPOSAL-ROAD DEBRIS	3,615	3,081	38,188	260	346	38,188	(37,842)	0
522116 - DISPOSAL-ENVIRONMENTAL	10,183	8,234	20,800	8,828	11,771	10,600	1,171	10,200
522118 - DISPOSAL-SHREDDING	2,385	2,861	4,800	2,307	3,076	2,900	176	1,900
522119 - DISPOSAL - GLASS	12,025	14,624	15,000	13,325	17,767	15,000	2,767	0
522121 - DISPOSAL - RECYCLING PICK UP	0	0	36,000	0	0	42,000	(42,000)	(6,000)
522145 - LANDSCAPE MAINTENANCE	2,550	2,392	5,000	0	0	5,000	(5,000)	0
522200 - REPAIRS AND MAINTENANCE	611,078	1,321,789	692,897	543,357	724,475	1,537,249	(812,774)	(844,352)
522202 - VEHICLE MAINTENANCE	2,003,272	2,098,226	1,986,989	1,599,217	2,132,290	2,023,350	108,940	(36,361)
522203 - VEHICLE REPAIRS- INSURANCE CLM	2,000	42,747	48,454	52,514	70,019	48,454	21,565	0
522204 - EQUIPMENT SERVICE AGREEMENTS	305,464	317,069	405,359	348,468	464,624	439,652	24,972	(34,293)
522209 - BUILDING/GROUNDS PROP MGMT	106,026	205,724	0	143,817	191,757	0	191,757	0
522210 - AIR PACKS	12,716	37,086	30,000	62,324	83,099	30,000	53,099	0
522211 - BACK FLOW TEST	0	63	3,980	0	0	3,980	(3,980)	0
522212 - BUILDING/GROUNDS	235,746	277,389	297,257	157,099	209,466	515,500	(306,034)	(218,243)

2021 COUNTYWIDE BUDGET/FORECAST REPORT
AS OF 7/31/2020/ (21.5 PayPeriods - 82.69% of Year Lapsed)

	YEAR OVER YEAR INFORMATION						YOY VARIANCE (100%)	
	2018 Actual	2019 Actual	2020 Budget	2020 YTD	2020 Run	2021 Commission Budget	2020 R V 2021 B	2020 B V 2021 B
522213 - BREATHING AIR	11,144	11,687	12,615	16,038	21,384	12,615	8,769	0
522214 - FIRE EXTINGUISHERS	2,253	4,927	2,955	0	0	2,955	(2,955)	0
522215 - GENERATORS	4,685	2,544	17,700	1,262	1,683	17,700	(16,017)	0
522216 - HYDRAULIC RESCUE	14,326	16,200	17,909	18,315	24,420	17,909	6,511	0
522217 - NON-FIRE EQUIPMENT	3,929	4,719	7,000	1,384	1,846	7,000	(5,154)	0
522219 - RADIOS	10,198	10,680	15,333	11,212	14,949	18,933	(3,984)	(3,600)
522220 - SMALL FIRE TOOLS	257	155	2,700	723	964	2,700	(1,736)	0
522222 - PUBLIC CPR EXPENSE	0	4,882	6,250	2,671	3,561	6,250	(2,689)	0
522223 - BUNKER GEAR MAINTENANCE	0	0	0	0	0	7,700	(7,700)	(7,700)
522300 - RENTALS	26,746	27,621	100	9,105	12,139	100	12,039	0
522310 - RENTAL OF LAND AND BUILDINGS	3,300	1,600	4,500	1,200	1,600	1,800	(200)	2,700
522320 - RENTAL OF EQUIPMENT AND VEHICL	294,285	396,847	216,030	262,900	350,533	232,586	117,947	(16,556)
523101 - PRISONER CATASTROPTIC INS	193,816	209,742	219,734	204,256	272,342	219,734	52,608	0
523102 - INSURANCE - SURETY BONDS	0	0	2,057	0	0	2,057	(2,057)	0
523110 - INSURANCE DEDUCTIBLES	70,944	29,263	0	51,585	68,780	0	68,780	0
523201 - CELL PHONE	418,312	376,184	459,000	284,168	378,891	444,759	(65,868)	14,241
523202 - COMMUNICATIONS - NON ALLOCATED	161,263	170,474	171,037	151,460	201,946	192,807	9,139	(21,770)
523250 - POSTAGE	392,076	375,878	410,609	282,251	376,335	442,360	(66,025)	(31,751)
523300 - ADVERTISING	78,118	85,292	126,941	75,125	100,167	131,408	(31,241)	(4,467)
523400 - PRINTING AND BINDING	66,084	67,166	102,037	45,055	60,073	103,102	(43,029)	(1,065)
523450 - ZONING SIGN PRINTING	0	131	0	489	651	3,700	(3,049)	(3,700)
523500 - TRAVEL	366,583	424,737	592,264	192,952	257,270	618,268	(360,998)	(26,004)
523600 - DUES AND FEES	165,508	211,109	213,637	177,291	236,388	256,075	(19,687)	(42,438)
523601 - DUES ARC, GMA, ACCG	292,862	301,188	304,506	311,222	414,963	334,596	80,367	(30,090)
523700 - EDUCATION AND TRAINING	436,895	500,274	564,211	317,285	423,046	598,304	(175,258)	(34,093)
523800 - LICENSES	63,051	111,891	229,166	107,296	143,061	195,626	(52,565)	33,540
523900 - OTHER PURCHASED SERVICES	478,359	435,742	566,332	383,162	510,882	535,620	(24,738)	30,712
523902 - CREDIT CARD FEES	6,781	7,561	6,000	6,350	8,466	6,000	2,466	0
523910 - AUTOMOTIVE SERVICES O/S FLEET	52,205	52,449	68,000	38,815	51,754	68,000	(16,246)	0
531100 - GENERAL SUPPLIES AND MATERIALS	3,534,759	3,695,656	4,310,602	2,814,127	3,752,169	4,284,914	(532,745)	25,688
531101 - GEN SUPPLIES/ WEAPONS & AMMUNI	208,960	149,583	247,079	85,477	113,969	244,659	(130,690)	2,420
531105 - GENERAL SUPPLIES- CUSTODIAL	67,413	76,191	54,884	64,377	85,836	59,384	26,452	(4,500)
531110 - GEN SUPPLIES/ASPHALT, MIX;LIQU	2,253,785	2,893,557	354,800	1,107,686	1,476,915	354,800	1,122,115	0
531115 - GEN SUPPLIES/CONCRETE	58,395	76,594	20,100	30,834	41,112	20,100	21,012	0
531120 - GEN SUPPLIES/EROSION CONT/GRAS	46,197	53,888	6,633	3,577	4,770	6,633	(1,863)	0
531125 - GEN SUPPLIES/FENCING MATERIAL	0	0	0	1,959	2,612	0	2,612	0
531130 - GEN SUPPLIES/OPERATIONAL SUPPL	48,859	58,927	32,507	29,885	39,847	32,507	7,340	0
531135 - GEN SUPPLIES/PIPE, DRAINAGE	102,257	137,389	34,195	91,093	121,457	34,195	87,262	0
531140 - GEN SUPPLIES/SIGNS	36,810	52,560	25,100	34,657	46,210	25,100	21,110	0
531145 - GEN SUPPLIES/STONE	280,108	329,722	110,000	138,181	184,242	110,000	74,242	0
531150 - AUTOMOTIVE SUPPLIES	692,625	777,735	848,900	472,259	629,678	845,000	(215,322)	3,900
531160 - COMMUNITY OUTREACH	0	0	0	0	0	1,500	(1,500)	(1,500)
531231 - SIGNAL LIGHT ELECTRICITY	48,857	52,517	60,000	40,448	53,930	60,000	(6,070)	0

2021 COUNTYWIDE BUDGET/FORECAST REPORT
AS OF 7/31/2020/ (21.5 PayPeriods - 82.69% of Year Lapsed)

	YEAR OVER YEAR INFORMATION						YOY VARIANCE (100%)	
	2018 Actual	2019 Actual	2020 Budget	2020 YTD	2020 Run	2021 Commission Budget	2020 R V 2021 B	2020 B V 2021 B
531232 - STREET LIGHT ELECTRICITY	79,013	82,881	90,000	69,677	92,903	90,000	2,903	0
531240 - BOTTLED GAS	27,702	23,111	25,050	17,689	23,585	25,050	(1,465)	0
531270 - GASOLINE	1,883,173	1,914,249	2,167,493	1,105,866	1,474,488	2,215,598	(741,110)	(48,105)
531300 - FOOD	915,918	828,071	1,134,340	522,768	697,024	1,032,206	(335,182)	102,134
531400 - BOOKS AND PERIODICALS	67,014	101,158	113,317	70,287	93,715	131,073	(37,358)	(17,756)
531600 - SMALL EQUIPMENT	418,278	354,356	624,366	322,504	430,006	651,531	(221,525)	(27,165)
531610 - FIRE HOSE	21,142	46,238	55,000	55,730	74,306	55,000	19,306	0
531611 - LAWN EQUIPMENT	2,385	5,767	9,930	3,109	4,145	9,930	(5,785)	0
531612 - MOBILE RADIOS	6,124	17	27,600	3,791	5,054	30,500	(25,446)	(2,900)
531615 - PORTABLE RADIOS	0	1,761	65,800	7,277	9,703	63,800	(54,097)	2,000
531616 - PROJECTS	4,595	2,825	7,000	2,800	3,733	7,000	(3,267)	0
531617 - SCBA	130,121	141,086	142,000	144,028	192,038	153,400	38,638	(11,400)
531618 - SMALL TOOLS AND APPLIANCES	14,078	14,803	23,249	6,134	8,178	23,249	(15,071)	0
531619 - FIRE LADDERS	16,460	15,719	20,800	17,235	22,980	3,500	19,480	17,300
531620 - OFFICE FURNITURE/FURNISHINGS	59,219	102,672	98,965	73,672	98,229	79,420	18,809	19,545
531650 - OTHER MISCELLANEOUS EQUIPMENT	40,938	38,133	64,000	22,630	30,174	65,300	(35,126)	(1,300)
531660 - NON ASSET COMPUTER EQUIPMENT	1,666,826	2,147,457	2,003,798	1,685,898	2,247,864	1,905,223	342,641	98,575
531700 - OTHER SUPPLIES	665,996	585,119	762,657	619,260	825,680	691,994	133,686	70,663
531710 - BUNKER GEAR	158,692	455,410	222,239	295,052	393,402	520,858	(127,456)	(298,619)
531711 - EMS SUPPLIES	215,729	273,401	245,000	194,081	258,775	245,000	13,775	0
531712 - UNIFORMS	293,094	350,812	377,093	278,810	371,747	409,836	(38,089)	(32,743)
531713 - PHARMACEUTICALS	47,729	49,962	65,000	53,377	71,169	65,000	6,169	0
TOTAL OPERATING COSTS (52S AND 53S)	31,660,381	35,794,888	35,133,221	26,224,996	34,966,661	36,350,733	(1,384,072)	(1,217,512)
CAPITAL (54S)								
541100 - SITES	0	2,306,829	0	224,116	298,822	600,000	(301,178)	(600,000)
541101 - RIGHT OF WAY ACQUISITIONS	862,254	941,520	11,728,200	733,595	978,127	11,740,000	(10,761,873)	(11,800)
541200 - SITE IMPROVEMENTS	723,881	305,851	330,000	36,522	48,696	0	48,696	330,000
541300 - BUILDINGS	2,027,973	13,280,371	44,170,960	18,961,959	25,282,612	23,195,655	2,086,957	20,975,305
541350 - BUILDING IMPROVEMENTS	25,168	355,697	1,127,478	415,016	553,355	1,848,000	(1,294,645)	(720,522)
541400 - CONSTRUCTION	111,064	298,768	0	0	0	0	0	0
541410 - INFRASTRUCTURE CONSTRUCTION	7,571,164	7,532,973	15,769,244	5,767,774	7,690,365	9,626,557	(1,936,192)	6,142,687
542100 - MACHINERY	292,213	367,290	393,200	32,390	43,187	35,000	8,187	358,200
542200 - VEHICLES	1,685,427	4,245,114	4,190,249	2,734,524	3,646,032	5,748,328	(2,102,296)	(1,558,079)
542300 - FURNITURE AND FIXTURES	12,901	0	0	0	0	0	0	0
542400 - COMPUTERS	94,851	256,995	128,589	34,499	45,999	141,113	(95,114)	(12,524)
542500 - OTHER EQUIPMENT	1,971,968	9,202,616	844,442	2,191,665	2,922,220	4,363,127	(1,440,907)	(3,518,685)
542502 - CAPITAL SECURITY EXPENDITURES	0	0	0	118,756	158,341	0	158,341	0
543000 - PROFESSIONAL SERVICE ASSETS	789,757	1,677,069	2,979,425	1,233,858	1,645,145	2,175,000	(529,855)	804,425
543100 - PROF SERVICES - ROW	0	596,543	0	744,187	992,249	0	992,249	0
TOTAL CAPITAL (54S)	16,168,621	41,367,637	81,661,787	33,228,862	44,305,149	59,472,780	(15,167,631)	22,189,007

2021 COUNTYWIDE BUDGET/FORECAST REPORT
AS OF 7/31/2020/ (21.5 PayPeriods - 82.69% of Year Lapsed)

	YEAR OVER YEAR INFORMATION						YOY VARIANCE (100%)	
	2018 Actual	2019 Actual	2020 Budget	2020 YTD	2020 Run	2021 Commission Budget	2020 R V 2021 B	2020 B V 2021 B
NON-OPERATIONAL COSTS								
571000 - INTERGOVERNMENTAL	10,222,616	12,080,949	13,004,800	9,401,885	13,004,800	13,464,777	(459,977)	(459,977)
572000 - PAYMENTS TO OTHER AGENCIES	4,888,386	5,153,114	6,024,252	4,389,010	6,024,252	6,816,925	(792,673)	(792,673)
572001 - PMTS TO DEVELOPMENT AUTHORITY	50,000	15,000	15,000	12,500	15,000	15,000	0	0
572002 - PMTS TO CHAMBER OF COMMERCE	50,000	50,000	50,000	41,667	50,000	50,000	0	0
572005 - PAYMENTS TO CITY OF WOODSTOCK	0	0	0	0	0	2,000,000	(2,000,000)	(2,000,000)
574000 - BAD DEBT EXPENSE	3,036,058	3,191,478	2,665,600	1,945,629	2,665,600	3,200,000	(534,400)	(534,400)
574500 - LOSS ON WIRE TRANSFER	38,415	0	0	0	0	0	0	0
575000 - LOSS ON DISPOSITION OF ASSETS	0	193,159	0	0	0	0	0	0
TOTAL NON-OPERATIONAL COSTS	18,285,475	20,683,700	21,759,652	15,790,691	21,759,652	25,546,702	(3,787,050)	(3,787,050)
DEBT SERVICE								
581100 - BOND PRINCIPAL	4,915,000	9,115,000	7,345,000	6,835,000	7,345,000	5,540,000	1,805,000	1,805,000
581200 - CAPITAL LEASE PRINCIPAL	195,123	276,467	344,688	299,184	344,688	388,363	(43,675)	(43,675)
582100 - BOND INTEREST	2,171,207	1,889,702	1,574,240	1,320,125	1,574,240	1,481,776	92,464	92,464
582200 - CAPITAL LEASE INTEREST	23,471	65,595	67,133	68,153	68,153	56,627	11,526	10,506
584000 - BOND ISSUANCE COSTS	550	550	0	0	0	0	0	0
TOTAL DEBT SERVICE	7,305,351	11,347,313	9,331,061	8,522,462	9,332,081	7,466,766	1,865,315	1,864,295
UNCLASSIFIED								
519999 - OPEB EXPENSE	(405)	184,841	0	0	0	0	0	0
551000 - INDIRECT COST ALLOCATION	0	0	0	1,471	1,962	0	1,962	0
561000 - DEPRECIATION EXPENSE	0	436,942	400,000	0	0	438,000	(438,000)	(38,000)
561310 - DEPRECIATION-BUILDING	7,285	0	8,000	0	0	0	0	8,000
561510 - DEPRECIATION-MACHINERY & EQUIP	466,274	12,558	72,000	0	0	32,000	(32,000)	40,000
TOTAL UNCLASSIFIED	473,154	634,341	480,000	1,471	1,962	470,000	(468,038)	10,000
TOTAL DEPARTMENT MANAGED COSTS	185,367,199	234,647,021	281,100,722	194,595,858	244,310,049	282,249,040	(37,938,991)	(1,148,318)
NON DEPARTMENT MANAGED COSTS								

2021 COUNTYWIDE BUDGET/FORECAST REPORT
AS OF 7/31/2020/ (21.5 PayPeriods - 82.69% of Year Lapsed)

	YEAR OVER YEAR INFORMATION						YOY VARIANCE (100%)	
	2018 Actual	2019 Actual	2020 Budget	2020 YTD	2020 Run	2021 Commission Budget	2020 R V 2021 B	2020 B V 2021 B
ALLOCATED COSTS								
512700 - WORKER'S COMP ADMIN FEES	359,587	340,867	321,000	325,061	325,061	344,000	(18,939)	(23,000)
512701 - WORKERS COMP CLAIMS	646,969	790,733	629,518	850,085	1,133,446	844,472	288,974	(214,954)
522110 - DISPOSAL	146,694	89,452	101,548	76,008	101,344	101,833	(489)	(285)
522130 - CUSTODIAL SERVICES	451,609	520,435	546,271	461,899	615,865	590,357	25,508	(44,086)
522140 - LAWN CARE	160,751	157,912	159,262	126,150	168,200	160,071	8,129	(809)
522203 - VEHICLE REPAIRS- INSURANCE CLM	1,639	48,932	4,062	60,839	81,119	4,062	77,057	0
522218 - PEST CONTROL	19,382	19,063	21,161	14,593	19,457	20,922	(1,465)	239
523100 - INSURANCE, OTHER BENEFITS	798,529	799,711	847,060	856,673	856,673	1,197,119	(340,446)	(350,059)
523110 - INSURANCE DEDUCTIBLES	44,126	71,296	0	97,956	130,608	0	130,608	0
523200 - COMMUNICATIONS - ALLOCATED	1,190,894	1,193,907	1,269,355	995,844	1,327,792	1,324,549	3,243	(55,194)
523920 - DOCUMENT SERVICES	22,430	24,451	22,413	17,088	22,783	23,358	(575)	(945)
530000 - COMMISSIONS	553,698	555,420	558,150	550,033	733,377	580,000	153,377	(21,850)
531210 - WATER/SEWER	472,703	521,785	529,374	400,003	533,338	545,102	(11,764)	(15,728)
531230 - ELECTRICITY	1,722,240	1,747,264	1,873,888	1,382,399	1,843,198	1,891,900	(48,702)	(18,012)
531520 - NATURAL GAS	158,965	173,016	242,009	127,492	169,989	245,502	(75,513)	(3,493)
TOTAL ALLOCATED COSTS	6,750,215	7,054,245	7,125,071	6,342,121	8,062,250	7,873,247	189,003	(748,176)
TOTAL NON DEPARTMENT MANAGED COSTS	6,750,215	7,054,245	7,125,071	6,342,121	8,062,250	7,873,247	189,003	(748,176)
TOTAL EXPENDITURES	192,117,415	241,701,266	288,225,793	200,937,979	252,372,299	290,122,287	(37,749,988)	(1,896,494)

2021 COUNTYWIDE BUDGET/FORECAST REPORT
AS OF 7/31/2020/ (21.5 PayPeriods - 82.69% of Year Lapsed)

	YEAR OVER YEAR INFORMATION						YOY VARIANCE (100%)	
	2018 Actual	2019 Actual	2020 Budget	2020 YTD	2020 Run	2021 Commission Budget	2020 R V 2021 B	2020 B V 2021 B
INTERFUND TRANSFERS								
TRANSFERS FROM/TO								
611000 - OPERATING TRANSFERS OUT- _FUND	600,000	481,473	0	0	0	0	0	0
611100 - TRANSFERS TO GENERAL FUND	209,221	694,007	287,284	239,403	287,284	294,148	(6,864)	(6,864)
611210 - TRANS TO SHERIFF FORFEITURES	0	53,678	0	0	0	0	0	0
611221 - TRANSFER TO SENIOR SERVICES	585,120	622,127	697,477	581,231	697,477	788,679	(91,202)	(91,202)
611225 - TRANSFER TO RECREATION FUND	1,364,392	1,491,954	1,582,635	1,318,863	1,582,635	1,767,162	(184,527)	(184,527)
611240 - TRANSFER TO TRANSPORTATION	395,235	384,863	435,011	310,280	435,011	103,425	331,586	331,586
611250 - TRANSFERS TO GRANT FUND	214,203	231,446	321,527	99,810	321,527	488,676	(167,149)	(167,149)
611252 - TRANSFERS TO ANIMAL SVC FUND	476,831	0	0	0	0	0	0	0
611257 - TRANSFER TO DUI COURT FUND	88,020	80,000	65,000	54,167	65,000	80,172	(15,172)	(15,172)
611258 - TRANSFER TO DRUG FUND	115,295	89,982	90,000	22,500	90,000	107,826	(17,826)	(17,826)
611259 - TRANS TO TREATMENT ACCT CT	7,675	21,343	17,608	14,918	17,608	23,128	(5,520)	(5,520)
611261 - TRANS TO VETERANS COURT	7,984	9,671	12,558	11,563	12,558	23,442	(10,884)	(10,884)
611262 - TRANS TO JUVENILE DRUG COURT	0	0	33,329	10,255	33,329	49,585	(16,256)	(16,256)
611323 - TRANSFER TO SPLOST '12	2,782,000	388,402	150,000	150,000	150,000	2,000,000	(1,850,000)	(1,850,000)
611324 - TRANSFER TO SPLOST '18	0	0	2,000,000	0	2,000,000	3,000,000	(1,000,000)	(1,000,000)
611375 - TRANS TO RRDA FUND	889,337	4,713,473	2,561,639	2,468,033	2,561,639	681,349	1,880,290	1,880,290
611555 - TRANSFER TO CONFERENCE CENTER	111,797	273,415	142,000	146,921	146,921	190,000	(43,079)	(48,000)
611580 - TRANSFER TO EMERGENCY MEDICAL	2,134,691	2,697,058	3,269,713	2,724,761	3,269,713	4,440,068	(1,170,355)	(1,170,355)
TOTAL TRANSFERS FROM/TO	9,981,801	12,232,892	11,665,781	8,152,704	11,670,702	14,037,660	(2,366,958)	(2,371,879)
TOTAL INTERFUND TRANSFERS	9,981,801	12,232,892	11,665,781	8,152,704	11,670,702	14,037,660	(2,366,958)	(2,371,879)

2021 COUNTYWIDE BUDGET/FORECAST REPORT
AS OF 7/31/2020/ (21.5 PayPeriods - 82.69% of Year Lapsed)

	YEAR OVER YEAR INFORMATION						YOY VARIANCE (100%)	
	2018 Actual	2019 Actual	2020 Budget	2020 YTD	2020 Run	2021 Commission Budget	2020 R V 2021 B	2020 B V 2021 B
TOTAL FUND REDUCTIONS	202,099,215	253,934,158	299,891,574	209,090,683	264,043,002	304,159,947	(40,116,945)	(4,268,373)

Fund Balance

BOY Balance	+	2020 FY Run Rate Sources	-	2020 FY Run Rate Uses	=	Expected EOY 2020 Balance	Expected SOY 2021	+	2021 Budget Sources	-	2021 Budget Uses	=	Expected EOY 2021 Balance
122,424,720	+	257,690,899	-	264,043,002	=	116,072,618	116,072,618	+	271,278,096	-	304,159,947	=	83,190,767

NOTES

- 2020 RUN =

  Revenues = Finance Forecast

  Expenses
  - Personnel = YTD Costs/Number of Payroll Periods completed * 26 (total payroll periods in a year)
  - Debt Service, Transfers from/To, Payments to Others, Worker's Comp Admin Fees, Insurance & Other Benefits = Budget unless YTD actual is greater
  - All other expenses = (YTD Costs / # months completed -1) * 12 months

CHEROKEE COUNTY BOARD OF COMMISSIONERS
ALL FUNDS
2021 HEADCOUNT

			2018 Budget				2019 Budget				2020 Budget				2021 Budget			
			FT	PT	SPT	Total	FT	PT	SPT	Total	FT	PT	SPT	Total	FT	PT	SPT	Total
GENERAL FUND (100)	BOARD OF COMMISSIONERS (1110)	BOC - BOARD OF COMMISSIONERS	5.00	0.00	0.00	5.00	5.00	0.00	0.00	5.00	5.00	0.00	0.00	5.00	5.00	0.00	0.00	5.00
		Total	**5.00**	**0.00**	**0.00**	**5.00**	**5.00**	**0.00**	**0.00**	**5.00**	**5.00**	**0.00**	**0.00**	**5.00**	**5.00**	**0.00**	**0.00**	**5.00**
	COUNTY CLERK (1130)	ADMA - ADMINISTRATIVE ASSISTANT	0.00	0.00	0.00	0.00	0.00	0.00	0.00	0.00	1.00	0.00	0.00	1.00	1.00	0.00	0.00	1.00
		AOMC - ADMIN OFF MGR CLERK	1.00	0.00	0.00	1.00	1.00	0.00	0.00	1.00	1.00	0.00	0.00	1.00	1.00	0.00	0.00	1.00
		Total	**1.00**	**0.00**	**0.00**	**1.00**	**1.00**	**0.00**	**0.00**	**1.00**	**2.00**	**0.00**	**0.00**	**2.00**	**2.00**	**0.00**	**0.00**	**2.00**
	COUNTY MANAGER (1320)	ADMA - ADMINISTRATIVE ASSISTANT	1.00	0.00	0.00	1.00	0.00	0.00	0.00	0.00	0.00	0.00	0.00	0.00	0.00	0.00	0.00	0.00
		COMG - COUNTY MANAGER	1.00	0.00	0.00	1.00	1.00	0.00	0.00	1.00	1.00	0.00	0.00	1.00	1.00	0.00	0.00	1.00
		EXAS - EXECUTIVE ASSISTANT	1.00	0.00	0.00	1.00	1.00	0.00	0.00	1.00	1.00	0.00	0.00	1.00	1.00	0.00	0.00	1.00
		PLGL - PARALEGAL	1.00	0.00	0.00	1.00	0.00	0.00	0.00	0.00	0.00	0.00	0.00	0.00	0.00	0.00	0.00	0.00
		PTRC - PT RECEPTIONST	0.00	1.00	0.00	1.00	0.00	1.00	0.00	1.00	0.00	1.00	0.00	1.00	0.00	0.00	0.00	0.00
		SATT - STAFF ATTORNEY	1.00	0.00	0.00	1.00	1.00	0.00	0.00	1.00	1.00	0.00	0.00	1.00	0.00	0.00	0.00	0.00
		SPCM - SPECIAL PROJECTS MANAGER	0.00	0.00	0.00	0.00	1.00	0.00	0.00	1.00	0.85	0.00	0.00	0.85	0.66	0.00	0.00	0.66
		SRCO - SR COUNSEL COUNTY MGR OFFICE	0.00	0.00	0.00	0.00	0.00	0.00	0.00	0.00	0.00	0.00	0.00	0.00	1.00	0.00	0.00	1.00
		Total	**5.00**	**1.00**	**0.00**	**6.00**	**4.00**	**1.00**	**0.00**	**5.00**	**3.85**	**1.00**	**0.00**	**4.85**	**3.66**	**0.00**	**0.00**	**3.66**
	ADMINISTRATIVE SERVICES AGENCY (1321)	ADDD - ADMIN DIVISION DIRECTOR	1.00	0.00	0.00	1.00	0.00	0.00	0.00	0.00	0.00	0.00	0.00	0.00	0.00	0.00	0.00	0.00
		ADMA - ADMINISTRATIVE ASSISTANT	1.00	0.00	0.00	1.00	1.00	0.00	0.00	1.00	1.00	0.00	0.00	1.00	0.00	0.00	0.00	0.00
		ADSD - ADMIN SERVICES AGENCY DIRECTOR	0.00	0.00	0.00	0.00	1.00	0.00	0.00	1.00	1.00	0.00	0.00	1.00	1.00	0.00	0.00	1.00
		Total	**2.00**	**0.00**	**0.00**	**2.00**	**2.00**	**0.00**	**0.00**	**2.00**	**2.00**	**0.00**	**0.00**	**2.00**	**1.00**	**0.00**	**0.00**	**1.00**
	VOTER REGISTRATION (1400)	ASEL - ASSISTANT SUPERVISOR ELECTIONS	1.00	0.00	0.00	1.00	1.00	0.00	0.00	1.00	1.00	0.00	0.00	1.00	1.00	0.00	0.00	1.00
		CLK2 - CLERK 2	1.00	0.00	0.00	1.00	0.00	0.00	0.00	0.00	0.00	0.00	0.00	0.00	0.00	0.00	0.00	0.00
		COSP - COMMUNITY OUTREACH SPECIALIST	1.00	0.00	0.00	1.00	1.00	0.00	0.00	1.00	1.00	0.00	0.00	1.00	1.00	0.00	0.00	1.00
		ELSU - ELECTIONS SUPERVISOR	1.00	0.00	0.00	1.00	1.00	0.00	0.00	1.00	1.00	0.00	0.00	1.00	1.00	0.00	0.00	1.00

			2018 Budget				2019 Budget				2020 Budget				2021 Budget			
			FT	PT	SPT	Total	FT	PT	SPT	Total	FT	PT	SPT	Total	FT	PT	SPT	Total
GENERAL FUND (100)	VOTER REGISTRATION (1400)	ELVT - ELECTRONIC VOTING TECHNICIAN	1.00	0.00	0.00	1.00	2.00	0.00	0.00	2.00	1.00	0.00	0.00	1.00	1.00	0.00	0.00	1.00
		PT - PART-TIME	0.00	1.00	0.00	1.00	0.00	1.00	0.00	1.00	0.00	1.00	0.00	1.00	0.00	1.00	0.00	1.00
		PTCL - PT CLERICAL	0.00	1.00	0.00	1.00	0.00	1.00	0.00	1.00	0.00	1.00	0.00	1.00	0.00	2.00	0.00	2.00
		RECP - RECEPTIONIST	0.00	0.00	0.00	0.00	0.00	0.00	0.00	0.00	1.00	0.00	0.00	1.00	1.00	0.00	0.00	1.00
		SRCL - SENIOR CLERK I	1.00	0.00	0.00	1.00	1.00	0.00	0.00	1.00	1.00	0.00	0.00	1.00	1.00	0.00	0.00	1.00
		VRGA - VOTER REGISTRATION ASSISTANT	1.00	0.00	0.00	1.00	1.00	0.00	0.00	1.00	1.00	0.00	0.00	1.00	1.00	0.00	0.00	1.00
		Total	**7.00**	**2.00**	**0.00**	**9.00**	**7.00**	**2.00**	**0.00**	**9.00**	**7.00**	**2.00**	**0.00**	**9.00**	**7.00**	**3.00**	**0.00**	**10.00**
	ELECT POLL WRKS TAXED (1411)	PEL1 - PT ELECTION POLL WORKER	0.00	0.00	1.00	1.00	0.00	0.00	1.00	1.00	0.00	0.00	1.00	1.00	0.00	0.00	1.00	1.00
		Total	**0.00**	**0.00**	**1.00**	**1.00**	**0.00**	**0.00**	**1.00**	**1.00**	**0.00**	**0.00**	**1.00**	**1.00**	**0.00**	**0.00**	**1.00**	**1.00**
	FINANCE (1510)	ACCT - ACCOUNTANT	2.00	0.00	0.00	2.00	2.00	0.00	0.00	2.00	2.00	0.00	0.00	2.00	2.00	0.00	0.00	2.00
		ACRM - ACCT. & REPORTS MANAGER	0.30	0.00	0.00	0.30	1.00	0.00	0.00	1.00	0.60	0.00	0.00	0.60	0.60	0.00	0.00	0.60
		APCL - ACCOUNTS PAYABLE CLERK	1.00	0.00	0.00	1.00	1.00	0.00	0.00	1.00	1.00	0.00	0.00	1.00	1.00	0.00	0.00	1.00
		CFO - CHIEF FINANCIAL OFFICER	0.00	0.00	0.00	0.00	0.00	0.00	0.00	0.00	0.80	0.00	0.00	0.80	0.80	0.00	0.00	0.80
		FEXM - EXPENDITURES MANAGER	1.00	0.00	0.00	1.00	1.00	0.00	0.00	1.00	1.00	0.00	0.00	1.00	1.00	0.00	0.00	1.00
		FIND - FINANCE DIRECTOR	0.85	0.00	0.00	0.85	1.00	0.00	0.00	1.00	0.00	0.00	0.00	0.00	0.00	0.00	0.00	0.00
		FNSP - FINANCE SPECIALIST	0.00	0.00	0.00	0.00	0.00	0.00	0.00	0.00	1.00	0.00	0.00	1.00	1.00	0.00	0.00	1.00
		FPAM - PLANNING&ANALYSIS MANAGER	0.96	0.00	0.00	0.96	1.00	0.00	0.00	1.00	0.96	0.00	0.00	0.96	0.96	0.00	0.00	0.96
		SPMG - STATISTICS & PERFORMANCE MGR	0.00	0.00	0.00	0.00	0.00	0.00	0.00	0.00	0.80	0.00	0.00	0.80	0.80	0.00	0.00	0.80
		SPRM - STATISTICS & PERFORMANCE MGR	0.00	0.00	0.00	0.00	1.00	0.00	0.00	1.00	0.00	0.00	0.00	0.00	0.00	0.00	0.00	0.00
		SRAP - SENIOR ACCOUNTS PAYABLE CLERK	1.00	0.00	0.00	1.00	1.00	0.00	0.00	1.00	1.00	0.00	0.00	1.00	1.00	0.00	0.00	1.00
		STPT - SEASONAL PART TIME	0.00	0.00	1.00	1.00	0.00	0.00	0.00	0.00	0.00	0.00	0.00	0.00	0.00	0.00	0.00	0.00
		Total	**7.11**	**0.00**	**1.00**	**8.11**	**9.00**	**0.00**	**0.00**	**9.00**	**9.16**	**0.00**	**0.00**	**9.16**	**9.16**	**0.00**	**0.00**	**9.16**
	DEVELOPMENT SERVICES CENTER (1516)	DDSC - DIRECTOR DEVELOPMENT SVC CTR	1.00	0.00	0.00	1.00	0.00	0.00	0.00	0.00	0.00	0.00	0.00	0.00	0.00	0.00	0.00	0.00
		DSR - DEVELOPMENT SERVICES REP	5.00	0.00	0.00	5.00	4.00	0.00	0.00	4.00	4.00	0.00	0.00	4.00	4.00	0.00	0.00	4.00

			2018 Budget				2019 Budget				2020 Budget				2021 Budget			
			FT	PT	SPT	Total	FT	PT	SPT	Total	FT	PT	SPT	Total	FT	PT	SPT	Total
GENERAL FUND (100)	DEVELOPMENT SERVICES CENTER (1516)	LDSR - LEAD DEVELOPMENT SERVICES REP	0.00	0.00	0.00	0.00	1.00	0.00	0.00	1.00	1.00	0.00	0.00	1.00	1.00	0.00	0.00	1.00
		MRDS - MANAGER DEVELOPMENT SERVICES	0.00	0.00	0.00	0.00	1.00	0.00	0.00	1.00	1.00	0.00	0.00	1.00	1.00	0.00	0.00	1.00
		Total	**6.00**	**0.00**	**0.00**	**6.00**	**6.00**	**0.00**	**0.00**	**6.00**	**6.00**	**0.00**	**0.00**	**6.00**	**6.00**	**0.00**	**0.00**	**6.00**
	PURCHASING (1517)	COMR - CONTRACT MANAGER	1.00	0.00	0.00	1.00	1.00	0.00	0.00	1.00	0.00	0.00	0.00	0.00	0.00	0.00	0.00	0.00
		DRPR - DIR PURCHASING	0.00	0.00	0.00	0.00	0.00	0.00	0.00	0.00	0.00	0.00	0.00	0.00	1.00	0.00	0.00	1.00
		PSLP - PROCUR. SPEC	0.00	0.00	0.00	0.00	0.00	0.00	0.00	0.00	0.00	0.00	0.00	0.00	1.00	0.00	0.00	1.00
		PSPL - PROCUREMENT SPECIALIST	0.00	0.00	0.00	0.00	0.00	0.00	0.00	0.00	1.00	0.00	0.00	1.00	1.00	0.00	0.00	1.00
		RMDM - DIR PURCH	1.00	0.00	0.00	1.00	1.00	0.00	0.00	1.00	1.00	0.00	0.00	1.00	0.00	0.00	0.00	0.00
		SFPS - SR. FIN/PROCUR. SPEC	1.00	0.00	0.00	1.00	1.00	0.00	0.00	1.00	2.00	0.00	0.00	2.00	1.00	0.00	0.00	1.00
		Total	**3.00**	**0.00**	**0.00**	**3.00**	**3.00**	**0.00**	**0.00**	**3.00**	**4.00**	**0.00**	**0.00**	**4.00**	**4.00**	**0.00**	**0.00**	**4.00**
	INFORMATION TECHNOLOGY (1535)	ASIT - ASSISTANT IT DIRECTOR	1.00	0.00	0.00	1.00	1.00	0.00	0.00	1.00	1.00	0.00	0.00	1.00	1.00	0.00	0.00	1.00
		ASMG - APPLICATION SERVICES MANAGER	0.00	0.00	0.00	0.00	0.00	0.00	0.00	0.00	0.00	0.00	0.00	0.00	1.00	0.00	0.00	1.00
		BA - BUSINESS ANALYST	1.00	0.00	0.00	1.00	2.00	0.00	0.00	2.00	2.00	0.00	0.00	2.00	2.00	0.00	0.00	2.00
		BADM - BUISINESS ANALYST DATA MANAGER	1.00	0.00	0.00	1.00	1.00	0.00	0.00	1.00	2.00	0.00	0.00	2.00	2.00	0.00	0.00	2.00
		CIO - CHIEF INFORMATION OFFICER	1.00	0.00	0.00	1.00	1.00	0.00	0.00	1.00	1.00	0.00	0.00	1.00	1.00	0.00	0.00	1.00
		ENSM - ENTERPRISE NETWORK SYSTEM MNGR	1.00	0.00	0.00	1.00	1.00	0.00	0.00	1.00	1.00	0.00	0.00	1.00	0.00	0.00	0.00	0.00
		INSA - INFRASTRUCTURE SYSTEMS ADMIN	0.00	0.00	0.00	0.00	0.00	0.00	0.00	0.00	0.00	0.00	0.00	0.00	1.00	0.00	0.00	1.00
		ISA - INFRASTRUCTURE SYST ENGINEER	0.00	0.00	0.00	0.00	0.00	0.00	0.00	0.00	0.00	0.00	0.00	0.00	1.00	0.00	0.00	1.00
		ISM - INFRASTRUCTURE SYST MNGR	1.00	0.00	0.00	1.00	1.00	0.00	0.00	1.00	1.00	0.00	0.00	1.00	0.00	0.00	0.00	0.00
		ISSM - INFRASTRUCTURE SERV/SEC MGR	0.00	0.00	0.00	0.00	0.00	0.00	0.00	0.00	0.00	0.00	0.00	0.00	1.00	0.00	0.00	1.00
		ITSM - INFO SECURITY MANAGER	1.00	0.00	0.00	1.00	1.00	0.00	0.00	1.00	1.00	0.00	0.00	1.00	1.00	0.00	0.00	1.00
		NWA - NETWORK ANALYST	0.00	0.00	0.00	0.00	1.00	0.00	0.00	1.00	0.75	0.00	0.00	0.75	0.75	0.00	0.00	0.75
		PTIN - PT INTERN	0.00	2.00	0.00	2.00	0.00	2.00	0.00	2.00	0.00	3.00	0.00	3.00	0.00	0.00	0.00	0.00
		SADM - SR BUSI ANALYST/DATA MNGR	1.00	0.00	0.00	1.00	1.00	0.00	0.00	1.00	1.00	0.00	0.00	1.00	0.00	0.00	0.00	0.00

			2018 Budget				2019 Budget				2020 Budget				2021 Budget			
			FT	PT	SPT	Total	FT	PT	SPT	Total	FT	PT	SPT	Total	FT	PT	SPT	Total
GENERAL FUND (100)	INFORMATION TECHNOLOGY (1535)	SSS1 - SYSTEMS SUPPORT SPECIALIST I	3.00	0.00	0.00	3.00	3.00	0.00	0.00	3.00	2.00	0.00	0.00	2.00	1.00	0.00	0.00	1.00
		SSS2 - SYSTEMS SUPPORT SPECIALIST II	3.00	0.00	0.00	3.00	3.00	0.00	0.00	3.00	4.00	0.00	0.00	4.00	4.00	0.00	0.00	4.00
		TSMG - TECHNOLOGY SERVICES MANAGER	0.00	0.00	0.00	0.00	0.00	0.00	0.00	0.00	0.00	0.00	0.00	0.00	1.00	0.00	0.00	1.00
		Total	**14.00**	**2.00**	**0.00**	**16.00**	**16.00**	**2.00**	**0.00**	**18.00**	**16.75**	**3.00**	**0.00**	**19.75**	**17.75**	**0.00**	**0.00**	**17.75**
	GIS MAPPING DEPT (1536)	GISA - GIS ANALYST	1.00	0.00	0.00	1.00	1.00	0.00	0.00	1.00	1.00	0.00	0.00	1.00	1.00	0.00	0.00	1.00
		GISM - GIS - MAPPING MANAGER	1.00	0.00	0.00	1.00	1.00	0.00	0.00	1.00	1.00	0.00	0.00	1.00	1.00	0.00	0.00	1.00
		GIST - GIS SPECIALIST I	1.00	0.00	0.00	1.00	1.00	0.00	0.00	1.00	1.00	0.00	0.00	1.00	1.00	0.00	0.00	1.00
		Total	**3.00**	**0.00**	**0.00**	**3.00**	**3.00**	**0.00**	**0.00**	**3.00**	**3.00**	**0.00**	**0.00**	**3.00**	**3.00**	**0.00**	**0.00**	**3.00**
	HUMAN RESOURCES CENTER (1540)	ADMA - ADMINISTRATIVE ASSISTANT	0.00	0.00	0.00	0.00	1.00	0.00	0.00	1.00	1.00	0.00	0.00	1.00	1.00	0.00	0.00	1.00
		BCMG - BENEFITS & COMP MANAGER	0.50	0.00	0.00	0.50	1.00	0.00	0.00	1.00	0.00	0.00	0.00	0.00	0.00	0.00	0.00	0.00
		CPO - CHIEF PEOPLE OFFICER	0.00	0.00	0.00	0.00	1.00	0.00	0.00	1.00	0.00	0.00	0.00	0.00	0.00	0.00	0.00	0.00
		DRHR - DIRECTOR - HUMAN RESOURCES	1.00	0.00	0.00	1.00	0.00	0.00	0.00	0.00	1.00	0.00	0.00	1.00	1.00	0.00	0.00	1.00
		HRAS - HR ASSISTANT	1.50	0.00	0.00	1.50	0.00	0.00	0.00	0.00	0.50	0.00	0.00	0.50	0.50	0.00	0.00	0.50
		HRMG - HR MANAGER	1.00	0.00	0.00	1.00	0.00	0.00	0.00	0.00	0.50	0.00	0.00	0.50	0.50	0.00	0.00	0.50
		HRSP - HR SPECIALIST	0.00	0.00	0.00	0.00	0.00	0.00	0.00	0.00	1.00	0.00	0.00	1.00	0.00	0.00	0.00	0.00
		MPO - MANAGER,PEOPLE MANAGER	0.00	0.00	0.00	0.00	1.00	0.00	0.00	1.00	0.00	0.00	0.00	0.00	0.00	0.00	0.00	0.00
		PRAS - PEOPLE RESOURCES ASSISTANT	0.00	0.00	0.00	0.00	1.00	0.00	0.00	1.00	0.00	0.00	0.00	0.00	0.00	0.00	0.00	0.00
		PRM - PEOPLE RESOURCES MANAGER	0.00	0.00	0.00	0.00	1.00	0.00	0.00	1.00	0.00	0.00	0.00	0.00	0.00	0.00	0.00	0.00
		PRS - PEOPLE RESOURCES SPECIALIST	0.00	0.00	0.00	0.00	1.00	0.00	0.00	1.00	0.00	0.00	0.00	0.00	0.00	0.00	0.00	0.00
		SHRS - SENIOR HR SPECIALIST	0.00	0.00	0.00	0.00	0.00	0.00	0.00	0.00	0.00	0.00	0.00	0.00	1.00	0.00	0.00	1.00
		Total	**4.00**	**0.00**	**0.00**	**4.00**	**7.00**	**0.00**	**0.00**	**7.00**	**4.00**	**0.00**	**0.00**	**4.00**	**4.00**	**0.00**	**0.00**	**4.00**
	TAX COMMISSIONER (1545)	ASUT - ASSISTANT SUPERVISOR TAGS	2.00	0.00	0.00	2.00	2.00	0.00	0.00	2.00	2.00	0.00	0.00	2.00	1.00	0.00	0.00	1.00
		CDTC - CHIEF DEPUTY TAX COMMISSIONER	1.00	0.00	0.00	1.00	1.00	0.00	0.00	1.00	1.00	0.00	0.00	1.00	1.00	0.00	0.00	1.00
		MVAR - MOTOR VEHC ACCTS RECIEVABLE	1.00	0.00	0.00	1.00	1.00	0.00	0.00	1.00	1.00	0.00	0.00	1.00	3.00	0.00	0.00	3.00

			2018 Budget				2019 Budget				2020 Budget				2021 Budget			
			FT	PT	SPT	Total	FT	PT	SPT	Total	FT	PT	SPT	Total	FT	PT	SPT	Total
GENERAL FUND (100)	TAX COMMISSIONER (1545)	RECP - RECEPTIONIST	1.00	0.00	0.00	1.00	1.00	0.00	0.00	1.00	1.00	0.00	0.00	1.00	1.00	0.00	0.00	1.00
		SRCL - SENIOR CLERK I	19.00	0.00	0.00	19.00	19.00	0.00	0.00	19.00	20.00	0.00	0.00	20.00	19.00	0.00	0.00	19.00
		SUPV - SUPERVISOR/TAX/TAG	2.00	0.00	0.00	2.00	2.00	0.00	0.00	2.00	2.00	0.00	0.00	2.00	2.00	0.00	0.00	2.00
		TXBK - PROPERTY TAX BOOKEEPER	1.00	0.00	0.00	1.00	1.00	0.00	0.00	1.00	0.00	0.00	0.00	0.00	0.00	0.00	0.00	0.00
		TXCM - TAX COMMISSIONER	1.00	0.00	0.00	1.00	1.00	0.00	0.00	1.00	1.00	0.00	0.00	1.00	1.00	0.00	0.00	1.00
		Total	**28.00**	**0.00**	**0.00**	**28.00**	**28.00**	**0.00**	**0.00**	**28.00**	**28.00**	**0.00**	**0.00**	**28.00**	**28.00**	**0.00**	**0.00**	**28.00**
	TAX ASSESSOR (1550)	APPR - APPRAISER	11.00	0.00	0.00	11.00	12.00	0.00	0.00	12.00	12.00	0.00	0.00	12.00	12.00	0.00	0.00	12.00
		ASAD - ASSESSORS ASSISTANT	1.00	0.00	0.00	1.00	1.00	0.00	0.00	1.00	1.00	0.00	0.00	1.00	1.00	0.00	0.00	1.00
		CFAP - CHIEF APPRAISER	1.00	0.00	0.00	1.00	1.00	0.00	0.00	1.00	1.00	0.00	0.00	1.00	1.00	0.00	0.00	1.00
		DPCA - DEPUTY CHIEF APPRAISER	1.00	0.00	0.00	1.00	1.00	0.00	0.00	1.00	1.00	0.00	0.00	1.00	1.00	0.00	0.00	1.00
		LAPR - LEAD APPRAISER	4.00	0.00	0.00	4.00	4.00	0.00	0.00	4.00	4.00	0.00	0.00	4.00	4.00	0.00	0.00	4.00
		PT - PART-TIME	0.00	1.00	0.00	1.00	0.00	0.00	0.00	0.00	0.00	0.00	0.00	0.00	0.00	0.00	0.00	0.00
		PTCL - PT CLERICAL	0.00	1.00	0.00	1.00	0.00	0.00	0.00	0.00	0.00	0.00	0.00	0.00	0.00	0.00	0.00	0.00
		RREC - RECEIVER OF RECORDS	1.00	0.00	0.00	1.00	1.00	0.00	0.00	1.00	1.00	0.00	0.00	1.00	1.00	0.00	0.00	1.00
		SAPR - SENIOR APPRAISER	3.00	0.00	0.00	3.00	3.00	0.00	0.00	3.00	3.00	0.00	0.00	3.00	3.00	0.00	0.00	3.00
		SEC2 - SECRETARY II	2.00	0.00	0.00	2.00	2.00	0.00	0.00	2.00	2.00	0.00	0.00	2.00	2.00	0.00	0.00	2.00
		SRCL - SENIOR CLERK I	5.00	0.00	0.00	5.00	6.00	0.00	0.00	6.00	6.00	0.00	0.00	6.00	6.00	0.00	0.00	6.00
		TXMP - TAX MAPPER	2.00	0.00	0.00	2.00	2.00	0.00	0.00	2.00	2.00	0.00	0.00	2.00	2.00	0.00	0.00	2.00
		Total	**31.00**	**2.00**	**0.00**	**33.00**	**33.00**	**0.00**	**0.00**	**33.00**	**33.00**	**0.00**	**0.00**	**33.00**	**33.00**	**0.00**	**0.00**	**33.00**
	RISK MANAGEMENT (1555)	DRRM - DIRECTOR RISK MANAGMENT	0.00	0.00	0.00	0.00	0.00	0.00	0.00	0.00	0.00	0.00	0.00	0.00	1.00	0.00	0.00	1.00
		RSMR - RISK MANAGER	0.00	0.00	0.00	0.00	0.00	0.00	0.00	0.00	1.00	0.00	0.00	1.00	0.00	0.00	0.00	0.00
		Total	**0.00**	**0.00**	**0.00**	**0.00**	**0.00**	**0.00**	**0.00**	**0.00**	**1.00**	**0.00**	**0.00**	**1.00**	**1.00**	**0.00**	**0.00**	**1.00**
	FACILITIES MANAGEMENT (1565)	DRPM - DIRECTOR - PROPERTY MANAGEMENT	1.00	0.00	0.00	1.00	1.00	0.00	0.00	1.00	1.00	0.00	0.00	1.00	1.00	0.00	0.00	1.00
		JSUP - JANITORIAL SUPERVISOR	3.00	0.00	0.00	3.00	3.00	0.00	0.00	3.00	3.00	0.00	0.00	3.00	3.00	0.00	0.00	3.00

			2018 Budget				2019 Budget				2020 Budget				2021 Budget			
			FT	PT	SPT	Total	FT	PT	SPT	Total	FT	PT	SPT	Total	FT	PT	SPT	Total
GENERAL FUND (100)	FACILITIES MANAGEMENT (1565)	JTEC - JANITORIAL TECHNICIAN	10.00	0.00	0.00	10.00	10.00	0.00	0.00	10.00	10.00	0.00	0.00	10.00	10.00	0.00	0.00	10.00
		MNMG - MAINTENANCE MANAGER	1.00	0.00	0.00	1.00	1.00	0.00	0.00	1.00	1.00	0.00	0.00	1.00	1.00	0.00	0.00	1.00
		MNTH - MAINTENANCE TECHNICIAN	9.00	0.00	0.00	9.00	9.00	0.00	0.00	9.00	9.00	0.00	0.00	9.00	9.00	0.00	0.00	9.00
		Total	**24.00**	**0.00**	**0.00**	**24.00**	**24.00**	**0.00**	**0.00**	**24.00**	**24.00**	**0.00**	**0.00**	**24.00**	**24.00**	**0.00**	**0.00**	**24.00**
	COMMUNICATIONS (1570)	ADCO - ASST DIRECTOR COMMUNICATIONS	0.00	0.00	0.00	0.00	0.00	0.00	0.00	0.00	0.00	0.00	0.00	0.00	1.00	0.00	0.00	1.00
		DIRC - DIRECTOR OF COMMUNICATIONS	0.00	0.00	0.00	0.00	0.00	0.00	0.00	0.00	0.00	0.00	0.00	0.00	1.00	0.00	0.00	1.00
		Total	**0.00**	**0.00**	**0.00**	**0.00**	**0.00**	**0.00**	**0.00**	**0.00**	**0.00**	**0.00**	**0.00**	**0.00**	**2.00**	**0.00**	**0.00**	**2.00**
	COURT ADMINISTRATION (2100)	ADMA - ADMINISTRATIVE ASSISTANT	1.00	0.00	0.00	1.00	1.00	0.00	0.00	1.00	0.00	0.00	0.00	0.00	0.00	0.00	0.00	0.00
		CTAD - COURT ADMINISTRATOR	1.00	0.00	0.00	1.00	1.00	0.00	0.00	1.00	1.00	0.00	0.00	1.00	1.00	0.00	0.00	1.00
		CTR1 - COURT REPORTER1	5.00	0.00	0.00	5.00	5.00	0.00	0.00	5.00	5.00	0.00	0.00	5.00	5.00	0.00	0.00	5.00
		CTR2 - COURT REPORTER 2	3.00	0.00	0.00	3.00	3.00	0.00	0.00	3.00	3.00	0.00	0.00	3.00	3.00	0.00	0.00	3.00
		CTSC - COURT SERVICES COORDINATOR	0.00	0.00	0.00	0.00	0.00	0.00	0.00	0.00	1.00	0.00	0.00	1.00	1.00	0.00	0.00	1.00
		PTCO - PT COUNTY/STATE	0.00	23.00	0.00	23.00	0.00	23.00	0.00	23.00	0.00	23.00	0.00	23.00	0.00	25.00	0.00	25.00
		SCCL - SUPERIOR CRT CALENDAR CLERK	3.00	0.00	0.00	3.00	3.00	0.00	0.00	3.00	3.00	0.00	0.00	3.00	3.00	0.00	0.00	3.00
		SEC2 - SECRETARY II	1.00	0.00	0.00	1.00	1.00	0.00	0.00	1.00	1.00	0.00	0.00	1.00	1.00	0.00	0.00	1.00
		Total	**14.00**	**23.00**	**0.00**	**37.00**	**14.00**	**23.00**	**0.00**	**37.00**	**14.00**	**23.00**	**0.00**	**37.00**	**14.00**	**25.00**	**0.00**	**39.00**
	SUPERIOR COURT (2150)	LCLK - LAW CLERK	3.00	0.00	0.00	3.00	3.00	0.00	0.00	3.00	3.00	0.00	0.00	3.00	3.00	0.00	0.00	3.00
		Total	**3.00**	**0.00**	**0.00**	**3.00**	**3.00**	**0.00**	**0.00**	**3.00**	**3.00**	**0.00**	**0.00**	**3.00**	**3.00**	**0.00**	**0.00**	**3.00**
	INDIGENT DEFENSE (2165)	COUI - COUNSELOR/INVESTIGATOR	2.00	0.00	0.00	2.00	2.00	0.00	0.00	2.00	2.00	0.00	0.00	2.00	0.00	0.00	0.00	0.00
		DRID - DIR/INDIGENT DEFENSE	1.00	0.00	0.00	1.00	1.00	0.00	0.00	1.00	1.00	0.00	0.00	1.00	0.00	0.00	0.00	0.00
		SECR - SECRETARY I	1.00	0.00	0.00	1.00	1.00	0.00	0.00	1.00	1.00	0.00	0.00	1.00	0.00	0.00	0.00	0.00
		Total	**4.00**	**0.00**	**0.00**	**4.00**	**4.00**	**0.00**	**0.00**	**4.00**	**4.00**	**0.00**	**0.00**	**4.00**	**0.00**	**0.00**	**0.00**	**0.00**
	CLERK OF SUPERIOR COURT (2180)	CDCS - CHIEF DEPUTY CLERK/SUPERIOR	1.00	0.00	0.00	1.00	1.00	0.00	0.00	1.00	1.00	0.00	0.00	1.00	1.00	0.00	0.00	1.00
		CFCM - CHIEF CLERK PROJECT MANAGER	1.00	0.00	0.00	1.00	1.00	0.00	0.00	1.00	1.00	0.00	0.00	1.00	1.00	0.00	0.00	1.00

			2018 Budget				2019 Budget				2020 Budget				2021 Budget			
			FT	PT	SPT	Total	FT	PT	SPT	Total	FT	PT	SPT	Total	FT	PT	SPT	Total
GENERAL FUND (100)	CLERK OF SUPERIOR COURT (2180)	CLCT - CLERK OF COURTS	1.00	0.00	0.00	1.00	1.00	0.00	0.00	1.00	1.00	0.00	0.00	1.00	1.00	0.00	0.00	1.00
		CLK1 - CLERK 1	19.00	0.00	0.00	19.00	19.00	0.00	0.00	19.00	19.00	0.00	0.00	19.00	21.00	0.00	0.00	21.00
		CLK2 - CLERK 2	7.00	0.00	0.00	7.00	7.00	0.00	0.00	7.00	6.00	0.00	0.00	6.00	5.00	0.00	0.00	5.00
		DPCL - DEPUTY CLERK	5.00	0.00	0.00	5.00	5.00	0.00	0.00	5.00	5.00	0.00	0.00	5.00	5.00	0.00	0.00	5.00
		PTCL - PT CLERICAL	0.00	4.00	0.00	4.00	0.00	4.00	0.00	4.00	0.00	4.00	0.00	4.00	0.00	7.00	0.00	7.00
		SRCL - SENIOR CLERK I	14.00	0.00	0.00	14.00	14.00	0.00	0.00	14.00	15.00	0.00	0.00	15.00	15.00	0.00	0.00	15.00
		SRDC - SR DEPUTY CLERK	5.00	0.00	0.00	5.00	5.00	0.00	0.00	5.00	5.00	0.00	0.00	5.00	5.00	0.00	0.00	5.00
		STPT - SEASONAL PART TIME	0.00	0.00	2.00	2.00	0.00	0.00	2.00	2.00	0.00	0.00	1.00	1.00	0.00	0.00	0.00	0.00
		TMPC - TEMP/SEASONAL CLK	0.00	0.00	3.00	3.00	0.00	0.00	3.00	3.00	0.00	0.00	3.00	3.00	0.00	0.00	2.00	2.00
		Total	**53.00**	**4.00**	**5.00**	**62.00**	**53.00**	**4.00**	**5.00**	**62.00**	**53.00**	**4.00**	**4.00**	**61.00**	**54.00**	**7.00**	**2.00**	**63.00**
	DISTRICT ATTORNEY (2200)	ACTP - ACCOUNTABILITY CRT PROSECUT	0.00	0.00	0.00	0.00	0.00	0.00	0.00	0.00	0.00	0.00	0.00	0.00	1.00	0.00	0.00	1.00
		ASDA - ASSISTANT DA	7.35	0.00	0.00	7.35	8.00	0.00	0.00	8.00	9.35	0.00	0.00	9.35	8.00	0.00	0.00	8.00
		DADA - DPTY CHIEF ASST DISTRICT ATTOR	0.00	0.00	0.00	0.00	0.00	0.00	0.00	0.00	1.00	0.00	0.00	1.00	3.00	0.00	0.00	3.00
		DAVS - DIR OFFICE ADMIN-VICTIM SERVIC	0.00	0.00	0.00	0.00	1.00	0.00	0.00	1.00	0.80	0.00	0.00	0.80	0.80	0.00	0.00	0.80
		INVS - INVESTIGATOR	13.00	0.00	0.00	13.00	13.00	0.00	0.00	13.00	9.00	0.00	0.00	9.00	9.00	0.00	0.00	9.00
		PT - PART-TIME	0.00	1.00	0.00	1.00	0.00	1.00	0.00	1.00	0.00	2.00	0.00	2.00	0.00	2.00	0.00	2.00
		PTFD - PT DA FIN DIRECTOR	0.00	1.00	0.00	1.00	0.00	0.00	0.00	0.00	0.00	0.00	0.00	0.00	0.00	0.00	0.00	0.00
		SINV - SR. INVESTIGATOR	0.00	0.00	0.00	0.00	0.00	0.00	0.00	0.00	4.00	0.00	0.00	4.00	4.00	0.00	0.00	4.00
		SRSE - SENIOR SECRETARY	6.00	0.00	0.00	6.00	6.00	0.00	0.00	6.00	6.00	0.00	0.00	6.00	6.00	0.00	0.00	6.00
		Total	**26.35**	**2.00**	**0.00**	**28.35**	**28.00**	**1.00**	**0.00**	**29.00**	**30.15**	**2.00**	**0.00**	**32.15**	**31.80**	**2.00**	**0.00**	**33.80**
	STATE COURT (2300)	ADMA - ADMINISTRATIVE ASSISTANT	3.00	0.00	0.00	3.00	3.00	0.00	0.00	3.00	3.00	0.00	0.00	3.00	3.00	0.00	0.00	3.00
		LCLK - LAW CLERK	1.00	0.00	0.00	1.00	1.00	0.00	0.00	1.00	2.00	0.00	0.00	2.00	3.00	0.00	0.00	3.00
		SJDG - STATE COURT JUDGE	3.00	0.00	0.00	3.00	3.00	0.00	0.00	3.00	3.00	0.00	0.00	3.00	3.00	0.00	0.00	3.00
		Total	**7.00**	**0.00**	**0.00**	**7.00**	**7.00**	**0.00**	**0.00**	**7.00**	**8.00**	**0.00**	**0.00**	**8.00**	**9.00**	**0.00**	**0.00**	**9.00**

			2018 Budget				2019 Budget				2020 Budget				2021 Budget			
			FT	PT	SPT	Total	FT	PT	SPT	Total	FT	PT	SPT	Total	FT	PT	SPT	Total
GENERAL FUND (100)	STATE COURT SOLICITOR (2310)	ASSO - ASSISTANT SOLICITOR	8.00	0.00	0.00	8.00	8.00	0.00	0.00	8.00	8.00	0.00	0.00	8.00	8.00	0.00	0.00	8.00
		CFAS - CHIEF ASST SOLICITOR	1.00	0.00	0.00	1.00	1.00	0.00	0.00	1.00	1.00	0.00	0.00	1.00	1.00	0.00	0.00	1.00
		CLK2 - CLERK 2	1.00	0.00	0.00	1.00	2.00	0.00	0.00	2.00	2.00	0.00	0.00	2.00	2.00	0.00	0.00	2.00
		DASG - DPTY ASG	1.00	0.00	0.00	1.00	1.00	0.00	0.00	1.00	1.00	0.00	0.00	1.00	1.00	0.00	0.00	1.00
		INVS - INVESTIGATOR	3.00	0.00	0.00	3.00	3.00	0.00	0.00	3.00	3.00	0.00	0.00	3.00	3.00	0.00	0.00	3.00
		PTCL - PT CLERICAL	0.00	2.00	0.00	2.00	0.00	2.00	0.00	2.00	0.00	2.00	0.00	2.00	0.00	2.00	0.00	2.00
		SEC2 - SECRETARY II	2.00	0.00	0.00	2.00	2.00	0.00	0.00	2.00	2.00	0.00	0.00	2.00	2.00	0.00	0.00	2.00
		SECR - SECRETARY I	2.00	0.00	0.00	2.00	2.00	0.00	0.00	2.00	2.00	0.00	0.00	2.00	2.00	0.00	0.00	2.00
		SOLI - SOLICITOR	1.00	0.00	0.00	1.00	1.00	0.00	0.00	1.00	1.00	0.00	0.00	1.00	1.00	0.00	0.00	1.00
		TRAS - TRIAL ASSISTANT	4.00	0.00	0.00	4.00	4.00	0.00	0.00	4.00	4.00	0.00	0.00	4.00	4.00	0.00	0.00	4.00
		Total	**23.00**	**2.00**	**0.00**	**25.00**	**24.00**	**2.00**	**0.00**	**26.00**	**24.00**	**2.00**	**0.00**	**26.00**	**24.00**	**2.00**	**0.00**	**26.00**
	MAGISTRATE COURT (2400)	ADMA - ADMINISTRATIVE ASSISTANT	1.00	0.00	0.00	1.00	1.00	0.00	0.00	1.00	1.00	0.00	0.00	1.00	1.00	0.00	0.00	1.00
		CAMJ - CHIEF ASSOCIATE MAG. JUDGE	1.00	0.00	0.00	1.00	1.00	0.00	0.00	1.00	1.00	0.00	0.00	1.00	1.00	0.00	0.00	1.00
		CMJG - CHIEF MAGISTRATE JUDGE	1.00	0.00	0.00	1.00	1.00	0.00	0.00	1.00	1.00	0.00	0.00	1.00	1.00	0.00	0.00	1.00
		PTCO - PT COUNTY/STATE	0.00	7.00	0.00	7.00	0.00	7.00	0.00	7.00	0.00	7.00	0.00	7.00	0.00	7.00	0.00	7.00
		Total	**3.00**	**7.00**	**0.00**	**10.00**	**3.00**	**7.00**	**0.00**	**10.00**	**3.00**	**7.00**	**0.00**	**10.00**	**3.00**	**7.00**	**0.00**	**10.00**
	PROBATE COURT (2450)	CLK1 - CLERK 1	0.00	0.00	0.00	0.00	0.00	0.00	0.00	0.00	0.00	0.00	0.00	0.00	1.00	0.00	0.00	1.00
		DRLI - DIRECTOR - LICENSING OPERATION	1.00	0.00	0.00	1.00	1.00	0.00	0.00	1.00	1.00	0.00	0.00	1.00	1.00	0.00	0.00	1.00
		HROF - HEARING OFFICER - PROBATE	1.00	0.00	0.00	1.00	1.00	0.00	0.00	1.00	1.00	0.00	0.00	1.00	1.00	0.00	0.00	1.00
		PJDG - PROBATE JUDGE	1.00	0.00	0.00	1.00	1.00	0.00	0.00	1.00	1.00	0.00	0.00	1.00	1.00	0.00	0.00	1.00
		PTCL - PT CLERICAL	0.00	1.00	0.00	1.00	0.00	1.00	0.00	1.00	0.00	1.00	0.00	1.00	0.00	0.00	0.00	0.00
		SRDC - SR DEPUTY CLERK	6.00	0.00	0.00	6.00	6.00	0.00	0.00	6.00	6.00	0.00	0.00	6.00	6.00	0.00	0.00	6.00
		Total	**9.00**	**1.00**	**0.00**	**10.00**	**9.00**	**1.00**	**0.00**	**10.00**	**9.00**	**1.00**	**0.00**	**10.00**	**10.00**	**0.00**	**0.00**	**10.00**
	JUVENILE COURT (2600)	ADMA - ADMINISTRATIVE ASSISTANT	2.00	0.00	0.00	2.00	2.00	0.00	0.00	2.00	2.00	0.00	0.00	2.00	2.00	0.00	0.00	2.00

			2018 Budget				2019 Budget				2020 Budget				2021 Budget			
			FT	PT	SPT	Total	FT	PT	SPT	Total	FT	PT	SPT	Total	FT	PT	SPT	Total
GENERAL FUND (100)	JUVENILE COURT (2600)	JCIO - JUVENILE COURT INTAKE OFFICER	1.00	0.00	0.00	1.00	1.00	0.00	0.00	1.00	1.00	0.00	0.00	1.00	1.00	0.00	0.00	1.00
		JCPM - JUV COURT PROGRAM MGR	2.00	0.00	0.00	2.00	2.00	0.00	0.00	2.00	2.00	0.00	0.00	2.00	2.00	0.00	0.00	2.00
		JJDG - JUVENILE COURT JUDGE	2.00	0.00	0.00	2.00	2.00	0.00	0.00	2.00	2.00	0.00	0.00	2.00	2.00	0.00	0.00	2.00
		Total	**7.00**	**0.00**	**0.00**	**7.00**	**7.00**	**0.00**	**0.00**	**7.00**	**7.00**	**0.00**	**0.00**	**7.00**	**7.00**	**0.00**	**0.00**	**7.00**
	INDIGENT DEFENSE (2810)	COUI - COUNSELOR/INVESTIGATOR	0.00	0.00	0.00	0.00	0.00	0.00	0.00	0.00	0.00	0.00	0.00	0.00	2.00	0.00	0.00	2.00
		DRID - DIR/INDIGENT DEFENSE	0.00	0.00	0.00	0.00	0.00	0.00	0.00	0.00	0.00	0.00	0.00	0.00	1.00	0.00	0.00	1.00
		SECR - SECRETARY I	0.00	0.00	0.00	0.00	0.00	0.00	0.00	0.00	0.00	0.00	0.00	0.00	1.00	0.00	0.00	1.00
		Total	**0.00**	**0.00**	**0.00**	**0.00**	**0.00**	**0.00**	**0.00**	**0.00**	**0.00**	**0.00**	**0.00**	**0.00**	**4.00**	**0.00**	**0.00**	**4.00**
	SHERIFF ADMINISTRATION (3310)	ACCM - ACCREDITATION MANAGER	0.00	0.00	0.00	0.00	1.00	0.00	0.00	1.00	1.00	0.00	0.00	1.00	1.00	0.00	0.00	1.00
		ADMA - ADMINISTRATIVE ASSISTANT	2.00	0.00	0.00	2.00	1.00	0.00	0.00	1.00	1.00	0.00	0.00	1.00	0.00	0.00	0.00	0.00
		ADSP - ADMIN SUPERVISOR	1.00	0.00	0.00	1.00	1.00	0.00	0.00	1.00	1.00	0.00	0.00	1.00	1.00	0.00	0.00	1.00
		BOAD - BOND ADMINISTRATOR	1.00	0.00	0.00	1.00	1.00	0.00	0.00	1.00	1.00	0.00	0.00	1.00	1.00	0.00	0.00	1.00
		CAPS - CAPTAIN SHERIFF'S OFFICE	8.00	0.00	0.00	8.00	8.00	0.00	0.00	8.00	9.00	0.00	0.00	9.00	10.00	0.00	0.00	10.00
		CFDS - CHIEF DEPUTY SHERIFF	1.00	0.00	0.00	1.00	1.00	0.00	0.00	1.00	1.00	0.00	0.00	1.00	1.00	0.00	0.00	1.00
		CLK1 - CLERK 1	17.00	0.00	0.00	17.00	17.00	0.00	0.00	17.00	17.00	0.00	0.00	17.00	16.00	0.00	0.00	16.00
		CLK2 - CLERK 2	1.00	0.00	0.00	1.00	6.00	0.00	0.00	6.00	5.00	0.00	0.00	5.00	6.00	0.00	0.00	6.00
		COOS - COMM OFFICER SHERIFF	9.00	0.00	0.00	9.00	9.00	0.00	0.00	9.00	9.00	0.00	0.00	9.00	9.00	0.00	0.00	9.00
		CORP - CORPORAL	43.00	0.00	0.00	43.00	52.00	0.00	0.00	52.00	53.00	0.00	0.00	53.00	53.00	0.00	0.00	53.00
		CRAN - CRIME ANALYST	2.00	0.00	0.00	2.00	3.00	0.00	0.00	3.00	2.00	0.00	0.00	2.00	3.00	0.00	0.00	3.00
		CROP - CONTROL ROOM OPERATOR	1.00	0.00	0.00	1.00	1.00	0.00	0.00	1.00	1.00	0.00	0.00	1.00	1.00	0.00	0.00	1.00
		DCMS - DETENTION CENTER MAINT SUPVSR	1.00	0.00	0.00	1.00	1.00	0.00	0.00	1.00	1.00	0.00	0.00	1.00	1.00	0.00	0.00	1.00
		DEPU - DEPUTY UNCERTIFED	4.00	0.00	0.00	4.00	3.00	0.00	0.00	3.00	3.00	0.00	0.00	3.00	0.00	0.00	0.00	0.00
		DPTY - DEPUTY - CERTIFIED	242.00	0.00	0.00	242.00	229.00	0.00	0.00	229.00	237.00	0.00	0.00	237.00	252.00	0.00	0.00	252.00
		DRCO - DIRECTOR OF COMMUNICATIONS	0.00	0.00	0.00	0.00	0.00	0.00	0.00	0.00	1.00	0.00	0.00	1.00	0.00	0.00	0.00	0.00

			2018 Budget				2019 Budget				2020 Budget				2021 Budget			
			FT	PT	SPT	Total	FT	PT	SPT	Total	FT	PT	SPT	Total	FT	PT	SPT	Total
GENERAL FUND (100)	SHERIFF ADMINISTRATION (3310)	EVCU - EVIDENCE CUSTODIAN	3.00	0.00	0.00	3.00	3.00	0.00	0.00	3.00	3.00	0.00	0.00	3.00	3.00	0.00	0.00	3.00
		EXAS - EXECUTIVE ASSISTANT	1.00	0.00	0.00	1.00	2.00	0.00	0.00	2.00	2.00	0.00	0.00	2.00	2.00	0.00	0.00	2.00
		FCTH - FORENSIC COMPUTER TECHNICIAN	1.00	0.00	0.00	1.00	1.00	0.00	0.00	1.00	1.00	0.00	0.00	1.00	1.00	0.00	0.00	1.00
		FTMG - FLEET MANAGER SO	0.00	0.00	0.00	0.00	0.00	0.00	0.00	0.00	0.00	0.00	0.00	0.00	1.00	0.00	0.00	1.00
		HRAS - HR ASSISTANT	0.00	0.00	0.00	0.00	1.00	0.00	0.00	1.00	1.00	0.00	0.00	1.00	1.00	0.00	0.00	1.00
		HRSP - HR SPECIALIST	1.00	0.00	0.00	1.00	1.00	0.00	0.00	1.00	1.00	0.00	0.00	1.00	1.00	0.00	0.00	1.00
		ICCO - INMATE COURT COORDINATOR	2.00	0.00	0.00	2.00	2.00	0.00	0.00	2.00	2.00	0.00	0.00	2.00	2.00	0.00	0.00	2.00
		INSM - INFORMATION SYSTEM MANAGER	0.00	0.00	0.00	0.00	0.00	0.00	0.00	0.00	1.00	0.00	0.00	1.00	1.00	0.00	0.00	1.00
		LTCS - LT COLONEL SHERIFF	1.00	0.00	0.00	1.00	1.00	0.00	0.00	1.00	1.00	0.00	0.00	1.00	1.00	0.00	0.00	1.00
		LTSH - LIEUTENANT - SHERIFF	19.00	0.00	0.00	19.00	21.00	0.00	0.00	21.00	21.00	0.00	0.00	21.00	22.00	0.00	0.00	22.00
		MAJS - MAJOR SHERIFF	2.00	0.00	0.00	2.00	2.00	0.00	0.00	2.00	2.00	0.00	0.00	2.00	2.00	0.00	0.00	2.00
		MNTH - MAINTENANCE TECHNICIAN	2.00	0.00	0.00	2.00	2.00	0.00	0.00	2.00	2.00	0.00	0.00	2.00	4.00	0.00	0.00	4.00
		PT - PART-TIME	0.00	0.00	0.00	0.00	0.00	0.00	0.00	0.00	0.00	0.00	0.00	0.00	0.00	1.00	0.00	1.00
		PTCD - PT CERTIFIED DEPUTY	0.00	0.00	0.00	0.00	0.00	0.00	0.00	0.00	0.00	0.00	0.00	0.00	0.00	3.00	0.00	3.00
		PTDP - PT DEPUTY	0.00	5.00	0.00	5.00	0.00	5.00	0.00	5.00	0.00	5.00	0.00	5.00	0.00	5.00	0.00	5.00
		PTQM - PART TIME QUARTERMASTER	0.00	0.00	0.00	0.00	0.00	1.00	0.00	1.00	0.00	0.00	0.00	0.00	0.00	0.00	0.00	0.00
		PTXG - PT CROSSING GUARD	0.00	14.00	0.00	14.00	0.00	11.00	0.00	11.00	0.00	12.00	0.00	12.00	0.00	10.00	0.00	10.00
		RECO - RECORDS COORDINATOR	2.00	0.00	0.00	2.00	2.00	0.00	0.00	2.00	2.00	0.00	0.00	2.00	3.00	0.00	0.00	3.00
		RECP - RECEPTIONIST	1.00	0.00	0.00	1.00	0.00	0.00	0.00	0.00	0.00	0.00	0.00	0.00	0.00	0.00	0.00	0.00
		RMSM - RMS MANAGER	0.00	0.00	0.00	0.00	0.00	0.00	0.00	0.00	0.00	0.00	0.00	0.00	1.00	0.00	0.00	1.00
		SEC2 - SECRETARY II	2.00	0.00	0.00	2.00	2.00	0.00	0.00	2.00	2.00	0.00	0.00	2.00	2.00	0.00	0.00	2.00
		SECR - SECRETARY I	1.00	0.00	0.00	1.00	1.00	0.00	0.00	1.00	1.00	0.00	0.00	1.00	1.00	0.00	0.00	1.00
		SGTS - SERGEANT SHERIFF	37.00	0.00	0.00	37.00	36.00	0.00	0.00	36.00	37.00	0.00	0.00	37.00	37.00	0.00	0.00	37.00
		SHER - SHERIFF	1.00	0.00	0.00	1.00	1.00	0.00	0.00	1.00	1.00	0.00	0.00	1.00	1.00	0.00	0.00	1.00

			2018 Budget				2019 Budget				2020 Budget				2021 Budget			
			FT	PT	SPT	Total	FT	PT	SPT	Total	FT	PT	SPT	Total	FT	PT	SPT	Total
GENERAL FUND (100)	SHERIFF ADMINISTRATION (3310)	SRCL - SENIOR CLERK I	1.00	0.00	0.00	1.00	1.00	0.00	0.00	1.00	2.00	0.00	0.00	2.00	2.00	0.00	0.00	2.00
		SRSE - SENIOR SECRETARY	2.00	0.00	0.00	2.00	2.00	0.00	0.00	2.00	2.00	0.00	0.00	2.00	2.00	0.00	0.00	2.00
		TACS - TAC OFFICER - SHERIFF	2.00	0.00	0.00	2.00	2.00	0.00	0.00	2.00	2.00	0.00	0.00	2.00	2.00	0.00	0.00	2.00
		UDPY - DEPUTY - UNCERTIFIED	1.00	0.00	0.00	1.00	1.00	0.00	0.00	1.00	1.00	0.00	0.00	1.00	0.00	0.00	0.00	0.00
		WROC - WARRANT OFFICE COORDINATOR	1.00	0.00	0.00	1.00	1.00	0.00	0.00	1.00	1.00	0.00	0.00	1.00	1.00	0.00	0.00	1.00
		Total	**416.00**	**19.00**	**0.00**	**435.00**	**419.00**	**17.00**	**0.00**	**436.00**	**431.00**	**17.00**	**0.00**	**448.00**	**448.00**	**19.00**	**0.00**	**467.00**
	COUNTY PROBATION (3450)	CPAT - CNTY PROBATION ACCOUNTS TECHNI	0.00	0.00	0.00	0.00	0.00	0.00	0.00	0.00	1.00	0.00	0.00	1.00	1.00	0.00	0.00	1.00
		CPDT - CNTY PROBATION DRUG TEST TECHN	0.00	0.00	0.00	0.00	0.00	0.00	0.00	0.00	1.00	0.00	0.00	1.00	1.00	0.00	0.00	1.00
		CPIC - CNTY PROBATION CRT INTAKE CLK	0.00	0.00	0.00	0.00	0.00	0.00	0.00	0.00	1.00	0.00	0.00	1.00	1.00	0.00	0.00	1.00
		CPOM - CNTY PROBATION OPERATIONS MGR	0.00	0.00	0.00	0.00	0.00	0.00	0.00	0.00	1.00	0.00	0.00	1.00	1.00	0.00	0.00	1.00
		CPPO - COUNTY PROBATION OFFICER	0.00	0.00	0.00	0.00	0.00	0.00	0.00	0.00	5.00	0.00	0.00	5.00	7.00	0.00	0.00	7.00
		DCPM - DIRECTOR CNTY PROBATION MARSHA	0.00	0.00	0.00	0.00	0.00	0.00	0.00	0.00	1.00	0.00	0.00	1.00	1.00	0.00	0.00	1.00
		Total	**0.00**	**0.00**	**0.00**	**0.00**	**0.00**	**0.00**	**0.00**	**0.00**	**10.00**	**0.00**	**0.00**	**10.00**	**12.00**	**0.00**	**0.00**	**12.00**
	CORONER (3700)	CORN - CORONER	1.00	0.00	0.00	1.00	1.00	0.00	0.00	1.00	1.00	0.00	0.00	1.00	1.00	0.00	0.00	1.00
		PTCL - PT CLERICAL	0.00	0.00	0.00	0.00	0.00	0.00	0.00	0.00	0.00	1.00	0.00	1.00	0.00	1.00	0.00	1.00
		PTCN - PT CORNER	0.00	3.00	0.00	3.00	0.00	6.00	0.00	6.00	0.00	6.00	0.00	6.00	0.00	6.00	0.00	6.00
		Total	**1.00**	**3.00**	**0.00**	**4.00**	**1.00**	**6.00**	**0.00**	**7.00**	**1.00**	**7.00**	**0.00**	**8.00**	**1.00**	**7.00**	**0.00**	**8.00**
	ANIMAL CONTROL (3910)	ANCO - ANIMAL CONTROL OFFICER	6.00	0.00	0.00	6.00	6.00	0.00	0.00	6.00	6.00	0.00	0.00	6.00	6.00	0.00	0.00	6.00
		CMED - CO MARSHAL 911 DIR	0.06	0.00	0.00	0.06	0.00	0.00	0.00	0.00	0.00	0.00	0.00	0.00	0.00	0.00	0.00	0.00
		Total	**6.06**	**0.00**	**0.00**	**6.06**	**6.00**	**0.00**	**0.00**	**6.00**	**6.00**	**0.00**	**0.00**	**6.00**	**6.00**	**0.00**	**0.00**	**6.00**
	ANIMAL SHELTER (3915)	ADMA - ADMINISTRATIVE ASSISTANT	0.00	0.00	0.00	0.00	1.00	0.00	0.00	1.00	1.00	0.00	0.00	1.00	1.00	0.00	0.00	1.00
		ANIS - A-SHELTER INTAKE SUPER	0.00	0.00	0.00	0.00	1.00	0.00	0.00	1.00	1.00	0.00	0.00	1.00	1.00	0.00	0.00	1.00
		ANPM - ANIMAL SHELTER PROGRAM MGR	0.00	0.00	0.00	0.00	1.00	0.00	0.00	1.00	1.00	0.00	0.00	1.00	1.00	0.00	0.00	1.00
		ANS1 - ANIMAL SUPPORT SPEC 1	0.00	0.00	0.00	0.00	6.00	0.00	0.00	6.00	4.00	0.00	0.00	4.00	5.00	0.00	0.00	5.00

			2018 Budget				2019 Budget				2020 Budget				2021 Budget			
			FT	PT	SPT	Total	FT	PT	SPT	Total	FT	PT	SPT	Total	FT	PT	SPT	Total
GENERAL FUND (100)	ANIMAL SHELTER (3915)	ANS2 - ANIMAL SUPPORT SPEC 2	0.00	0.00	0.00	0.00	3.00	0.00	0.00	3.00	6.00	0.00	0.00	6.00	6.00	0.00	0.00	6.00
		ANS3 - ANIMAL SUPPORT SPECIALIST 3	0.00	0.00	0.00	0.00	2.00	0.00	0.00	2.00	2.00	0.00	0.00	2.00	1.00	0.00	0.00	1.00
		ANVT - VETERINARY TECHNICIAN	0.00	0.00	0.00	0.00	1.00	0.00	0.00	1.00	1.00	0.00	0.00	1.00	1.00	0.00	0.00	1.00
		CMED - CO MARSHAL 911 DIR	0.00	0.00	0.00	0.00	0.00	0.00	0.00	0.00	0.00	0.00	0.00	0.00	0.00	0.00	0.00	0.00
		DRAS - DIRECTOR - ANIMAL SHELTER	0.00	0.00	0.00	0.00	1.00	0.00	0.00	1.00	1.00	0.00	0.00	1.00	1.00	0.00	0.00	1.00
		PTAS - PT ANIMAL SUPPORT SPEC 1	0.00	0.00	0.00	0.00	0.00	1.00	0.00	1.00	0.00	1.00	0.00	1.00	0.00	1.00	0.00	1.00
		Total	**0.00**	**0.00**	**0.00**	**0.00**	**16.00**	**1.00**	**0.00**	**17.00**	**17.00**	**1.00**	**0.00**	**18.00**	**17.00**	**1.00**	**0.00**	**18.00**
	EMERGENCY MANAGEMENT AGENCY (3920)	DDEM - DEPUTY DIRECTOR EMA	1.00	0.00	0.00	1.00	1.00	0.00	0.00	1.00	1.00	0.00	0.00	1.00	1.00	0.00	0.00	1.00
		DRHS - DIRECTOR/HOMELAND SECURITY	1.00	0.00	0.00	1.00	1.00	0.00	0.00	1.00	1.00	0.00	0.00	1.00	1.00	0.00	0.00	1.00
		ISAN - INFORMATION SYSTEM ANALYST	1.00	0.00	0.00	1.00	1.00	0.00	0.00	1.00	1.00	0.00	0.00	1.00	1.00	0.00	0.00	1.00
		Total	**3.00**	**0.00**	**0.00**	**3.00**	**3.00**	**0.00**	**0.00**	**3.00**	**3.00**	**0.00**	**0.00**	**3.00**	**3.00**	**0.00**	**0.00**	**3.00**
	ROADS & BRIDGES (4100)	ADMA - ADMINISTRATIVE ASSISTANT	1.00	0.00	0.00	1.00	1.00	0.00	0.00	1.00	1.00	0.00	0.00	1.00	1.00	0.00	0.00	1.00
		DRRB - DIRECTOR ROADS & BRIDGES	1.00	0.00	0.00	1.00	1.00	0.00	0.00	1.00	1.00	0.00	0.00	1.00	1.00	0.00	0.00	1.00
		EO01 - EQUIPMENT OPERATOR I	3.00	0.00	0.00	3.00	2.00	0.00	0.00	2.00	2.00	0.00	0.00	2.00	2.00	0.00	0.00	2.00
		EO02 - EQUIPMENT OPERATOR II	2.00	0.00	0.00	2.00	4.00	0.00	0.00	4.00	4.00	0.00	0.00	4.00	4.00	0.00	0.00	4.00
		HVOP - HEAVY EQUIPMENT OPERATOR	3.00	0.00	0.00	3.00	0.00	0.00	0.00	0.00	0.00	0.00	0.00	0.00	0.00	0.00	0.00	0.00
		LB - LABORER	0.00	0.00	0.00	0.00	13.00	0.00	0.00	13.00	15.00	0.00	0.00	15.00	15.00	0.00	0.00	15.00
		LBO1 - LABORER I	6.00	0.00	0.00	6.00	4.00	0.00	0.00	4.00	2.00	0.00	0.00	2.00	2.00	0.00	0.00	2.00
		LBO2 - LABORER II	9.00	0.00	0.00	9.00	0.00	0.00	0.00	0.00	0.00	0.00	0.00	0.00	0.00	0.00	0.00	0.00
		LDO2 - LEAD OPERATOR 2	1.00	0.00	0.00	1.00	3.00	0.00	0.00	3.00	3.00	0.00	0.00	3.00	4.00	0.00	0.00	4.00
		LDOP - LEAD OPERATOR	0.00	0.00	0.00	0.00	1.00	0.00	0.00	1.00	1.00	0.00	0.00	1.00	1.00	0.00	0.00	1.00
		MGRB - MANAGER - ROADS & BRIDGES	2.00	0.00	0.00	2.00	1.00	0.00	0.00	1.00	1.00	0.00	0.00	1.00	1.00	0.00	0.00	1.00
		OMRB - OPERATIONS MGR R&B	0.00	0.00	0.00	0.00	1.00	0.00	0.00	1.00	1.00	0.00	0.00	1.00	1.00	0.00	0.00	1.00
		SMTH - SIGN AND MARKING TECHINICIAN	1.00	0.00	0.00	1.00	1.00	0.00	0.00	1.00	1.00	0.00	0.00	1.00	1.00	0.00	0.00	1.00

			2018 Budget				2019 Budget				2020 Budget				2021 Budget			
			FT	PT	SPT	Total	FT	PT	SPT	Total	FT	PT	SPT	Total	FT	PT	SPT	Total
GENERAL FUND (100)	ROADS & BRIDGES (4100)	STRB - SEASONAL ROADS BRIDGES	0.00	0.00	10.00	10.00	0.00	0.00	10.00	10.00	0.00	0.00	10.00	10.00	0.00	0.00	10.00	10.00
		SURB - SUPERVISOR/ROADS & BRIDGES	3.00	0.00	0.00	3.00	3.00	0.00	0.00	3.00	3.00	0.00	0.00	3.00	3.00	0.00	0.00	3.00
		TR01 - TRUCK DRIVER I	1.00	0.00	0.00	1.00	1.00	0.00	0.00	1.00	1.00	0.00	0.00	1.00	1.00	0.00	0.00	1.00
		TR02 - TRUCK DRIVER II	5.00	0.00	0.00	5.00	5.00	0.00	0.00	5.00	5.00	0.00	0.00	5.00	5.00	0.00	0.00	5.00
		Total	**38.00**	**0.00**	**10.00**	**48.00**	**41.00**	**0.00**	**10.00**	**51.00**	**41.00**	**0.00**	**10.00**	**51.00**	**42.00**	**0.00**	**10.00**	**52.00**
	STORMWATER ENGINEERING (4252)	SWCO - STORMWATER COORDINATOR	2.00	0.00	0.00	2.00	2.00	0.00	0.00	2.00	1.00	0.00	0.00	1.00	1.00	0.00	0.00	1.00
		SWIN - STORMWATER INSP	2.00	0.00	0.00	2.00	3.00	0.00	0.00	3.00	3.00	0.00	0.00	3.00	3.00	0.00	0.00	3.00
		SWMG - STORM WATER MANAGER	0.00	0.00	0.00	0.00	0.00	0.00	0.00	0.00	0.76	0.00	0.00	0.76	0.76	0.00	0.00	0.76
		Total	**4.00**	**0.00**	**0.00**	**4.00**	**5.00**	**0.00**	**0.00**	**5.00**	**4.76**	**0.00**	**0.00**	**4.76**	**4.76**	**0.00**	**0.00**	**4.76**
	ENGINEERING (4271)	ACOE - ASST COUNTY ENGINEER	1.00	0.00	0.00	1.00	1.00	0.00	0.00	1.00	1.00	0.00	0.00	1.00	1.00	0.00	0.00	1.00
		ADMA - ADMINISTRATIVE ASSISTANT	0.65	0.00	0.00	0.65	1.00	0.00	0.00	1.00	0.75	0.00	0.00	0.75	0.75	0.00	0.00	0.75
		ARBO - ARBORIST	1.00	0.00	0.00	1.00	1.00	0.00	0.00	1.00	1.00	0.00	0.00	1.00	1.00	0.00	0.00	1.00
		CDAD - COMMUNITY DEV AGENCY DIR	0.00	0.00	0.00	0.00	1.00	0.00	0.00	1.00	0.50	0.00	0.00	0.50	0.50	0.00	0.00	0.50
		DVIM - DEVELOPMENT INSPECTION MANAGER	3.00	0.00	0.00	3.00	1.00	0.00	0.00	1.00	1.00	0.00	0.00	1.00	1.00	0.00	0.00	1.00
		DVIN - DEVELOPMENT INSPECTOR	2.00	0.00	0.00	2.00	4.00	0.00	0.00	4.00	4.00	0.00	0.00	4.00	4.00	0.00	0.00	4.00
		ENAT - ENGINEERING ASSISTANT	1.00	0.00	0.00	1.00	1.00	0.00	0.00	1.00	2.00	0.00	0.00	2.00	2.00	0.00	0.00	2.00
		PCET - PRECONST ENG TRANSPORTATION	1.00	0.00	0.00	1.00	1.00	0.00	0.00	1.00	1.00	0.00	0.00	1.00	1.00	0.00	0.00	1.00
		PTDI - PT DEVELOPMENT INSPECTOR	0.00	1.00	0.00	1.00	0.00	0.00	0.00	0.00	0.00	0.00	0.00	0.00	0.00	0.00	0.00	0.00
		PWAD - PUBLIC WORKS AGENCY DIR	0.35	0.00	0.00	0.35	0.00	0.00	0.00	0.00	0.00	0.00	0.00	0.00	0.00	0.00	0.00	0.00
		Total	**10.00**	**1.00**	**0.00**	**11.00**	**11.00**	**0.00**	**0.00**	**11.00**	**11.25**	**0.00**	**0.00**	**11.25**	**11.25**	**0.00**	**0.00**	**11.25**
	RECYCLING CENTER (4540)	ADMA - ADMINISTRATIVE ASSISTANT	0.10	0.00	0.00	0.10	0.00	0.00	0.00	0.00	0.00	0.00	0.00	0.00	0.00	0.00	0.00	0.00
		PTRE - PT RECYCLING	0.00	3.00	0.00	3.00	0.00	3.00	0.00	3.00	0.00	3.00	0.00	3.00	0.00	2.00	0.00	2.00
		RECS - RECYCLING CENTER SUPERVISOR	1.00	0.00	0.00	1.00	1.00	0.00	0.00	1.00	1.00	0.00	0.00	1.00	1.00	0.00	0.00	1.00
		REOP - RECYCLING OPERATOR	1.00	0.00	0.00	1.00	1.00	0.00	0.00	1.00	1.00	0.00	0.00	1.00	2.00	0.00	0.00	2.00

			2018 Budget				2019 Budget				2020 Budget				2021 Budget			
			FT	PT	SPT	Total	FT	PT	SPT	Total	FT	PT	SPT	Total	FT	PT	SPT	Total
GENERAL FUND (100)	RECYCLING CENTER (4540)	Total	2.10	3.00	0.00	5.10	2.00	3.00	0.00	5.00	2.00	3.00	0.00	5.00	3.00	2.00	0.00	5.00
	COMMUNITY SERVICE AGENCY (5500)	CSAD - COMMUNITY SERVICE AGENCY DIR	0.00	0.00	0.00	0.00	0.00	0.00	0.00	0.00	1.00	0.00	0.00	1.00	1.00	0.00	0.00	1.00
		Total	0.00	0.00	0.00	0.00	0.00	0.00	0.00	0.00	1.00	0.00	0.00	1.00	1.00	0.00	0.00	1.00
	CONSERVATION ADMINISTRATION (7110)	SOIL - SOIL CONSERVATION	1.00	0.00	0.00	1.00	1.00	0.00	0.00	1.00	1.00	0.00	0.00	1.00	1.00	0.00	0.00	1.00
		Total	1.00	0.00	0.00	1.00	1.00	0.00	0.00	1.00	1.00	0.00	0.00	1.00	1.00	0.00	0.00	1.00
	BUILDING INSPECTIONS (7220)	BLDC - BLDG INSP - COMMERCIAL	1.00	0.00	0.00	1.00	1.00	0.00	0.00	1.00	1.00	0.00	0.00	1.00	1.00	0.00	0.00	1.00
		BLDI - BUILDING INSPECTOR	5.00	0.00	0.00	5.00	6.00	0.00	0.00	6.00	6.00	0.00	0.00	6.00	6.00	0.00	0.00	6.00
		COPR - COMMERCIAL PLAN REVIEW	1.00	0.00	0.00	1.00	1.00	0.00	0.00	1.00	1.00	0.00	0.00	1.00	1.00	0.00	0.00	1.00
		DRBD - DIRECTOR BUILD/DEVELOP SERVICE	0.00	0.00	0.00	0.00	1.00	0.00	0.00	1.00	1.00	0.00	0.00	1.00	1.00	0.00	0.00	1.00
		DRBI - DIRECTOR - BUILDING INSPECTION	1.00	0.00	0.00	1.00	0.00	0.00	0.00	0.00	0.00	0.00	0.00	0.00	0.00	0.00	0.00	0.00
		SRBI - SENIOR BUILDING INSPECTOR	1.00	0.00	0.00	1.00	2.00	0.00	0.00	2.00	2.00	0.00	0.00	2.00	2.00	0.00	0.00	2.00
		Total	9.00	0.00	0.00	9.00	11.00	0.00	0.00	11.00	11.00	0.00	0.00	11.00	11.00	0.00	0.00	11.00
	PLANNING AND ZONING (7410)	CDAD - COMMUNITY DEV AGENCY DIR	1.00	0.00	0.00	1.00	0.00	0.00	0.00	0.00	0.00	0.00	0.00	0.00	0.00	0.00	0.00	0.00
		DPLU - DIRECTOR PLANNING & LAND USE	0.00	0.00	0.00	0.00	1.00	0.00	0.00	1.00	1.00	0.00	0.00	1.00	1.00	0.00	0.00	1.00
		EXAS - EXECUTIVE ASSISTANT	1.00	0.00	0.00	1.00	1.00	0.00	0.00	1.00	1.00	0.00	0.00	1.00	1.00	0.00	0.00	1.00
		PLNR - PLANNER	3.00	0.00	0.00	3.00	3.00	0.00	0.00	3.00	2.00	0.00	0.00	2.00	2.00	0.00	0.00	2.00
		PRPL - PRINCIPAL PLANNER	1.00	0.00	0.00	1.00	1.00	0.00	0.00	1.00	0.90	0.00	0.00	0.90	0.90	0.00	0.00	0.90
		PZTC - PLANNING/ZONING TECHNICIAN	1.00	0.00	0.00	1.00	1.00	0.00	0.00	1.00	1.00	0.00	0.00	1.00	1.00	0.00	0.00	1.00
		SRPL - SENIOR PLANNER	0.00	0.00	0.00	0.00	0.00	0.00	0.00	0.00	1.00	0.00	0.00	1.00	1.00	0.00	0.00	1.00
		ZADM - ZONING DIVISION MANAGER	1.00	0.00	0.00	1.00	1.00	0.00	0.00	1.00	1.00	0.00	0.00	1.00	1.00	0.00	0.00	1.00
		Total	8.00	0.00	0.00	8.00	8.00	0.00	0.00	8.00	7.90	0.00	0.00	7.90	7.90	0.00	0.00	7.90
	CODE ENFORCEMENT (7450)	ADMA - ADMINISTRATIVE ASSISTANT	1.00	0.00	0.00	1.00	1.00	0.00	0.00	1.00	1.00	0.00	0.00	1.00	1.00	0.00	0.00	1.00
		CMED - CO MARSHAL 911 DIR	0.11	0.00	0.00	0.11	0.00	0.00	0.00	0.00	0.50	0.00	0.00	0.50	0.50	0.00	0.00	0.50
		DPCM - DPTY CHIEF MARSHAL	0.00	0.00	0.00	0.00	1.00	0.00	0.00	1.00	1.00	0.00	0.00	1.00	1.00	0.00	0.00	1.00

			2018 Budget				2019 Budget				2020 Budget				2021 Budget			
			FT	PT	SPT	Total	FT	PT	SPT	Total	FT	PT	SPT	Total	FT	PT	SPT	Total
GENERAL FUND (100)	CODE ENFORCEMENT (7450)	DPMS - DEPUTY MARSHAL (CERT)	6.00	0.00	0.00	6.00	6.00	0.00	0.00	6.00	6.00	0.00	0.00	6.00	6.00	0.00	0.00	6.00
		DTEH - DIR TRAIN EMA/HOMELAND SECUR	1.00	0.00	0.00	1.00	1.00	0.00	0.00	1.00	1.00	0.00	0.00	1.00	1.00	0.00	0.00	1.00
		EXAS - EXECUTIVE ASSISTANT	1.00	0.00	0.00	1.00	1.00	0.00	0.00	1.00	1.00	0.00	0.00	1.00	1.00	0.00	0.00	1.00
		LTCE - LIEUTENANT MARSHAL	1.00	0.00	0.00	1.00	1.00	0.00	0.00	1.00	1.00	0.00	0.00	1.00	1.00	0.00	0.00	1.00
		MAJM - MAJOR MARSHAL	1.00	0.00	0.00	1.00	1.00	0.00	0.00	1.00	1.00	0.00	0.00	1.00	1.00	0.00	0.00	1.00
		MJCE - MAJOR MARSHAL	1.00	0.00	0.00	1.00	0.00	0.00	0.00	0.00	0.00	0.00	0.00	0.00	0.00	0.00	0.00	0.00
		SGTM - SERGEANT MARSHALL	1.00	0.00	0.00	1.00	2.00	0.00	0.00	2.00	2.00	0.00	0.00	2.00	2.00	0.00	0.00	2.00
		Total	**13.11**	**0.00**	**0.00**	**13.11**	**14.00**	**0.00**	**0.00**	**14.00**	**14.50**	**0.00**	**0.00**	**14.50**	**14.50**	**0.00**	**0.00**	**14.50**
	Total		**800.73**	**72.00**	**17.00**	**889.73**	**838.00**	**70.00**	**16.00**	**924.00**	**866.32**	**73.00**	**15.00**	**954.32**	**893.78**	**75.00**	**13.00**	**981.78**
EMERGENCY 911 TELEPHONE FUND (215)	EMERGENCY 911 TELEPHONE (3800)	ACCM - ACCREDITATION MANAGER	1.00	0.00	0.00	1.00	1.00	0.00	0.00	1.00	1.00	0.00	0.00	1.00	1.00	0.00	0.00	1.00
		ADMA - ADMINISTRATIVE ASSISTANT	1.00	0.00	0.00	1.00	1.00	0.00	0.00	1.00	1.00	0.00	0.00	1.00	1.00	0.00	0.00	1.00
		ADMC - ADMINISTRATIVE COMMANDER 911	0.00	0.00	0.00	0.00	1.00	0.00	0.00	1.00	1.00	0.00	0.00	1.00	1.00	0.00	0.00	1.00
		ADR9 - ASST DIRECTOR 911	1.00	0.00	0.00	1.00	1.00	0.00	0.00	1.00	1.00	0.00	0.00	1.00	0.00	0.00	0.00	0.00
		CADM - CAD MANAGER E911	1.00	0.00	0.00	1.00	1.00	0.00	0.00	1.00	1.00	0.00	0.00	1.00	1.00	0.00	0.00	1.00
		CMED - CO MARSHAL 911 DIR	0.67	0.00	0.00	0.67	1.00	0.00	0.00	1.00	0.50	0.00	0.00	0.50	0.50	0.00	0.00	0.50
		CO01 - COMMUNICATION OFFICER I	13.00	0.00	0.00	13.00	13.00	0.00	0.00	13.00	24.00	0.00	0.00	24.00	26.00	0.00	0.00	26.00
		COIT - COMM OFFICER IN TRAINING	3.00	0.00	0.00	3.00	4.00	0.00	0.00	4.00	1.00	0.00	0.00	1.00	0.00	0.00	0.00	0.00
		COOF - COMM OFFICER 911 COI/COIII	15.00	0.00	0.00	15.00	17.00	0.00	0.00	17.00	9.00	0.00	0.00	9.00	8.00	0.00	0.00	8.00
		COSS - COMM SYS SPECIALIST	1.00	0.00	0.00	1.00	1.00	0.00	0.00	1.00	1.00	0.00	0.00	1.00	1.00	0.00	0.00	1.00
		COSU - COMMUNICATIONS SUPERVISOR	4.00	0.00	0.00	4.00	4.00	0.00	0.00	4.00	4.00	0.00	0.00	4.00	4.00	0.00	0.00	4.00
		D911 - DIRECTOR/E911	0.00	0.00	0.00	0.00	0.00	0.00	0.00	0.00	0.00	0.00	0.00	0.00	1.00	0.00	0.00	1.00
		LCOO - LEAD COMMUNICATION OFFICER	4.00	0.00	0.00	4.00	4.00	0.00	0.00	4.00	4.00	0.00	0.00	4.00	4.00	0.00	0.00	4.00
		OPCO - OPERATIONS COMMANDER E911	0.00	0.00	0.00	0.00	1.00	0.00	0.00	1.00	1.00	0.00	0.00	1.00	1.00	0.00	0.00	1.00
		PT - PART-TIME	0.00	5.00	0.00	5.00	0.00	5.00	0.00	5.00	0.00	6.00	0.00	6.00	0.00	6.00	0.00	6.00

			2018 Budget				2019 Budget				2020 Budget				2021 Budget			
			FT	PT	SPT	Total	FT	PT	SPT	Total	FT	PT	SPT	Total	FT	PT	SPT	Total
EMERGENCY 911 TELEPHONE FUND (215)	EMERGENCY 911 TELEPHONE (3800)	PTCL - PT CLERICAL	0.00	4.00	0.00	4.00	0.00	4.00	0.00	4.00	0.00	3.00	0.00	3.00	0.00	3.00	0.00	3.00
		QAQI - QUALITY/QI	0.00	0.00	0.00	0.00	1.00	0.00	0.00	1.00	1.00	0.00	0.00	1.00	1.00	0.00	0.00	1.00
		RECO - RECORDS COORDINATOR	1.00	0.00	0.00	1.00	1.00	0.00	0.00	1.00	1.00	0.00	0.00	1.00	1.00	0.00	0.00	1.00
		SPCM - SPECIAL PROJECTS MANAGER	0.00	0.00	0.00	0.00	0.00	0.00	0.00	0.00	0.00	0.00	0.00	0.00	0.07	0.00	0.00	0.07
		TACF - TAC OFFICER FIRE/911	1.00	0.00	0.00	1.00	0.00	0.00	0.00	0.00	0.00	0.00	0.00	0.00	0.00	0.00	0.00	0.00
		TCOO - TRAINING COORDINATOR E911	1.00	0.00	0.00	1.00	1.00	0.00	0.00	1.00	1.00	0.00	0.00	1.00	1.00	0.00	0.00	1.00
		Total	**47.67**	**9.00**	**0.00**	**56.67**	**53.00**	**9.00**	**0.00**	**62.00**	**52.50**	**9.00**	**0.00**	**61.50**	**52.57**	**9.00**	**0.00**	**61.57**
	Total		**47.67**	**9.00**	**0.00**	**56.67**	**53.00**	**9.00**	**0.00**	**62.00**	**52.50**	**9.00**	**0.00**	**61.50**	**52.57**	**9.00**	**0.00**	**61.57**
SENIOR SERVICES FUND (221)	SENIOR CENTER (5520)	ADMA - ADMINISTRATIVE ASSISTANT	0.00	0.00	0.00	0.00	0.00	0.00	0.00	0.00	0.00	0.00	0.00	0.00	1.00	0.00	0.00	1.00
		BVCO - BUDGET VOUCHER COORDINATOR	1.00	0.00	0.00	1.00	1.00	0.00	0.00	1.00	1.00	0.00	0.00	1.00	1.00	0.00	0.00	1.00
		CSMG - CASE MANAGER	2.00	0.00	0.00	2.00	3.00	0.00	0.00	3.00	3.00	0.00	0.00	3.00	2.00	0.00	0.00	2.00
		DRSS - DIRECTOR - SENIOR SERVICES	1.00	0.00	0.00	1.00	1.00	0.00	0.00	1.00	1.00	0.00	0.00	1.00	1.00	0.00	0.00	1.00
		HDMA - HOME DELIVERED MEALS ASST	1.00	0.00	0.00	1.00	1.00	0.00	0.00	1.00	1.00	0.00	0.00	1.00	1.00	0.00	0.00	1.00
		HDMS - HDM SUPERVISOR/VOLUNTEER COORD	1.00	0.00	0.00	1.00	1.00	0.00	0.00	1.00	1.00	0.00	0.00	1.00	1.00	0.00	0.00	1.00
		HOMA - HOMEMAKER AIDE	3.00	0.00	0.00	3.00	3.00	0.00	0.00	3.00	3.00	0.00	0.00	3.00	3.00	0.00	0.00	3.00
		HOMS - HOMEMAKER SUPERVISOR	1.00	0.00	0.00	1.00	1.00	0.00	0.00	1.00	1.00	0.00	0.00	1.00	1.00	0.00	0.00	1.00
		IACD - I&A COORDINATOR	1.00	0.00	0.00	1.00	1.00	0.00	0.00	1.00	1.00	0.00	0.00	1.00	1.00	0.00	0.00	1.00
		IACR - I&A CAREGIVER	1.00	0.00	0.00	1.00	1.00	0.00	0.00	1.00	1.00	0.00	0.00	1.00	1.00	0.00	0.00	1.00
		PMSS - PROGRAM MANAGER SENIOR SVCS	1.00	0.00	0.00	1.00	1.00	0.00	0.00	1.00	1.00	0.00	0.00	1.00	1.00	0.00	0.00	1.00
		PTCL - PT CLERICAL	0.00	7.00	0.00	7.00	0.00	7.00	0.00	7.00	0.00	6.00	0.00	6.00	0.00	7.00	0.00	7.00
		PTCM - PT CASE MANAGER	0.00	1.00	0.00	1.00	0.00	0.00	0.00	0.00	0.00	0.00	0.00	0.00	0.00	0.00	0.00	0.00
		RCOO - RESOURCE COOD	0.00	0.00	0.00	0.00	0.00	0.00	0.00	0.00	1.00	0.00	0.00	1.00	1.00	0.00	0.00	1.00
		SCKA - KITCHEN/ACTIVITIES/AIDE	1.00	0.00	0.00	1.00	1.00	0.00	0.00	1.00	1.00	0.00	0.00	1.00	0.00	0.00	0.00	0.00
		SRAC - SR. ROAMERS ACTIVITIES COORDIN	0.00	0.00	0.00	0.00	0.00	0.00	0.00	0.00	0.00	0.00	0.00	0.00	1.00	0.00	0.00	1.00

			2018 Budget				2019 Budget				2020 Budget				2021 Budget			
			FT	PT	SPT	Total	FT	PT	SPT	Total	FT	PT	SPT	Total	FT	PT	SPT	Total
SENIOR SERVICES FUND (221)	SENIOR CENTER (5520)	SSAC - SENIOR SERVCES ACTIVITIES COOR	1.00	0.00	0.00	1.00	1.00	0.00	0.00	1.00	1.00	0.00	0.00	1.00	1.00	0.00	0.00	1.00
		Total	**15.00**	**8.00**	**0.00**	**23.00**	**16.00**	**7.00**	**0.00**	**23.00**	**17.00**	**6.00**	**0.00**	**23.00**	**17.00**	**7.00**	**0.00**	**24.00**
	Total		**15.00**	**8.00**	**0.00**	**23.00**	**16.00**	**7.00**	**0.00**	**23.00**	**17.00**	**6.00**	**0.00**	**23.00**	**17.00**	**7.00**	**0.00**	**24.00**
PARKS AND RECREATION (225)	CRPA ADMIN (6110)	ADMA - ADIM ASSISTANT	0.00	0.00	0.00	0.00	0.00	0.00	0.00	0.00	1.00	0.00	0.00	1.00	1.00	0.00	0.00	1.00
		BSMG - BUSINESS MANAGER	1.00	0.00	0.00	1.00	1.00	0.00	0.00	1.00	1.00	0.00	0.00	1.00	1.00	0.00	0.00	1.00
		DRRP - DIRECTOR - REC & PARKS	1.00	0.00	0.00	1.00	1.00	0.00	0.00	1.00	1.00	0.00	0.00	1.00	1.00	0.00	0.00	1.00
		PTRP - PT REC/PARK	0.00	4.00	0.00	4.00	0.00	4.00	0.00	4.00	0.00	4.00	0.00	4.00	0.00	4.00	0.00	4.00
		RECP - RECEPTIONIST	1.00	0.00	0.00	1.00	0.00	0.00	0.00	0.00	0.00	0.00	0.00	0.00	0.00	0.00	0.00	0.00
		Total	**3.00**	**4.00**	**0.00**	**7.00**	**2.00**	**4.00**	**0.00**	**6.00**	**3.00**	**4.00**	**0.00**	**7.00**	**3.00**	**4.00**	**0.00**	**7.00**
	CRPA PROGRAMS (6120)	ATCO - RECREATION COORDINATOR	0.00	0.00	0.00	0.00	1.00	0.00	0.00	1.00	0.00	0.00	0.00	0.00	0.00	0.00	0.00	0.00
		PTRP - PT REC/PARK	0.00	11.00	0.00	11.00	0.00	40.00	0.00	40.00	0.00	42.00	0.00	42.00	0.00	51.00	0.00	51.00
		RCCO - RECREATION COORDINATOR	2.00	0.00	0.00	2.00	3.00	0.00	0.00	3.00	4.00	0.00	0.00	4.00	4.00	0.00	0.00	4.00
		REDD - RECREATION DIVISION DIRECTOR	1.00	0.00	0.00	1.00	1.00	0.00	0.00	1.00	1.00	0.00	0.00	1.00	1.00	0.00	0.00	1.00
		STPR - SEASONAL PARKS REC	0.00	0.00	16.00	16.00	0.00	0.00	0.00	0.00	0.00	0.00	0.00	0.00	0.00	0.00	0.00	0.00
		Total	**3.00**	**11.00**	**16.00**	**30.00**	**5.00**	**40.00**	**0.00**	**45.00**	**5.00**	**42.00**	**0.00**	**47.00**	**5.00**	**51.00**	**0.00**	**56.00**
	AQUATIC CENTER (6124)	ACAC - AQUATICS COORDINATOR	1.00	0.00	0.00	1.00	1.00	0.00	0.00	1.00	2.00	0.00	0.00	2.00	2.00	0.00	0.00	2.00
		ACAM - AQUATICS MGR	1.00	0.00	0.00	1.00	1.00	0.00	0.00	1.00	0.00	0.00	0.00	0.00	0.00	0.00	0.00	0.00
		ACMW - MAINTANANCE WORKER	1.00	0.00	0.00	1.00	1.00	0.00	0.00	1.00	0.00	0.00	0.00	0.00	0.00	0.00	0.00	0.00
		AQDD - AQUATICS DIVISION DIRECTOR	0.00	0.00	0.00	0.00	0.00	0.00	0.00	0.00	1.00	0.00	0.00	1.00	1.00	0.00	0.00	1.00
		CSSP - CUSTOMER SERVICE SPECIALIST	1.00	0.00	0.00	1.00	1.00	0.00	0.00	1.00	0.00	0.00	0.00	0.00	0.00	0.00	0.00	0.00
		MCSC - MARKETING&CUSTOMER SERV SPECIA	0.00	0.00	0.00	0.00	0.00	0.00	0.00	0.00	1.00	0.00	0.00	1.00	1.00	0.00	0.00	1.00
		MNLD - MAINTENANCE LEAD	0.00	0.00	0.00	0.00	0.00	0.00	0.00	0.00	1.00	0.00	0.00	1.00	1.00	0.00	0.00	1.00
		MNWR - MAINTENANCE WORKER	1.00	0.00	0.00	1.00	1.00	0.00	0.00	1.00	0.00	0.00	0.00	0.00	0.00	0.00	0.00	0.00
		PTRP - PT REC/PARK	0.00	39.00	0.00	39.00	0.00	108.00	0.00	108.00	0.00	108.00	0.00	108.00	0.00	113.00	0.00	113.00

			2018 Budget				2019 Budget				2020 Budget				2021 Budget			
			FT	PT	SPT	Total	FT	PT	SPT	Total	FT	PT	SPT	Total	FT	PT	SPT	Total
PARKS AND RECREATION (225)	AQUATIC CENTER (6124)	STPR - SEASONAL PARKS REC	0.00	0.00	69.00	69.00	0.00	0.00	0.00	0.00	0.00	0.00	0.00	0.00	0.00	0.00	0.00	0.00
		Total	**5.00**	**39.00**	**69.00**	**113.00**	**5.00**	**108.00**	**0.00**	**113.00**	**5.00**	**108.00**	**0.00**	**113.00**	**5.00**	**113.00**	**0.00**	**118.00**
	CRPA ATHLETICS (6130)	ATCO - ATHLETIC COORDINATOR	5.00	0.00	0.00	5.00	4.00	0.00	0.00	4.00	4.00	0.00	0.00	4.00	5.00	0.00	0.00	5.00
		ATDD - ATHLETICS DIVISION DIRECTOR	1.00	0.00	0.00	1.00	1.00	0.00	0.00	1.00	1.00	0.00	0.00	1.00	1.00	0.00	0.00	1.00
		PTRP - PT REC/PARK	0.00	12.00	0.00	12.00	0.00	60.00	0.00	60.00	0.00	61.00	0.00	61.00	0.00	61.00	0.00	61.00
		STPR - SEASONAL PARKS REC	0.00	0.00	48.00	48.00	0.00	0.00	0.00	0.00	0.00	0.00	0.00	0.00	0.00	0.00	0.00	0.00
		Total	**6.00**	**12.00**	**48.00**	**66.00**	**5.00**	**60.00**	**0.00**	**65.00**	**5.00**	**61.00**	**0.00**	**66.00**	**6.00**	**61.00**	**0.00**	**67.00**
	CRPA MAINTENANCE (6220)	CRWL - CREW LEADER/CRPA	3.00	0.00	0.00	3.00	3.00	0.00	0.00	3.00	3.00	0.00	0.00	3.00	3.00	0.00	0.00	3.00
		EMPR - EQUIPMENT MECHANIC PARKS	0.00	0.00	0.00	0.00	0.00	0.00	0.00	0.00	0.00	0.00	0.00	0.00	1.00	0.00	0.00	1.00
		LPWR - LEAD PARKS WORKER	4.00	0.00	0.00	4.00	3.00	0.00	0.00	3.00	1.00	0.00	0.00	1.00	1.00	0.00	0.00	1.00
		MNMG - MAINTENANCE MANAGER	0.00	0.00	0.00	0.00	0.00	0.00	0.00	0.00	1.00	0.00	0.00	1.00	0.00	0.00	0.00	0.00
		PKMR - PARKS MANAGER	1.00	0.00	0.00	1.00	1.00	0.00	0.00	1.00	1.00	0.00	0.00	1.00	2.00	0.00	0.00	2.00
		PKW1 - PARK WORKER I	0.00	0.00	0.00	0.00	1.00	0.00	0.00	1.00	3.00	0.00	0.00	3.00	0.00	0.00	0.00	0.00
		PKWR - PARKS WORKER	7.00	0.00	0.00	7.00	7.00	0.00	0.00	7.00	7.00	0.00	0.00	7.00	11.00	0.00	0.00	11.00
		PMDD - PARK MAINTENANCE DIVISION DIRE	1.00	0.00	0.00	1.00	1.00	0.00	0.00	1.00	1.00	0.00	0.00	1.00	1.00	0.00	0.00	1.00
		PMTS - PARKS MAINTENANCE SUPERVISOR	1.00	0.00	0.00	1.00	1.00	0.00	0.00	1.00	0.00	0.00	0.00	0.00	0.00	0.00	0.00	0.00
		PSCO - PARK SERVICES COORDINATOR	1.00	0.00	0.00	1.00	1.00	0.00	0.00	1.00	1.00	0.00	0.00	1.00	0.00	0.00	0.00	0.00
		PTRP - PT REC/PARK	0.00	4.00	0.00	4.00	0.00	4.00	0.00	4.00	0.00	4.00	0.00	4.00	0.00	1.00	0.00	1.00
		Total	**18.00**	**4.00**	**0.00**	**22.00**	**18.00**	**4.00**	**0.00**	**22.00**	**18.00**	**4.00**	**0.00**	**22.00**	**19.00**	**1.00**	**0.00**	**20.00**
	Total		**35.00**	**70.00**	**133.00**	**238.00**	**35.00**	**216.00**	**0.00**	**251.00**	**36.00**	**219.00**	**0.00**	**255.00**	**38.00**	**230.00**	**0.00**	**268.00**
TRANSPORTATION FUND (240)	CATS (5541)	ADMA - ADMINISTRATIVE ASSISTANT	1.00	0.00	0.00	1.00	1.00	0.00	0.00	1.00	0.00	0.00	0.00	0.00	0.00	0.00	0.00	0.00
		BDVR - BUS DRIVER	12.00	0.00	0.00	12.00	12.00	0.00	0.00	12.00	11.00	0.00	0.00	11.00	11.00	0.00	0.00	11.00
		CDAD - COMMUNITY DEV AGENCY DIR	0.00	0.00	0.00	0.00	0.00	0.00	0.00	0.00	0.00	0.00	0.00	0.00	0.00	0.00	0.00	0.00
		DISP - DISPATCHER	1.00	0.00	0.00	1.00	1.00	0.00	0.00	1.00	1.00	0.00	0.00	1.00	1.00	0.00	0.00	1.00

			2018 Budget				2019 Budget				2020 Budget				2021 Budget			
			FT	PT	SPT	Total	FT	PT	SPT	Total	FT	PT	SPT	Total	FT	PT	SPT	Total
TRANSPORTATION FUND (240)	CATS (5541)	MMOC - MOBILITY MGR/OPERATIONS COORDI	0.00	0.00	0.00	0.00	0.00	0.00	0.00	0.00	0.00	0.00	0.00	0.00	1.00	0.00	0.00	1.00
		OFMR - OFFICE MANAGER	0.00	0.00	0.00	0.00	0.00	0.00	0.00	0.00	1.00	0.00	0.00	1.00	1.00	0.00	0.00	1.00
		OPCD - OPERATIONS COORDINATOR	0.00	0.00	0.00	0.00	0.00	0.00	0.00	0.00	1.00	0.00	0.00	1.00	0.00	0.00	0.00	0.00
		OPMG - DIRECTOR CATS TRANSIT	1.00	0.00	0.00	1.00	1.00	0.00	0.00	1.00	1.00	0.00	0.00	1.00	1.00	0.00	0.00	1.00
		PT - PART-TIME	0.00	4.00	0.00	4.00	0.00	4.00	0.00	4.00	0.00	8.00	0.00	8.00	0.00	8.00	0.00	8.00
		PTCL - PT CLERICAL	0.00	0.00	0.00	0.00	0.00	0.00	0.00	0.00	0.00	0.00	0.00	0.00	0.00	1.00	0.00	1.00
		PWAD - PUBLIC WORKS AGENCY DIR	0.15	0.00	0.00	0.15	0.00	0.00	0.00	0.00	0.00	0.00	0.00	0.00	0.00	0.00	0.00	0.00
		Total	**15.15**	**4.00**	**0.00**	**19.15**	**15.00**	**4.00**	**0.00**	**19.00**	**15.00**	**8.00**	**0.00**	**23.00**	**15.00**	**9.00**	**0.00**	**24.00**
	Total		**15.15**	**4.00**	**0.00**	**19.15**	**15.00**	**4.00**	**0.00**	**19.00**	**15.00**	**8.00**	**0.00**	**23.00**	**15.00**	**9.00**	**0.00**	**24.00**
MULTIPLE GRANT FUND (250)	COUNTY MANAGER (1320)	STPT - SEASONAL PART TIME	0.00	0.00	1.00	1.00	0.00	0.00	1.00	1.00	0.00	0.00	1.00	1.00	0.00	0.00	1.00	1.00
		Total	**0.00**	**0.00**	**1.00**	**1.00**	**0.00**	**0.00**	**1.00**	**1.00**	**0.00**	**0.00**	**1.00**	**1.00**	**0.00**	**0.00**	**1.00**	**1.00**
	DISTRICT ATTORNEY (2200)	ASDA - ASSISTANT DA	1.00	0.00	0.00	1.00	0.00	0.00	0.00	0.00	0.00	0.00	0.00	0.00	0.00	0.00	0.00	0.00
		INVS - INVESTIGATOR	1.00	0.00	0.00	1.00	0.00	0.00	0.00	0.00	0.00	0.00	0.00	0.00	0.00	0.00	0.00	0.00
		VWAD - VICTIM WITNESS ADVOCATE	5.00	0.00	0.00	5.00	1.00	0.00	0.00	1.00	1.00	0.00	0.00	1.00	1.00	0.00	0.00	1.00
		Total	**7.00**	**0.00**	**0.00**	**7.00**	**1.00**	**0.00**	**0.00**	**1.00**	**1.00**	**0.00**	**0.00**	**1.00**	**1.00**	**0.00**	**0.00**	**1.00**
	DISTRICT ATTORNEY GRANTS (2203)	ASDA - ASSISTANT DA	0.00	0.00	0.00	0.00	1.00	0.00	0.00	1.00	1.00	0.00	0.00	1.00	1.00	0.00	0.00	1.00
		INVS - INVESTIGATOR	0.00	0.00	0.00	0.00	1.00	0.00	0.00	1.00	1.00	0.00	0.00	1.00	1.00	0.00	0.00	1.00
		VWAD - VICTIM WITNESS ADVOCATE	0.00	0.00	0.00	0.00	5.00	0.00	0.00	5.00	5.00	0.00	0.00	5.00	5.00	0.00	0.00	5.00
		Total	**0.00**	**0.00**	**0.00**	**0.00**	**7.00**	**0.00**	**0.00**	**7.00**	**7.00**	**0.00**	**0.00**	**7.00**	**7.00**	**0.00**	**0.00**	**7.00**
	STATE COURT SOLICITOR (2310)	VWAD - VICTIM WITNESS ADVOCATE	4.00	0.00	0.00	4.00	4.00	0.00	0.00	4.00	4.00	0.00	0.00	4.00	4.00	0.00	0.00	4.00
		Total	**4.00**	**0.00**	**0.00**	**4.00**	**4.00**	**0.00**	**0.00**	**4.00**	**4.00**	**0.00**	**0.00**	**4.00**	**4.00**	**0.00**	**0.00**	**4.00**
	CRIME AND INVESTIGATION (3321)	VWAD - VICTIM WITNESS ADVOCATE	2.00	0.00	0.00	2.00	3.00	0.00	0.00	3.00	3.00	0.00	0.00	3.00	1.00	0.00	0.00	1.00
		VWPC - VICTIM WITNESS PROGRAM COORD	1.00	0.00	0.00	1.00	1.00	0.00	0.00	1.00	1.00	0.00	0.00	1.00	1.00	0.00	0.00	1.00
		Total	**3.00**	**0.00**	**0.00**	**3.00**	**4.00**	**0.00**	**0.00**	**4.00**	**4.00**	**0.00**	**0.00**	**4.00**	**2.00**	**0.00**	**0.00**	**2.00**
	SPECIAL DETAIL SERVICES (3350)	DPTY - DEPUTY - CERTIFIED	0.00	0.00	0.00	0.00	2.00	0.00	0.00	2.00	2.00	0.00	0.00	2.00	3.00	0.00	0.00	3.00

			2018 Budget				2019 Budget				2020 Budget				2021 Budget			
			FT	PT	SPT	Total	FT	PT	SPT	Total	FT	PT	SPT	Total	FT	PT	SPT	Total
MULTIPLE GRANT FUND (250)	SPECIAL DETAIL SERVICES (3250)	Total	0.00	0.00	0.00	0.00	2.00	0.00	0.00	2.00	2.00	0.00	0.00	2.00	3.00	0.00	0.00	3.00
	Total		14.00	0.00	1.00	15.00	18.00	0.00	1.00	19.00	18.00	0.00	1.00	19.00	17.00	0.00	1.00	18.00
COMMUNITY DEVELOPMENT (251)	COMMUNITY DEVELOPMENT BLK GRNT (7340)	CDBG - CDBG MANAGER	1.00	0.00	0.00	1.00	1.00	0.00	0.00	1.00	1.00	0.00	0.00	1.00	1.00	0.00	0.00	1.00
		CDCL - FINANCE/ CDBG SPECIALIST	1.00	0.00	0.00	1.00	1.00	0.00	0.00	1.00	0.00	0.00	0.00	0.00	0.00	0.00	0.00	0.00
		FPAM - PLANNING&ANALYSIS MANAGER	0.04	0.00	0.00	0.04	0.00	0.00	0.00	0.00	0.04	0.00	0.00	0.04	0.04	0.00	0.00	0.04
		PTCL - PT CLERICAL	0.00	1.00	0.00	1.00	0.00	1.00	0.00	1.00	0.00	0.00	0.00	0.00	0.00	0.00	0.00	0.00
		Total	2.04	1.00	0.00	3.04	2.00	1.00	0.00	3.00	1.04	0.00	0.00	1.04	1.04	0.00	0.00	1.04
	Total		2.04	1.00	0.00	3.04	2.00	1.00	0.00	3.00	1.04	0.00	0.00	1.04	1.04	0.00	0.00	1.04
ANIMAL SERVICES FUND (252)	ANIMAL SHELTER (3915)	ADMA - ADMINISTRATIVE ASSISTANT	1.00	0.00	0.00	1.00	0.00	0.00	0.00	0.00	0.00	0.00	0.00	0.00	0.00	0.00	0.00	0.00
		ANIS - A-SHELTER INTAKE SUPER	1.00	0.00	0.00	1.00	0.00	0.00	0.00	0.00	0.00	0.00	0.00	0.00	0.00	0.00	0.00	0.00
		ANPM - ANIMAL SHELTER PROGRAM MGR	1.00	0.00	0.00	1.00	0.00	0.00	0.00	0.00	0.00	0.00	0.00	0.00	0.00	0.00	0.00	0.00
		ANS1 - ANIMAL SUPPORT SPEC 1	5.00	0.00	0.00	5.00	0.00	0.00	0.00	0.00	0.00	0.00	0.00	0.00	0.00	0.00	0.00	0.00
		ANS2 - ANIMAL SUPPORT SPEC 2	3.00	0.00	0.00	3.00	0.00	0.00	0.00	0.00	0.00	0.00	0.00	0.00	0.00	0.00	0.00	0.00
		ANS3 - ANIMAL SUPPORT SPECIALIST 3	2.00	0.00	0.00	2.00	0.00	0.00	0.00	0.00	0.00	0.00	0.00	0.00	0.00	0.00	0.00	0.00
		ANVT - VETERINARY TECHNICIAN	1.00	0.00	0.00	1.00	0.00	0.00	0.00	0.00	0.00	0.00	0.00	0.00	0.00	0.00	0.00	0.00
		CMED - CO MARSHAL 911 DIR	0.16	0.00	0.00	0.16	0.00	0.00	0.00	0.00	0.00	0.00	0.00	0.00	0.00	0.00	0.00	0.00
		DRAS - DIRECTOR - ANIMAL SHELTER	1.00	0.00	0.00	1.00	0.00	0.00	0.00	0.00	0.00	0.00	0.00	0.00	0.00	0.00	0.00	0.00
		PTAS - PT ANIMAL SUPPORT SPEC 1	0.00	2.00	0.00	2.00	0.00	0.00	0.00	0.00	0.00	0.00	0.00	0.00	0.00	0.00	0.00	0.00
		Total	15.16	2.00	0.00	17.16	0.00	0.00	0.00	0.00	0.00	0.00	0.00	0.00	0.00	0.00	0.00	0.00
	Total		15.16	2.00	0.00	17.16	0.00	0.00	0.00	0.00	0.00	0.00	0.00	0.00	0.00	0.00	0.00	0.00
DRUG ABUSE AND TREATMENT FUND (255)	DRUG COURT (2152)	ACTP - ACCOUNTABILITY CRT PROSECUT	1.00	0.00	0.00	1.00	1.00	0.00	0.00	1.00	1.00	0.00	0.00	1.00	0.00	0.00	0.00	0.00
		Total	1.00	0.00	0.00	1.00	1.00	0.00	0.00	1.00	1.00	0.00	0.00	1.00	0.00	0.00	0.00	0.00
	DISTRICT ATTORNEY (2200)	ASDA - ASSISTANT DA	0.65	0.00	0.00	0.65	0.00	0.00	0.00	0.00	0.65	0.00	0.00	0.65	0.00	0.00	0.00	0.00
		Total	0.65	0.00	0.00	0.65	0.00	0.00	0.00	0.00	0.65	0.00	0.00	0.65	0.00	0.00	0.00	0.00
	Total		1.65	0.00	0.00	1.65	1.00	0.00	0.00	1.00	1.65	0.00	0.00	1.65	0.00	0.00	0.00	0.00

			2018 Budget				2019 Budget				2020 Budget				2021 Budget			
			FT	PT	SPT	Total	FT	PT	SPT	Total	FT	PT	SPT	Total	FT	PT	SPT	Total
VICTIM/WITNESS FUND (256)	DISTRICT ATTORNEY (2200)	DAVS - DIR OFFICE ADMIN-VICTIM SERVIC	0.00	0.00	0.00	0.00	0.00	0.00	0.00	0.00	0.20	0.00	0.00	0.20	0.20	0.00	0.00	0.20
		PTCL - PT CLERICAL	0.00	1.00	0.00	1.00	0.00	1.00	0.00	1.00	0.00	1.00	0.00	1.00	0.00	1.00	0.00	1.00
		VWAD - VICTIM WITNESS ADVOCATE	0.00	0.00	0.00	0.00	1.00	0.00	0.00	1.00	1.00	0.00	0.00	1.00	1.00	0.00	0.00	1.00
		VWPC - VICTIM WITNESS PROGRAM COORD	1.00	0.00	0.00	1.00	0.00	0.00	0.00	0.00	0.00	0.00	0.00	0.00	0.00	0.00	0.00	0.00
		Total	**1.00**	**1.00**	**0.00**	**2.00**	**1.00**	**1.00**	**0.00**	**2.00**	**1.20**	**1.00**	**0.00**	**2.20**	**1.20**	**1.00**	**0.00**	**2.20**
	Total		**1.00**	**1.00**	**0.00**	**2.00**	**1.00**	**1.00**	**0.00**	**2.00**	**1.20**	**1.00**	**0.00**	**2.20**	**1.20**	**1.00**	**0.00**	**2.20**
DUI COURT FUND (257)	DUI COURT (2162)	CASE - CASE MANAGER	0.00	0.00	0.00	0.00	0.00	0.00	0.00	0.00	0.00	0.00	0.00	0.00	1.00	0.00	0.00	1.00
		DDCC - DUI/DRUG CT COORDINATOR	0.00	0.00	0.00	0.00	0.00	0.00	0.00	0.00	0.00	0.00	0.00	0.00	1.00	0.00	0.00	1.00
		PT - PART-TIME	0.00	0.00	0.00	0.00	0.00	0.00	0.00	0.00	0.00	0.00	0.00	0.00	0.00	1.00	0.00	1.00
		SEC2 - SECRETARY II	0.00	0.00	0.00	0.00	0.00	0.00	0.00	0.00	0.00	0.00	0.00	0.00	1.00	0.00	0.00	1.00
		Total	**0.00**	**0.00**	**0.00**	**0.00**	**0.00**	**0.00**	**0.00**	**0.00**	**0.00**	**0.00**	**0.00**	**0.00**	**3.00**	**1.00**	**0.00**	**4.00**
	DUI COURT (2320)	CASE - CASE MANAGER	1.00	0.00	0.00	1.00	1.00	0.00	0.00	1.00	1.00	0.00	0.00	1.00	0.00	0.00	0.00	0.00
		CASW - CASE WORKER	1.00	0.00	0.00	1.00	0.00	0.00	0.00	0.00	0.00	0.00	0.00	0.00	0.00	0.00	0.00	0.00
		DDCC - DUI/DRUG CT COORDINATOR	1.00	0.00	0.00	1.00	1.00	0.00	0.00	1.00	1.00	0.00	0.00	1.00	0.00	0.00	0.00	0.00
		PT - PART-TIME	0.00	1.00	0.00	1.00	0.00	1.00	0.00	1.00	0.00	1.00	0.00	1.00	0.00	0.00	0.00	0.00
		SEC2 - SECRETARY II	0.00	0.00	0.00	0.00	1.00	0.00	0.00	1.00	1.00	0.00	0.00	1.00	0.00	0.00	0.00	0.00
		Total	**3.00**	**1.00**	**0.00**	**4.00**	**3.00**	**1.00**	**0.00**	**4.00**	**3.00**	**1.00**	**0.00**	**4.00**	**0.00**	**0.00**	**0.00**	**0.00**
	Total		**3.00**	**1.00**	**0.00**	**4.00**	**3.00**	**1.00**	**0.00**	**4.00**	**3.00**	**1.00**	**0.00**	**4.00**	**3.00**	**1.00**	**0.00**	**4.00**
DRUG ACCOUNTABILITY COURT (258)	DRUG ACCOUNTABILITY COURT (2151)	ADMA - ADMINISTRATIVE ASSISTANT	0.00	0.00	0.00	0.00	1.00	0.00	0.00	1.00	0.00	0.00	0.00	0.00	0.00	0.00	0.00	0.00
		CASE - CASE MANAGER	2.00	0.00	0.00	2.00	3.00	0.00	0.00	3.00	3.00	0.00	0.00	3.00	3.00	0.00	0.00	3.00
		DACC - DRUG ACCT CT COORD	1.00	0.00	0.00	1.00	1.00	0.00	0.00	1.00	1.00	0.00	0.00	1.00	1.00	0.00	0.00	1.00
		OPMR - OPERATIONS MANAGER	0.00	0.00	0.00	0.00	0.00	0.00	0.00	0.00	1.00	0.00	0.00	1.00	1.00	0.00	0.00	1.00
		PTCL - PT CLERICAL	0.00	1.00	0.00	1.00	0.00	0.00	0.00	0.00	0.00	0.00	0.00	0.00	0.00	0.00	0.00	0.00
		Total	**3.00**	**1.00**	**0.00**	**4.00**	**5.00**	**0.00**	**0.00**	**5.00**	**5.00**	**0.00**	**0.00**	**5.00**	**5.00**	**0.00**	**0.00**	**5.00**
	Total		**3.00**	**1.00**	**0.00**	**4.00**	**5.00**	**0.00**	**0.00**	**5.00**	**5.00**	**0.00**	**0.00**	**5.00**	**5.00**	**0.00**	**0.00**	**5.00**

			2018 Budget				2019 Budget				2020 Budget				2021 Budget			
			FT	PT	SPT	Total	FT	PT	SPT	Total	FT	PT	SPT	Total	FT	PT	SPT	Total
TREATMENT ACCOUNTABILITY COURT (259)	TREATMENT ACCOUNTABILITY COURT (2101)	CTAC - TREATMENT ACCT COURT COORD	0.00	0.00	0.00	0.00	0.00	0.00	0.00	0.00	1.00	0.00	0.00	1.00	0.00	0.00	0.00	0.00
		FT - COORD TREATMENT ACCT	0.00	0.00	0.00	0.00	1.00	0.00	0.00	1.00	0.00	0.00	0.00	0.00	0.00	0.00	0.00	0.00
		PT - PART-TIME	0.00	1.00	0.00	1.00	0.00	0.00	0.00	0.00	0.00	0.00	0.00	0.00	0.00	0.00	0.00	0.00
		Total	**0.00**	**1.00**	**0.00**	**1.00**	**1.00**	**0.00**	**0.00**	**1.00**	**1.00**	**0.00**	**0.00**	**1.00**	**0.00**	**0.00**	**0.00**	**0.00**
	TREATMENT ACCOUNTABILITY CT (2163)	CTAC - TREATMENT ACCT COURT COORD	0.00	0.00	0.00	0.00	0.00	0.00	0.00	0.00	0.00	0.00	0.00	0.00	1.00	0.00	0.00	1.00
		Total	**0.00**	**0.00**	**0.00**	**0.00**	**0.00**	**0.00**	**0.00**	**0.00**	**0.00**	**0.00**	**0.00**	**0.00**	**1.00**	**0.00**	**0.00**	**1.00**
	Total		**0.00**	**1.00**	**0.00**	**1.00**	**1.00**	**0.00**	**0.00**	**1.00**	**1.00**	**0.00**	**0.00**	**1.00**	**1.00**	**0.00**	**0.00**	**1.00**
DRUG SCREENING LAB FUND (260)	DRUG SCREENING LAB (2330)	DLTC - DRUG LAB TECHNICIAN	0.00	0.00	0.00	0.00	0.00	0.00	0.00	0.00	0.00	0.00	0.00	0.00	1.00	0.00	0.00	1.00
		LMGR - LABORATORY MANAGER	1.00	0.00	0.00	1.00	1.00	0.00	0.00	1.00	1.00	0.00	0.00	1.00	1.00	0.00	0.00	1.00
		PT - PART-TIME	0.00	4.00	0.00	4.00	0.00	4.00	0.00	4.00	0.00	4.00	0.00	4.00	0.00	3.00	0.00	3.00
		Total	**1.00**	**4.00**	**0.00**	**5.00**	**1.00**	**4.00**	**0.00**	**5.00**	**1.00**	**4.00**	**0.00**	**5.00**	**2.00**	**3.00**	**0.00**	**5.00**
	Total		**1.00**	**4.00**	**0.00**	**5.00**	**1.00**	**4.00**	**0.00**	**5.00**	**1.00**	**4.00**	**0.00**	**5.00**	**2.00**	**3.00**	**0.00**	**5.00**
VETERANS COURT FUND (261)	VETERANS ACCOUNTABILITY COURT (2153)	VTCC - VETERANS COURT COORDINATOR	1.00	0.00	0.00	1.00	1.00	0.00	0.00	1.00	1.00	0.00	0.00	1.00	0.00	0.00	0.00	0.00
		Total	**1.00**	**0.00**	**0.00**	**1.00**	**1.00**	**0.00**	**0.00**	**1.00**	**1.00**	**0.00**	**0.00**	**1.00**	**0.00**	**0.00**	**0.00**	**0.00**
	VETERANS ACCOUNTABILITY COURT (2164)	VTCC - VETERANS COURT COORDINATOR	0.00	0.00	0.00	0.00	0.00	0.00	0.00	0.00	0.00	0.00	0.00	0.00	1.00	0.00	0.00	1.00
		Total	**0.00**	**0.00**	**0.00**	**0.00**	**0.00**	**0.00**	**0.00**	**0.00**	**0.00**	**0.00**	**0.00**	**0.00**	**1.00**	**0.00**	**0.00**	**1.00**
	Total		**1.00**	**0.00**	**0.00**	**1.00**	**1.00**	**0.00**	**0.00**	**1.00**	**1.00**	**0.00**	**0.00**	**1.00**	**1.00**	**0.00**	**0.00**	**1.00**
JUVENILE DRUG COURT (262)	JUVENILE DRUG COURT (2620)	JDTC - JUVENILE DRUG TREATMENT COORDI	0.00	0.00	0.00	0.00	0.00	0.00	0.00	0.00	0.00	0.00	0.00	0.00	1.00	0.00	0.00	1.00
		Total	**0.00**	**0.00**	**0.00**	**0.00**	**0.00**	**0.00**	**0.00**	**0.00**	**0.00**	**0.00**	**0.00**	**0.00**	**1.00**	**0.00**	**0.00**	**1.00**
	Total		**0.00**	**0.00**	**0.00**	**0.00**	**0.00**	**0.00**	**0.00**	**0.00**	**0.00**	**0.00**	**0.00**	**0.00**	**1.00**	**0.00**	**0.00**	**1.00**
FIRE DISTRICT FUND (270)	FIRE ADMINISTRATION (3510)	ADMA - ADMINISTRATIVE ASSISTANT	1.00	0.00	0.00	1.00	1.00	0.00	0.00	1.00	1.00	0.00	0.00	1.00	1.00	0.00	0.00	1.00
		ADOC - ADMIN OFFICE CLERK	1.00	0.00	0.00	1.00	1.00	0.00	0.00	1.00	1.00	0.00	0.00	1.00	1.00	0.00	0.00	1.00
		ARIN - ARSON INVESTIGATOR	2.00	0.00	0.00	2.00	2.00	0.00	0.00	2.00	2.00	0.00	0.00	2.00	0.00	0.00	0.00	0.00
		BATC - BATTALION CHIEF	0.00	0.00	0.00	0.00	0.00	0.00	0.00	0.00	0.00	0.00	0.00	0.00	1.00	0.00	0.00	1.00
		DBGA - DB GIS ANALYST	1.00	0.00	0.00	1.00	1.00	0.00	0.00	1.00	1.00	0.00	0.00	1.00	0.00	0.00	0.00	0.00

			2018 Budget				2019 Budget				2020 Budget				2021 Budget			
			FT	PT	SPT	Total	FT	PT	SPT	Total	FT	PT	SPT	Total	FT	PT	SPT	Total
FIRE DISTRICT FUND (270)	FIRE ADMINISTRATION (3510)	DVCF - DIVISION CHIEF	3.00	0.00	0.00	3.00	2.00	0.00	0.00	2.00	2.00	0.00	0.00	2.00	2.00	0.00	0.00	2.00
		EXAF - EXEC ASSISTANT FIRE	1.00	0.00	0.00	1.00	1.00	0.00	0.00	1.00	1.00	0.00	0.00	1.00	1.00	0.00	0.00	1.00
		FINV - FIRE INVESTIGATOR	0.00	0.00	0.00	0.00	0.00	0.00	0.00	0.00	0.00	0.00	0.00	0.00	1.00	0.00	0.00	1.00
		FRCF - FIRE CHIEF	1.00	0.00	0.00	1.00	1.00	0.00	0.00	1.00	1.00	0.00	0.00	1.00	1.00	0.00	0.00	1.00
		FREQ - FIRE EQUIPMENT SUPPLY	1.00	0.00	0.00	1.00	1.00	0.00	0.00	1.00	1.00	0.00	0.00	1.00	1.00	0.00	0.00	1.00
		GISD - GIS/ CAD SPECIALIST	0.00	0.00	0.00	0.00	0.00	0.00	0.00	0.00	0.00	0.00	0.00	0.00	1.00	0.00	0.00	1.00
		HRAS - HR ASSISTANT	1.00	0.00	0.00	1.00	1.00	0.00	0.00	1.00	1.00	0.00	0.00	1.00	1.00	0.00	0.00	1.00
		HRF - HR SPECIALIST	1.00	0.00	0.00	1.00	1.00	0.00	0.00	1.00	1.00	0.00	0.00	1.00	1.00	0.00	0.00	1.00
		HRSP - HR SPECIALIST	1.00	0.00	0.00	1.00	1.00	0.00	0.00	1.00	1.00	0.00	0.00	1.00	1.00	0.00	0.00	1.00
		LOGM - LOGISTICS MANAGER	1.00	0.00	0.00	1.00	1.00	0.00	0.00	1.00	1.00	0.00	0.00	1.00	1.00	0.00	0.00	1.00
		MINV - MGR OF INVESTIGATIONS	0.00	0.00	0.00	0.00	0.00	0.00	0.00	0.00	0.00	0.00	0.00	0.00	1.00	0.00	0.00	1.00
		MNTF - MAINTENANCE TECH FIRE DEPT	1.00	0.00	0.00	1.00	1.00	0.00	0.00	1.00	0.00	0.00	0.00	0.00	0.00	0.00	0.00	0.00
		PAOF - PUBLIC AFFAIRS OFFICER	1.00	0.00	0.00	1.00	1.00	0.00	0.00	1.00	1.00	0.00	0.00	1.00	1.00	0.00	0.00	1.00
		PT - PART-TIME	0.00	1.00	0.00	1.00	0.00	1.00	0.00	1.00	0.00	1.00	0.00	1.00	0.00	1.00	0.00	1.00
		WRHS - WAREHOUSE SPECIALIST - FIRE	1.00	0.00	0.00	1.00	1.00	0.00	0.00	1.00	2.00	0.00	0.00	2.00	2.00	0.00	0.00	2.00
		Total	**18.00**	**1.00**	**0.00**	**19.00**	**17.00**	**1.00**	**0.00**	**18.00**	**17.00**	**1.00**	**0.00**	**18.00**	**18.00**	**1.00**	**0.00**	**19.00**
	FIRE MARSHAL (3515)	DPFM - DEPUTY FIRE MARSHAL	1.00	0.00	0.00	1.00	0.00	0.00	0.00	0.00	0.00	0.00	0.00	0.00	0.00	0.00	0.00	0.00
		FRMS - FIRE MARSHAL	1.00	0.00	0.00	1.00	1.00	0.00	0.00	1.00	1.00	0.00	0.00	1.00	1.00	0.00	0.00	1.00
		INSP - FIRE INSPECTOR	1.00	0.00	0.00	1.00	3.00	0.00	0.00	3.00	5.00	0.00	0.00	5.00	5.00	0.00	0.00	5.00
		PLEX - PLANS EXAMINER - FIRE	1.00	0.00	0.00	1.00	1.00	0.00	0.00	1.00	1.00	0.00	0.00	1.00	1.00	0.00	0.00	1.00
		Total	**4.00**	**0.00**	**0.00**	**4.00**	**5.00**	**0.00**	**0.00**	**5.00**	**7.00**	**0.00**	**0.00**	**7.00**	**7.00**	**0.00**	**0.00**	**7.00**
	FIRE FIGHTING (3520)	BATC - BATTALION CHIEF	10.00	0.00	0.00	10.00	10.00	0.00	0.00	10.00	10.00	0.00	0.00	10.00	10.00	0.00	0.00	10.00
		BCSS - BATTALION CHIEF SHIFT SUPERV	3.00	0.00	0.00	3.00	3.00	0.00	0.00	3.00	3.00	0.00	0.00	3.00	3.00	0.00	0.00	3.00
		CAPF - CAPTAIN FIRE	15.00	0.00	0.00	15.00	16.00	0.00	0.00	16.00	16.00	0.00	0.00	16.00	17.00	0.00	0.00	17.00

			2018 Budget				2019 Budget				2020 Budget				2021 Budget			
			FT	PT	SPT	Total	FT	PT	SPT	Total	FT	PT	SPT	Total	FT	PT	SPT	Total
FIRE DISTRICT FUND (270)	FIRE FIGHTING (3520)	FAOP - FIRE APPARATUS OPERATOR	48.00	0.00	0.00	48.00	50.00	0.00	0.00	50.00	49.00	0.00	0.00	49.00	66.00	0.00	0.00	66.00
		FAPA - FIRE APPARATUS OPER PARAMEDIC	20.00	0.00	0.00	20.00	23.00	0.00	0.00	23.00	27.00	0.00	0.00	27.00	22.00	0.00	0.00	22.00
		FF - FIREFIGHTER	36.00	0.00	0.00	36.00	33.00	0.00	0.00	33.00	40.00	0.00	0.00	40.00	54.00	0.00	0.00	54.00
		FFEL - FIREFIGHTER ENTRY LEVEL	21.00	0.00	0.00	21.00	46.00	0.00	0.00	46.00	43.00	0.00	0.00	43.00	22.00	0.00	0.00	22.00
		FFPA - FIREFIGHTER PARAMEDIC	5.00	0.00	0.00	5.00	3.00	0.00	0.00	3.00	2.00	0.00	0.00	2.00	4.00	0.00	0.00	4.00
		LTFE - LIEUTENANT - FIRE	39.00	0.00	0.00	39.00	39.00	0.00	0.00	39.00	39.00	0.00	0.00	39.00	39.00	0.00	0.00	39.00
		PTFE - PT FIREFIGHTER ENTRY LEVEL	0.00	2.00	0.00	2.00	0.00	2.00	0.00	2.00	0.00	0.00	0.00	0.00	0.00	0.00	0.00	0.00
		SGTF - SERGEANT FIRE	74.00	0.00	0.00	74.00	66.00	0.00	0.00	66.00	66.00	0.00	0.00	66.00	68.00	0.00	0.00	68.00
		Total	**271.00**	**2.00**	**0.00**	**273.00**	**289.00**	**2.00**	**0.00**	**291.00**	**295.00**	**0.00**	**0.00**	**295.00**	**305.00**	**0.00**	**0.00**	**305.00**
	FIRE PREVENTION (3530)	FSE1 - FIRE SAFETY EDUCATOR	0.00	0.00	0.00	0.00	3.00	0.00	0.00	3.00	2.00	0.00	0.00	2.00	2.00	0.00	0.00	2.00
		FSE2 - FIRE SAFETY EDUCATOR II	1.00	0.00	0.00	1.00	0.00	0.00	0.00	0.00	0.00	0.00	0.00	0.00	0.00	0.00	0.00	0.00
		SFRE - SR FIRE SAFETY EDUCATOR	1.00	0.00	0.00	1.00	0.00	0.00	0.00	0.00	1.00	0.00	0.00	1.00	1.00	0.00	0.00	1.00
		Total	**2.00**	**0.00**	**0.00**	**2.00**	**3.00**	**0.00**	**0.00**	**3.00**	**3.00**	**0.00**	**0.00**	**3.00**	**3.00**	**0.00**	**0.00**	**3.00**
	FIRE INFORMATION TECHNOLOGY (3535)	SSS1 - SYSTEMS SUPPORT SPECIALIST I	1.00	0.00	0.00	1.00	2.00	0.00	0.00	2.00	3.00	0.00	0.00	3.00	3.00	0.00	0.00	3.00
		SYIM - SYSTEMS INFORMATION MANAGER	1.00	0.00	0.00	1.00	1.00	0.00	0.00	1.00	1.00	0.00	0.00	1.00	1.00	0.00	0.00	1.00
		Total	**2.00**	**0.00**	**0.00**	**2.00**	**3.00**	**0.00**	**0.00**	**3.00**	**4.00**	**0.00**	**0.00**	**4.00**	**4.00**	**0.00**	**0.00**	**4.00**
	FIRE TRAINING (3540)	ADMA - ADMINISTRATIVE ASSISTANT	1.00	0.00	0.00	1.00	1.00	0.00	0.00	1.00	1.00	0.00	0.00	1.00	1.00	0.00	0.00	1.00
		BATC - BATTALION CHIEF	0.00	0.00	0.00	0.00	0.00	0.00	0.00	0.00	1.00	0.00	0.00	1.00	1.00	0.00	0.00	1.00
		CAPF - CAPTAIN FIRE	1.00	0.00	0.00	1.00	1.00	0.00	0.00	1.00	0.00	0.00	0.00	0.00	0.00	0.00	0.00	0.00
		DVCF - DIVISION CHIEF	1.00	0.00	0.00	1.00	1.00	0.00	0.00	1.00	1.00	0.00	0.00	1.00	1.00	0.00	0.00	1.00
		FHSO - FIRE HEALTH/SAFTY	0.00	0.00	0.00	0.00	1.00	0.00	0.00	1.00	1.00	0.00	0.00	1.00	1.00	0.00	0.00	1.00
		FTCV - FIRE TRAINING COORD VOLUT OPER	0.00	0.00	0.00	0.00	1.00	0.00	0.00	1.00	1.00	0.00	0.00	1.00	1.00	0.00	0.00	1.00
		LTFE - LIEUTENANT - FIRE	1.00	0.00	0.00	1.00	1.00	0.00	0.00	1.00	1.00	0.00	0.00	1.00	0.00	0.00	0.00	0.00
		PTSO - PTSAFETY OFFICER FIRE/EMA	0.00	1.00	0.00	1.00	0.00	0.00	0.00	0.00	0.00	0.00	0.00	0.00	0.00	0.00	0.00	0.00

			2018 Budget				2019 Budget				2020 Budget				2021 Budget			
			FT	PT	SPT	Total	FT	PT	SPT	Total	FT	PT	SPT	Total	FT	PT	SPT	Total
FIRE DISTRICT FUND (270)	FIRE TRAINING (3540)	TROF - TRAINING OFFICER	2.00	0.00	0.00	2.00	3.00	0.00	0.00	3.00	3.00	0.00	0.00	3.00	4.00	0.00	0.00	4.00
		Total	**6.00**	**1.00**	**0.00**	**7.00**	**9.00**	**0.00**	**0.00**	**9.00**	**9.00**	**0.00**	**0.00**	**9.00**	**9.00**	**0.00**	**0.00**	**9.00**
	Total		**303.00**	**4.00**	**0.00**	**307.00**	**326.00**	**3.00**	**0.00**	**329.00**	**335.00**	**1.00**	**0.00**	**336.00**	**346.00**	**1.00**	**0.00**	**347.00**
IMPACT FEES FUND (295)	IMPACT FEE (1514)	ACRM - ACCT. & REPORTS MANAGER	0.00	0.00	0.00	0.00	0.00	0.00	0.00	0.00	0.10	0.00	0.00	0.10	0.10	0.00	0.00	0.10
		PRPL - PRINCIPAL PLANNER	0.00	0.00	0.00	0.00	0.00	0.00	0.00	0.00	0.10	0.00	0.00	0.10	0.10	0.00	0.00	0.10
		Total	**0.00**	**0.00**	**0.00**	**0.00**	**0.00**	**0.00**	**0.00**	**0.00**	**0.20**	**0.00**	**0.00**	**0.20**	**0.20**	**0.00**	**0.00**	**0.20**
	Total		**0.00**	**0.00**	**0.00**	**0.00**	**0.00**	**0.00**	**0.00**	**0.00**	**0.20**	**0.00**	**0.00**	**0.20**	**0.20**	**0.00**	**0.00**	**0.20**
RECREATION CAPITAL CONSTRUCTION (310)	CAPITAL PROJECTS ENGINEERING (6180)	CPPM - CAPTIAL PROJECT PROGRAM MANAGE	1.00	0.00	0.00	1.00	0.00	0.00	0.00	0.00	0.00	0.00	0.00	0.00	0.00	0.00	0.00	0.00
		Total	**1.00**	**0.00**	**0.00**	**1.00**	**0.00**	**0.00**	**0.00**	**0.00**	**0.00**	**0.00**	**0.00**	**0.00**	**0.00**	**0.00**	**0.00**	**0.00**
	Total		**1.00**	**0.00**	**0.00**	**1.00**	**0.00**	**0.00**	**0.00**	**0.00**	**0.00**	**0.00**	**0.00**	**0.00**	**0.00**	**0.00**	**0.00**	**0.00**
SPLOST 2012 (323)	SPLOST '12 JAIL CONST (3261)	PRGM - PROGRAM MANAGER	0.00	0.00	0.00	0.00	0.00	0.00	0.00	0.00	1.00	0.00	0.00	1.00	0.00	0.00	0.00	0.00
		SRCM - SR CONTRUCTION MGR	0.00	0.00	0.00	0.00	0.00	0.00	0.00	0.00	0.75	0.00	0.00	0.75	0.00	0.00	0.00	0.00
		Total	**0.00**	**0.00**	**0.00**	**0.00**	**0.00**	**0.00**	**0.00**	**0.00**	**1.75**	**0.00**	**0.00**	**1.75**	**0.00**	**0.00**	**0.00**	**0.00**
	SPLOST '12 ENGINEERING (4215)	ACRM - ACCT. & REPORTS MANAGER	0.70	0.00	0.00	0.70	0.00	0.00	0.00	0.00	0.00	0.00	0.00	0.00	0.00	0.00	0.00	0.00
		ADMA - ADMINISTRATIVE ASSISTANT	0.25	0.00	0.00	0.25	0.00	0.00	0.00	0.00	0.00	0.00	0.00	0.00	0.00	0.00	0.00	0.00
		CONI - CONSTRUCTION INSPECTOR	1.00	0.00	0.00	1.00	0.00	0.00	0.00	0.00	0.00	0.00	0.00	0.00	0.00	0.00	0.00	0.00
		CONM - CONSTRUCTION MANAGER	2.00	0.00	0.00	2.00	0.00	0.00	0.00	0.00	0.00	0.00	0.00	0.00	0.00	0.00	0.00	0.00
		FIND - FINANCE DIRECTOR	0.15	0.00	0.00	0.15	0.00	0.00	0.00	0.00	0.00	0.00	0.00	0.00	0.00	0.00	0.00	0.00
		PCET - PRECONST ENG TRANSPORTATION	1.00	0.00	0.00	1.00	0.00	0.00	0.00	0.00	0.00	0.00	0.00	0.00	0.00	0.00	0.00	0.00
		PRGC - PROGRAM COORDINATOR	1.00	0.00	0.00	1.00	0.00	0.00	0.00	0.00	0.00	0.00	0.00	0.00	0.00	0.00	0.00	0.00
		PWAD - PUBLIC WORKS AGENCY DIR	0.50	0.00	0.00	0.50	0.00	0.00	0.00	0.00	0.00	0.00	0.00	0.00	0.00	0.00	0.00	0.00
		Total	**6.60**	**0.00**	**0.00**	**6.60**	**0.00**	**0.00**	**0.00**	**0.00**	**0.00**	**0.00**	**0.00**	**0.00**	**0.00**	**0.00**	**0.00**	**0.00**
	SPLOST 2012 ROADS & BRIDGES (4216)	ADMA - ADMINISTRATIVE ASSISTANT	1.00	0.00	0.00	1.00	0.00	0.00	0.00	0.00	0.00	0.00	0.00	0.00	0.00	0.00	0.00	0.00
		EO01 - EQUIPMENT OPERATOR I	4.00	0.00	0.00	4.00	0.00	0.00	0.00	0.00	0.00	0.00	0.00	0.00	0.00	0.00	0.00	0.00
		EO02 - EQUIPMENT OPERATOR II	1.00	0.00	0.00	1.00	0.00	0.00	0.00	0.00	0.00	0.00	0.00	0.00	0.00	0.00	0.00	0.00

			2018 Budget				2019 Budget				2020 Budget				2021 Budget			
			FT	PT	SPT	Total	FT	PT	SPT	Total	FT	PT	SPT	Total	FT	PT	SPT	Total
SPLOST 2012 (323)	SPLOST 2012 ROADS & BRIDGES (4216)	HVOP - HEAVY EQUIPMENT OPERATOR	4.00	0.00	0.00	4.00	0.00	0.00	0.00	0.00	0.00	0.00	0.00	0.00	0.00	0.00	0.00	0.00
		LBO1 - LABORER I	7.00	0.00	0.00	7.00	0.00	0.00	0.00	0.00	0.00	0.00	0.00	0.00	0.00	0.00	0.00	0.00
		LBO2 - LABORER II	3.00	0.00	0.00	3.00	0.00	0.00	0.00	0.00	0.00	0.00	0.00	0.00	0.00	0.00	0.00	0.00
		LDO2 - LEAD OPERATOR 2	4.00	0.00	0.00	4.00	0.00	0.00	0.00	0.00	0.00	0.00	0.00	0.00	0.00	0.00	0.00	0.00
		PTRB - PT ROADS/BRIDGES	0.00	1.00	0.00	1.00	0.00	0.00	0.00	0.00	0.00	0.00	0.00	0.00	0.00	0.00	0.00	0.00
		PVMG - PAVEMENT MANAGER	1.00	0.00	0.00	1.00	0.00	0.00	0.00	0.00	0.00	0.00	0.00	0.00	0.00	0.00	0.00	0.00
		SURB - SUPERVISOR/ROADS & BRIDGES	3.00	0.00	0.00	3.00	0.00	0.00	0.00	0.00	0.00	0.00	0.00	0.00	0.00	0.00	0.00	0.00
		TR02 - TRUCK DRIVER II	7.00	0.00	0.00	7.00	0.00	0.00	0.00	0.00	0.00	0.00	0.00	0.00	0.00	0.00	0.00	0.00
		TR03 - TRUCK DRIVER III	1.00	0.00	0.00	1.00	0.00	0.00	0.00	0.00	0.00	0.00	0.00	0.00	0.00	0.00	0.00	0.00
		Total	**36.00**	**1.00**	**0.00**	**37.00**	**0.00**	**0.00**	**0.00**	**0.00**	**0.00**	**0.00**	**0.00**	**0.00**	**0.00**	**0.00**	**0.00**	**0.00**
	Total		**42.60**	**1.00**	**0.00**	**43.60**	**0.00**	**0.00**	**0.00**	**0.00**	**1.75**	**0.00**	**0.00**	**1.75**	**0.00**	**0.00**	**0.00**	**0.00**
SPLOST 2018 (324)	SPLOST IT (1538)	NWA - NETWORK ANALYST	0.00	0.00	0.00	0.00	0.00	0.00	0.00	0.00	0.25	0.00	0.00	0.25	0.25	0.00	0.00	0.25
		Total	**0.00**	**0.00**	**0.00**	**0.00**	**0.00**	**0.00**	**0.00**	**0.00**	**0.25**	**0.00**	**0.00**	**0.25**	**0.25**	**0.00**	**0.00**	**0.25**
	SP; '18 COURT HOUSE EXP (2155)	SPCM - SPECIAL PROJECTS MANAGER	0.00	0.00	0.00	0.00	0.00	0.00	0.00	0.00	0.00	0.00	0.00	0.00	0.07	0.00	0.00	0.07
		SRCM - SR CONTRUCTION MGR	0.00	0.00	0.00	0.00	0.00	0.00	0.00	0.00	0.25	0.00	0.00	0.25	0.25	0.00	0.00	0.25
		Total	**0.00**	**0.00**	**0.00**	**0.00**	**0.00**	**0.00**	**0.00**	**0.00**	**0.25**	**0.00**	**0.00**	**0.25**	**0.32**	**0.00**	**0.00**	**0.32**
	SPLOST '12 JAIL CONST (3261)	PRGM - PROGRAM MANAGER	0.00	0.00	0.00	0.00	0.00	0.00	0.00	0.00	0.00	0.00	0.00	0.00	1.00	0.00	0.00	1.00
		SRCM - SR CONTRUCTION MGR	0.00	0.00	0.00	0.00	0.00	0.00	0.00	0.00	0.00	0.00	0.00	0.00	0.75	0.00	0.00	0.75
		Total	**0.00**	**0.00**	**0.00**	**0.00**	**0.00**	**0.00**	**0.00**	**0.00**	**0.00**	**0.00**	**0.00**	**0.00**	**1.75**	**0.00**	**0.00**	**1.75**
	SPLOST JAIL CONSTRUCTION (3262)	PRGM - PROGRAM MANAGER	0.00	0.00	0.00	0.00	1.00	0.00	0.00	1.00	0.00	0.00	0.00	0.00	0.00	0.00	0.00	0.00
		SRCM - SR CONTRUCTION MGR	0.00	0.00	0.00	0.00	1.00	0.00	0.00	1.00	0.00	0.00	0.00	0.00	0.00	0.00	0.00	0.00
		Total	**0.00**	**0.00**	**0.00**	**0.00**	**2.00**	**0.00**	**0.00**	**2.00**	**0.00**	**0.00**	**0.00**	**0.00**	**0.00**	**0.00**	**0.00**	**0.00**
	SPLOST E-911 (3801)	SPCM - SPECIAL PROJECTS MANAGER	0.00	0.00	0.00	0.00	0.00	0.00	0.00	0.00	0.15	0.00	0.00	0.15	0.20	0.00	0.00	0.20
		Total	**0.00**	**0.00**	**0.00**	**0.00**	**0.00**	**0.00**	**0.00**	**0.00**	**0.15**	**0.00**	**0.00**	**0.15**	**0.20**	**0.00**	**0.00**	**0.20**
	SPLOST '18 ENGINEERING (4217)	ACRM - ACCT. & REPORTS MANAGER	0.00	0.00	0.00	0.00	0.00	0.00	0.00	0.00	0.30	0.00	0.00	0.30	0.30	0.00	0.00	0.30

			2018 Budget				2019 Budget				2020 Budget				2021 Budget			
			FT	PT	SPT	Total	FT	PT	SPT	Total	FT	PT	SPT	Total	FT	PT	SPT	Total
SPLOST 2018 (324)	SPLOST '18 ENGINEERING (4217)	ADMA - ADMINISTRATIVE ASSISTANT	0.00	0.00	0.00	0.00	0.00	0.00	0.00	0.00	0.25	0.00	0.00	0.25	0.25	0.00	0.00	0.25
		CDAD - COMMUNITY DEV AGENCY DIR	0.00	0.00	0.00	0.00	0.00	0.00	0.00	0.00	0.50	0.00	0.00	0.50	0.50	0.00	0.00	0.50
		CFO - CHIEF FINANCIAL OFFICER	0.00	0.00	0.00	0.00	0.00	0.00	0.00	0.00	0.20	0.00	0.00	0.20	0.20	0.00	0.00	0.20
		CONI - CONSTRUCTION INSPECTOR	0.00	0.00	0.00	0.00	1.00	0.00	0.00	1.00	1.00	0.00	0.00	1.00	1.00	0.00	0.00	1.00
		CONM - CONSTRUCTION MANAGER	0.00	0.00	0.00	0.00	2.00	0.00	0.00	2.00	2.00	0.00	0.00	2.00	2.00	0.00	0.00	2.00
		PCET - PRECONST ENG TRANSPORTATION	0.00	0.00	0.00	0.00	1.00	0.00	0.00	1.00	1.00	0.00	0.00	1.00	1.00	0.00	0.00	1.00
		SRPM - SPLOST ROADWAY PROJECT MANAGER	0.00	0.00	0.00	0.00	1.00	0.00	0.00	1.00	1.00	0.00	0.00	1.00	1.00	0.00	0.00	1.00
		SWMG - STORM WATER MANAGER	0.00	0.00	0.00	0.00	0.00	0.00	0.00	0.00	0.24	0.00	0.00	0.24	0.24	0.00	0.00	0.24
		Total	**0.00**	**0.00**	**0.00**	**0.00**	**5.00**	**0.00**	**0.00**	**5.00**	**6.49**	**0.00**	**0.00**	**6.49**	**6.49**	**0.00**	**0.00**	**6.49**
	SPLOST '18 ROADS & BRIDGES (4218)	ADMA - ADMINISTRATIVE ASSISTANT	0.00	0.00	0.00	0.00	1.00	0.00	0.00	1.00	1.00	0.00	0.00	1.00	1.00	0.00	0.00	1.00
		EO01 - EQUIPMENT OPERATOR I	0.00	0.00	0.00	0.00	4.00	0.00	0.00	4.00	4.00	0.00	0.00	4.00	4.00	0.00	0.00	4.00
		EO02 - EQUIPMENT OPERATOR II	0.00	0.00	0.00	0.00	3.00	0.00	0.00	3.00	4.00	0.00	0.00	4.00	4.00	0.00	0.00	4.00
		HVOP - HEAVY EQUIPMENT OPERATOR	0.00	0.00	0.00	0.00	8.00	0.00	0.00	8.00	7.00	0.00	0.00	7.00	7.00	0.00	0.00	7.00
		LB - LABORER	0.00	0.00	0.00	0.00	7.00	0.00	0.00	7.00	8.00	0.00	0.00	8.00	8.00	0.00	0.00	8.00
		LBO1 - LABORER I	0.00	0.00	0.00	0.00	1.00	0.00	0.00	1.00	1.00	0.00	0.00	1.00	1.00	0.00	0.00	1.00
		PTRB - PT ROADS/BRIDGES	0.00	0.00	0.00	0.00	0.00	1.00	0.00	1.00	0.00	1.00	0.00	1.00	0.00	1.00	0.00	1.00
		PVMG - PAVEMENT MANAGER	0.00	0.00	0.00	0.00	1.00	0.00	0.00	1.00	1.00	0.00	0.00	1.00	1.00	0.00	0.00	1.00
		SURB - SUPERVISOR/ROADS & BRIDGES	0.00	0.00	0.00	0.00	3.00	0.00	0.00	3.00	3.00	0.00	0.00	3.00	3.00	0.00	0.00	3.00
		TR02 - TRUCK DRIVER II	0.00	0.00	0.00	0.00	8.00	0.00	0.00	8.00	8.00	0.00	0.00	8.00	7.00	0.00	0.00	7.00
		TR03 - TRUCK DRIVER III	0.00	0.00	0.00	0.00	1.00	0.00	0.00	1.00	1.00	0.00	0.00	1.00	1.00	0.00	0.00	1.00
		Total	**0.00**	**0.00**	**0.00**	**0.00**	**37.00**	**1.00**	**0.00**	**38.00**	**38.00**	**1.00**	**0.00**	**39.00**	**37.00**	**1.00**	**0.00**	**38.00**
	Total		**0.00**	**0.00**	**0.00**	**0.00**	**44.00**	**1.00**	**0.00**	**45.00**	**45.14**	**1.00**	**0.00**	**46.14**	**46.01**	**1.00**	**0.00**	**47.01**
EMERGENCY MEDICAL SERVICES (580)	EMS OPERATIONS (3610)	DBMF - DATABASE MGR FIRE DEPARTMENT	0.00	0.00	0.00	0.00	0.00	0.00	0.00	0.00	0.00	0.00	0.00	0.00	1.00	0.00	0.00	1.00
		EASB - EMS ADMIN ASST BILLING	0.00	0.00	0.00	0.00	0.00	0.00	0.00	0.00	0.00	0.00	0.00	0.00	2.00	0.00	0.00	2.00

			2018 Budget				2019 Budget				2020 Budget				2021 Budget			
			FT	PT	SPT	Total	FT	PT	SPT	Total	FT	PT	SPT	Total	FT	PT	SPT	Total
EMERGENCY MEDICAL SERVICES (580)	EMS OPERATIONS (3610)	EMSC - EMS CHIEF	0.00	0.00	0.00	0.00	0.00	0.00	0.00	0.00	0.00	0.00	0.00	0.00	1.00	0.00	0.00	1.00
		ETOF - EMS TRAINING OFFICER	0.00	0.00	0.00	0.00	0.00	0.00	0.00	0.00	0.00	0.00	0.00	0.00	1.00	0.00	0.00	1.00
		PPDF - PARAMEDIC PROGRAM DIRECTOR	0.00	0.00	0.00	0.00	0.00	0.00	0.00	0.00	0.00	0.00	0.00	0.00	1.00	0.00	0.00	1.00
		PTCC - PT CLINICAL COORDINATOR EMS	0.00	0.00	0.00	0.00	0.00	0.00	0.00	0.00	0.00	0.00	0.00	0.00	0.00	1.00	0.00	1.00
		QAQI - QUALITY/QI	0.00	0.00	0.00	0.00	0.00	0.00	0.00	0.00	0.00	0.00	0.00	0.00	2.00	0.00	0.00	2.00
		Total	**0.00**	**0.00**	**0.00**	**0.00**	**0.00**	**0.00**	**0.00**	**0.00**	**0.00**	**0.00**	**0.00**	**0.00**	**8.00**	**1.00**	**0.00**	**9.00**
	EMS OPERATIONS (3630)	CAPF - CAPTAIN FIRE	2.00	0.00	0.00	2.00	1.00	0.00	0.00	1.00	1.00	0.00	0.00	1.00	2.00	0.00	0.00	2.00
		DVCF - DIVISION CHIEF	0.00	0.00	0.00	0.00	1.00	0.00	0.00	1.00	1.00	0.00	0.00	1.00	0.00	0.00	0.00	0.00
		EASB - EMS ADMIN ASST BILLING	1.00	0.00	0.00	1.00	1.00	0.00	0.00	1.00	1.00	0.00	0.00	1.00	0.00	0.00	0.00	0.00
		EMSC - EMS CHIEF	1.00	0.00	0.00	1.00	0.00	0.00	0.00	0.00	0.00	0.00	0.00	0.00	0.00	0.00	0.00	0.00
		ETOF - EMS TRAINING OFFICER	1.00	0.00	0.00	1.00	1.00	0.00	0.00	1.00	1.00	0.00	0.00	1.00	0.00	0.00	0.00	0.00
		FAOP - FIRE APPARATUS OPERATOR	22.00	0.00	0.00	22.00	18.00	0.00	0.00	18.00	17.00	0.00	0.00	17.00	22.00	0.00	0.00	22.00
		FAPA - FIRE APPARATUS OPER PARAMEDIC	12.00	0.00	0.00	12.00	15.00	0.00	0.00	15.00	20.00	0.00	0.00	20.00	17.00	0.00	0.00	17.00
		FF - FIREFIGHTER	15.00	0.00	0.00	15.00	15.00	0.00	0.00	15.00	23.00	0.00	0.00	23.00	23.00	0.00	0.00	23.00
		FFEL - FIREFIGHTER ENTRY LEVEL	13.00	0.00	0.00	13.00	15.00	0.00	0.00	15.00	13.00	0.00	0.00	13.00	12.00	0.00	0.00	12.00
		FFPA - FIREFIGHTER PARAMEDIC	3.00	0.00	0.00	3.00	1.00	0.00	0.00	1.00	0.00	0.00	0.00	0.00	0.00	0.00	0.00	0.00
		LTFE - LIEUTENANT - FIRE	2.00	0.00	0.00	2.00	2.00	0.00	0.00	2.00	2.00	0.00	0.00	2.00	5.00	0.00	0.00	5.00
		MDCN - MEDCON	3.00	0.00	0.00	3.00	6.00	0.00	0.00	6.00	3.00	0.00	0.00	3.00	6.00	0.00	0.00	6.00
		PPDF - PARAMEDIC PROGRAM DIRECTOR	1.00	0.00	0.00	1.00	1.00	0.00	0.00	1.00	1.00	0.00	0.00	1.00	0.00	0.00	0.00	0.00
		PTCC - PT CLINICAL COORDINATOR EMS	0.00	0.00	0.00	0.00	0.00	0.00	0.00	0.00	0.00	1.00	0.00	1.00	0.00	0.00	0.00	0.00
		PTFE - PT FIREFIGHTER ENTRY LEVEL	0.00	2.00	0.00	2.00	0.00	2.00	0.00	2.00	0.00	0.00	0.00	0.00	0.00	0.00	0.00	0.00
		QAQI - QUALITY/QI	2.00	0.00	0.00	2.00	3.00	0.00	0.00	3.00	3.00	0.00	0.00	3.00	0.00	0.00	0.00	0.00
		SGTF - SERGEANT FIRE	9.00	0.00	0.00	9.00	11.00	0.00	0.00	11.00	12.00	0.00	0.00	12.00	10.00	0.00	0.00	10.00
		Total	**87.00**	**2.00**	**0.00**	**89.00**	**91.00**	**2.00**	**0.00**	**93.00**	**98.00**	**1.00**	**0.00**	**99.00**	**97.00**	**0.00**	**0.00**	**97.00**

			2018 Budget				2019 Budget				2020 Budget				2021 Budget			
			FT	PT	SPT	Total	FT	PT	SPT	Total	FT	PT	SPT	Total	FT	PT	SPT	Total
EMERGENCY MEDICAL	**Total**		**87.00**	**2.00**	**0.00**	**89.00**	**91.00**	**2.00**	**0.00**	**93.00**	**98.00**	**1.00**	**0.00**	**99.00**	**105.00**	**1.00**	**0.00**	**106.00**
INSURANCE AND BENEFITS FUND (605)	HUMAN RESOURCES (1540)	BCMG - BENEFITS & COMP MANAGER	0.50	0.00	0.00	0.50	0.00	0.00	0.00	0.00	0.00	0.00	0.00	0.00	0.00	0.00	0.00	0.00
		HRAS - HR ASSISTANT	0.50	0.00	0.00	0.50	0.00	0.00	0.00	0.00	0.00	0.00	0.00	0.00	0.00	0.00	0.00	0.00
		HRGE - MANAGER HR OPERATIONS	1.00	0.00	0.00	1.00	0.00	0.00	0.00	0.00	0.00	0.00	0.00	0.00	0.00	0.00	0.00	0.00
		MPO - MANAGER,PEOPLE MANAGER	0.00	0.00	0.00	0.00	0.00	0.00	0.00	0.00	0.00	0.00	0.00	0.00	0.00	0.00	0.00	0.00
		PRAS - PEOPLE RESOURCES ASSISTANT	0.00	0.00	0.00	0.00	0.00	0.00	0.00	0.00	0.00	0.00	0.00	0.00	0.00	0.00	0.00	0.00
		Total	**2.00**	**0.00**	**0.00**	**2.00**	**0.00**	**0.00**	**0.00**	**0.00**	**0.00**	**0.00**	**0.00**	**0.00**	**0.00**	**0.00**	**0.00**	**0.00**
	INSURANCE/BENEFITS (1594)	BSM - BENEFITS SYSTEMS ADMINISTATOR	0.00	0.00	0.00	0.00	0.00	0.00	0.00	0.00	0.00	0.00	0.00	0.00	1.00	0.00	0.00	1.00
		HRAS - HR ASSISTANT	0.00	0.00	0.00	0.00	0.00	0.00	0.00	0.00	0.50	0.00	0.00	0.50	0.50	0.00	0.00	0.50
		HRMG - HR MANAGER	0.00	0.00	0.00	0.00	0.00	0.00	0.00	0.00	0.50	0.00	0.00	0.50	0.50	0.00	0.00	0.50
		HROM - HR OPERATIONS MANAGER	0.00	0.00	0.00	0.00	0.00	0.00	0.00	0.00	1.00	0.00	0.00	1.00	0.00	0.00	0.00	0.00
		SPMG - STRATEGY & PERFORMANCE MGR	0.00	0.00	0.00	0.00	0.00	0.00	0.00	0.00	0.20	0.00	0.00	0.20	0.20	0.00	0.00	0.20
		Total	**0.00**	**0.00**	**0.00**	**0.00**	**0.00**	**0.00**	**0.00**	**0.00**	**2.20**	**0.00**	**0.00**	**2.20**	**2.20**	**0.00**	**0.00**	**2.20**
	Total		**2.00**	**0.00**	**0.00**	**2.00**	**0.00**	**0.00**	**0.00**	**0.00**	**2.20**	**0.00**	**0.00**	**2.20**	**2.20**	**0.00**	**0.00**	**2.20**
FLEET MAINTENANCE FUND (610)	FLEET MAINTENANCE (1595)	ADMA - ADMINISTRATIVE ASSISTANT	1.00	0.00	0.00	1.00	0.00	0.00	0.00	0.00	0.00	0.00	0.00	0.00	0.00	0.00	0.00	0.00
		AUTO - AUTO PARTS TECH	1.00	0.00	0.00	1.00	0.00	0.00	0.00	0.00	0.00	0.00	0.00	0.00	0.00	0.00	0.00	0.00
		DRFS - DIRECTOR - FLEET MAINTENANCE	1.00	0.00	0.00	1.00	0.00	0.00	0.00	0.00	0.00	0.00	0.00	0.00	0.00	0.00	0.00	0.00
		MEC2 - MECHANIC II	3.00	0.00	0.00	3.00	0.00	0.00	0.00	0.00	0.00	0.00	0.00	0.00	0.00	0.00	0.00	0.00
		MEC3 - MECHANIC III	4.00	0.00	0.00	4.00	0.00	0.00	0.00	0.00	0.00	0.00	0.00	0.00	0.00	0.00	0.00	0.00
		Total	**10.00**	**0.00**	**0.00**	**10.00**	**0.00**	**0.00**	**0.00**	**0.00**	**0.00**	**0.00**	**0.00**	**0.00**	**0.00**	**0.00**	**0.00**	**0.00**
	FLEET MAINTENANCE (1598)	AUTO - AUTO PARTS TECH	0.00	0.00	0.00	0.00	1.00	0.00	0.00	1.00	1.00	0.00	0.00	1.00	1.00	0.00	0.00	1.00
		DRFS - DIRECTOR - FLEET MAINTENANCE	0.00	0.00	0.00	0.00	1.00	0.00	0.00	1.00	1.00	0.00	0.00	1.00	1.00	0.00	0.00	1.00
		FMSS - FLEET MNGMT SHOP SUPERVISOR	0.00	0.00	0.00	0.00	0.00	0.00	0.00	0.00	1.00	0.00	0.00	1.00	1.00	0.00	0.00	1.00
		FOMG - FLEET OPERATIONS MANAGER	0.00	0.00	0.00	0.00	1.00	0.00	0.00	1.00	1.00	0.00	0.00	1.00	1.00	0.00	0.00	1.00

			2018 Budget				2019 Budget				2020 Budget				2021 Budget			
			FT	PT	SPT	Total	FT	PT	SPT	Total	FT	PT	SPT	Total	FT	PT	SPT	Total
FLEET MAINTENANCE FUND (610)	FLEET MAINTENANCE (1598)	MEC2 - MECHANIC II	0.00	0.00	0.00	0.00	4.00	0.00	0.00	4.00	3.00	0.00	0.00	3.00	2.00	0.00	0.00	2.00
		MEC3 - MECHANIC III	0.00	0.00	0.00	0.00	4.00	0.00	0.00	4.00	4.00	0.00	0.00	4.00	5.00	0.00	0.00	5.00
		Total	**0.00**	**0.00**	**0.00**	**0.00**	**11.00**	**0.00**	**0.00**	**11.00**	**11.00**	**0.00**	**0.00**	**11.00**	**11.00**	**0.00**	**0.00**	**11.00**
	Total		**10.00**	**0.00**	**0.00**	**10.00**	**11.00**	**0.00**	**0.00**	**11.00**	**11.00**	**0.00**	**0.00**	**11.00**	**11.00**	**0.00**	**0.00**	**11.00**
Total			**1401.00**	**181.00**	**151.00**	**1733.00**	**1462.00**	**319.00**	**17.00**	**1798.00**	**1513.00**	**324.00**	**16.00**	**1853.00**	**1559.00**	**338.00**	**14.00**	**1911.00**

CHEROKEE COUNTY BOARD OF COMMISSIONERS
PAYMENTS TO OTHER AGENCIES
2021 BUDGET

Agency	Fund		Account	2019 Budget Amount	2020 Budget Amount	2021 Budget Amount	Notes
Anna Crawford Children's Home	100	General	15447000-572000	$4,600	$4,600	$4,600	
Anna Crawford Children's Home	256	Victim/Witness	25433000-572000	$50,000	$50,000	$50,000	2021 Monthly Supplement = $4,166.67
Boys and Girls Club	100	General	15447000-572000	$4,600	$4,600	$4,600	
The Children's Haven	100	General	15447000-572000	$13,300	$13,300	$13,300	
The Children's Haven	256	Victim/Witness	25433000-572000	$6,000	$6,000	$6,000	2021 Monthly Supplement = $500.00
Cherokee Family Violence	256	Victim/Witness	25433000-572000	$50,000	$50,000	$50,000	2021 Monthly Supplement = $4,166.67
Cherokee Family Violence	100	General	15447000-572000	$13,800	$13,800	$13,800	
Cherokee County Airport	120	General	17511000-572000	$45,000	$45,000	$45,000	2021 Monthly Supplement = $3,750.00
Cherokee County Arts	100	General	16520000-572000	$40,000	$40,000	$40,000	2021 Monthly Supplement = $3,333.33
Cherokee County Chamber of Commerce	275	Hotel/Motel Tax Fund	27510000-572002	$50,000	$50,000	$50,000	2021 Monthly Supplement from Hotel/Motel Fund of $4,166.67
Cherokee County Office of Economic Development	100	General Fund	17512150-572000	$592,187	$592,187	$592,187	2021 monthly supplement $49,348.92
Cherokee County Office of Economic Development	275	Hotel/Motel Tax Fund	27510000-572001	$15,000	$15,000	$15,000	2021 Monthly Supplement from Hotel/Motel Fund of $1,250
Cherokee County Historical Society	100	General	16550000-572000	$38,476	$64,017	$50,000	2021 Monthly Supplement $4166.67
Must Ministries	100	General	1657000-572000	$0	$50,000	$50,000	2021 Monthly Supplement $4,166.67
Cherokee Day Training Center	100	General	15446000-572000	$12,000	$12,000	$12,000	2021 Monthly Supplement $1,000
DFACS	100	General	15443000-572000	$97,000	$97,000	$97,000	Payments based on invoices
Extension Services	100	General	15600000-571000	$98,926	$104,800	$109,777	$105,297 + $4,480 for utilities - 2021 Monthly Supplement $8,774.75
Georgia Forestry Commission	150	General Fund UCS	17140150-572000	$14,561	$13,197	$13,197	2021 Monthly Payment of $1,099.75
Library	100	General	16510000-572000	$2,254,116	$2,454,116	$2,600,845	2021 Monthly Supplement = $216,737.08. Added $147K to 2021 per Budget submitted by Library.
Northwest Health District	100	General	15110000-572000	$202,701	$202,701	$202,701	$192,333+ $10,368 for utilities = $202,701 2021 monthly supplement = $16,027.75
Upper Etowah River Alliance	150	General Fund UCS	14252150-572000	$0	$10,000	$10,000	
Environmental Health	100	General	15200000-572000	$4,908	$5,125	$5,601	Utilities only
TOTAL PAYMENTS TO OUTSIDE AGENCIES				**$3,607,175**	**$3,897,443**	**$4,035,608**	

General Fund

Cherokee County Board of Commissioners
Inflows Compared to Expenditures - General Fund

	2018 Actual	2019 Actual	2020 Revised Budget	2021 Proposed Budget	2021 Proposed Budget v 2020 B/(W)
INFLOWS	91,330,930	98,196,082	97,745,047	107,063,730	9,318,683
EXPENDITURES:					
BOARD OF COMMISSIONERS	918,965	298,352	310,507	345,002	(34,495)
COUNTY CLERK	148,752	174,597	225,360	251,298	(25,938)
COUNTY MANAGER	639,071	745,554	759,624	888,979	(129,355)
ADMINISTRATIVE SERVICES	277,464	273,234	324,725	269,239	55,486
CAPITAL PROJECTS	0	15,903	23,803	23,358	445
ELECTIONS	772,828	802,092	928,715	872,067	56,648
BUDGETING & FINANCIAL SERVICES	707,516	846,986	914,635	966,599	(51,964)
DEVELOPMENT SVCS CENTER	365,875	451,169	486,493	538,694	(52,201)
PURCHASING	260,270	276,492	350,055	346,339	3,716
COUNTY ATTORNEY	402,277	438,664	302,580	360,583	(58,003)
INFORMATION TECHNOLOGY	2,406,993	2,712,982	2,971,448	3,075,258	(103,810)
GIS/MAPPING	328,914	421,664	350,789	358,050	(7,261)
HUMAN RESOURCES	404,532	456,840	360,963	380,424	(19,461)
TAX COMMISSIONER	1,786,984	1,953,309	2,087,836	2,315,865	(228,029)
TAX COMMISSIONER - TAVT	216,691	274,207	264,735	268,185	(3,450)
TAX ASSESSOR	2,622,521	2,577,100	2,812,542	2,930,297	(117,755)
RISK MANAGEMENT	0	0	122,232	130,276	(8,044)
FACILITIES MANAGEMENT	1,904,707	1,979,591	2,109,016	2,226,910	(117,894)
COMMUNICATIONS	0	0	0	283,044	(283,044)
GENERAL ADMINISTRATION	1,655,725	106,107	191,503	627,383	(435,880)
RENTAL PROPERTIES	16,703	23,395	21,070	21,070	0
COUNTY PROBATION	0	381,030	621,426	780,215	(158,789)
CORONER	176,222	194,663	216,606	225,432	(8,826)
ANIMAL CONTROL	448,207	467,625	476,394	517,665	(41,271)
ANIMAL SHELTER	0	1,271,518	1,446,789	1,548,727	(101,938)
EMA	288,318	299,108	331,399	355,494	(24,095)
PUBLIC WORKS	3,583,468	3,561,701	3,931,558	4,162,803	(231,245)
STORMWATER MGT ENGINEERING	371,393	514,297	472,301	539,804	(67,503)
ENGINEERING	1,118,963	1,153,602	1,290,098	1,337,006	(46,908)
RECYCLING	285,735	247,352	299,193	309,757	(10,564)
BLALOCK LANDFILL CLOSURE	207,405	237,932	338,942	339,892	(950)
NORTHWEST HEALTH DISTRICT	201,539	204,470	202,701	202,701	0
ENVIRONMENTAL HEALTH	4,261	4,909	5,125	5,601	(476)
DFACS	91,401	97,153	97,000	97,000	0
CHEROKEE DAY TRAINING CTR	12,000	12,000	12,000	12,000	0
CHILDREN & YOUTH SERVICES	36,300	31,700	36,300	36,300	0
COMMUNITY SERVICES	0	0	189,405	200,560	(11,155)
COUNTY EXTENSION SERVICES	85,169	100,992	104,800	109,777	(4,977)
LIBRARY	2,191,783	2,254,116	2,454,116	2,600,845	(146,729)
CHEROKEE COUNTY ARTS	40,000	40,000	40,000	40,000	0
HISTORICAL SOCIETY	29,591	37,027	64,017	50,000	14,017
MUST HOMELESS VET/CHILDREN	0	0	50,000	50,000	0
CONSERVATION ADMINISTRATION	70,246	74,576	75,861	84,448	(8,587)
FOREST RESOURCES CONS	14,561	12,856	13,197	13,197	0
BUILDING INSPECTIONS	842,768	1,038,889	1,003,312	1,025,418	(22,106)
PLANNING AND LAND USE	881,997	1,024,663	1,079,643	1,172,852	(93,209)
CODE ENFORCEMENT	1,174,748	1,390,179	1,434,947	1,621,412	(186,465)

Cherokee County Board of Commissioners
Inflows Compared to Expenditures - General Fund

	2018 Actual	2019 Actual	2020 Revised Budget	2021 Proposed Budget	2021 Proposed Budget v 2020 B/(W)
FLEXIBLE BENEFITS PLAN	13,772	14,736	15,000	18,000	(3,000)
TOTAL GENERAL SERVICES	**28,006,634**	**29,495,333**	**32,220,761**	**34,935,826**	**(2,715,065)**
INTERFUND TRANSFERS	5,518,206	9,193,863	7,348,289	8,269,359	(921,070)
TOTAL INTERFUND TRANSFERS	**5,518,206**	**9,193,863**	**7,348,289**	**8,269,359**	**(921,070)**
ECONOMIC DEVELOPMENT FUND	**602,187**	**637,187**	**637,187**	**637,187**	**0**
COURT ADMIN SRVCS	1,664,646	1,810,159	1,852,372	2,030,363	(177,991)
SUPERIOR COURT	380,623	480,454	517,724	536,327	(18,603)
CLERK OF SUPERIOR COURT	3,526,023	3,854,988	3,995,107	4,287,412	(292,305)
CLERK OF COURT - BOE	21,483	19,620	26,713	26,840	(127)
CLERK OF COURT - TECH FUND	161,194	145,117	163,000	163,000	0
DISTRICT ATTORNEY	2,387,630	2,797,943	3,100,870	3,813,031	(712,161)
STATE COURT	776,461	881,329	969,581	1,075,191	(105,610)
STATE COURT TECH FUND	23,392	20,430	25,000	25,000	0
SOLICITOR	1,741,554	1,828,470	1,985,406	2,192,033	(206,627)
SOLICITOR VIDEO ACCOUNT	1,611	327	27,408	46,000	(18,592)
MAGISTRATE COURT	407,793	458,510	481,587	516,499	(34,912)
PROBATE COURT	802,196	863,208	879,077	988,992	(109,915)
JUVENILE COURT	1,222,407	1,314,045	1,388,427	1,454,794	(66,367)
JUVENILE CT - SUPERVISION FEES	35,846	20,269	64,780	64,780	0
INDIGENT DEFENSE	2,011,276	2,263,368	2,249,602	2,555,877	(306,275)
JUDICIAL SERVICES	**15,164,135**	**16,758,238**	**17,726,654**	**19,776,139**	**(2,049,485)**
SHERIFF OFFICE	**37,147,655**	**40,428,988**	**43,626,150**	**47,460,985**	**(3,834,835)**
TOTAL GENERAL FUND	**86,438,817**	**96,513,609**	**101,559,041**	**111,079,496**	**(9,520,455)**
Inflows Over Expenditures	4,892,113	1,682,473	(3,813,994)	(4,015,766)	

2021 DEPARTMENT BUDGET/FORECAST REPORT - GENERAL FUND (100)
AS OF 7/31/2020/ (21.5 PayPeriods - 82.69% of Year Lapsed)

	YEAR OVER YEAR INFORMATION						YOY VARIANCE (100%)	
	2018 Actual	2019 Actual	2020 Budget	2020 YTD	2020 Run	2021 Commission Budget	2020 R V 2021 B	2020 B V 2021 B
GENERAL FUND (100)								
ALL FUNDING SOURCES								
TAXES								
311000 - PROPERTY TAXES - CURRENT YEAR	47,813,121	50,549,407	53,492,732	52,076,847	53,267,184	57,088,345	(3,821,161)	(3,595,613)
311120 - TIMBER	1,980	8,970	5,193	5,655	6,417	8,172	(1,755)	(2,979)
311200 - REAL PROPERTY-PRIOR YEAR	434,264	695,860	398,026	312,574	438,786	498,681	(59,895)	(100,655)
311310 - MOTOR VEHICLE	837,599	673,479	724,460	423,803	522,180	604,850	(82,670)	119,610
311311 - REDUCTION OF MV TAX	0	0	(260,853)	0	0	(121,063)	121,063	(139,790)
311314 - VC - TAVT 1% ADMIN FEE	256,081	237,621	250,000	131,119	193,622	250,000	(56,378)	0
311315 - TAVT	7,668,007	9,731,048	8,327,157	9,513,426	12,560,938	12,817,157	(256,219)	(4,490,000)
311316 - ALTERNATIVE AD VALOREM TAX	26,822	30,158	20,000	0	20,000	30,000	(10,000)	(10,000)
311320 - MOBILE HOME	94,272	100,824	76,117	91,145	95,886	79,125	16,761	(3,008)
311340 - INTANGIBLES (REGULAR & RECORD)	1,764,732	1,832,559	1,600,000	1,995,273	2,595,273	1,800,000	795,273	(200,000)
311350 - RAILROAD EQUIPMENT TAX	13,173	14,225	13,000	0	13,000	13,000	0	0
311600 - REAL ESTATE TRANSFER	543,047	552,739	430,000	405,693	525,693	450,000	75,693	(20,000)
311750 - FRANCHISE TAX-TELEVISION CABLE	2,228,053	2,242,171	2,100,000	1,196,113	2,157,113	2,100,000	57,113	0
311790 - BANK FRANCHISE TAX	389,842	374,307	370,000	467,468	467,468	425,000	42,468	(55,000)
316200 - INSURANCE PREMIUM TAXES	10,029,142	10,720,235	10,433,975	0	11,000,000	11,400,000	(400,000)	(966,025)
319120 - PENALTIES/INTEREST PERSONAL PR	352,971	361,841	380,000	260,580	341,663	380,000	(38,337)	0
TOTAL TAXES	72,453,106	78,125,442	78,359,807	66,879,698	84,205,223	87,823,267	(3,618,044)	(9,463,460)
LICENSES & PERMITS								
321110 - BEER AND WINE APPLICATION FEE	224,150	240,000	225,000	250,050	250,613	245,000	5,613	(20,000)
321111 - NEW ALCOHOL BEVERAGE FEES	31,600	28,200	25,000	19,392	23,562	27,000	(3,438)	(2,000)
321240 - MISCELLANEOUS BUSINESS LICENSE	545,326	468,572	460,000	650,800	659,824	550,000	109,824	(90,000)
321241 - NEWLY ISSUED BUSINESS LICENSE	53,660	64,990	50,000	48,610	56,940	55,000	1,940	(5,000)
321900 - OTHER FEES	27,275	41,870	25,000	24,880	31,130	30,000	1,130	(5,000)
322990 - FILM PROJECT FEES	7,000	4,500	0	1,500	1,500	0	1,500	0
323120 - BUILDING INSPECTION	2,285,044	1,769,879	1,800,000	1,539,770	1,859,627	1,800,000	59,627	0
323920 - ELECTRONIC REVIEW	61,075	58,505	45,000	50,575	58,075	50,000	8,075	(5,000)
TOTAL LICENSES & PERMITS	3,235,129	2,676,516	2,630,000	2,585,577	2,941,271	2,757,000	184,271	(127,000)

2021 DEPARTMENT BUDGET/FORECAST REPORT - GENERAL FUND (100)
AS OF 7/31/2020/ (21.5 PayPeriods - 82.69% of Year Lapsed)

	YEAR OVER YEAR INFORMATION						YOY VARIANCE (100%)	
	2018 Actual	2019 Actual	2020 Budget	2020 YTD	2020 Run	2021 Commission Budget	2020 R V 2021 B	2020 B V 2021 B
INTERGOVT								
331114 - FEDERAL INDIRECT-PUBLIC WEL	84,967	26,051	0	23,196	23,196	0	23,196	0
333100 - PMT IN LIEU OF TAXES - FED GOV	47,728	48,784	46,000	49,838	49,838	48,000	1,838	(2,000)
334153 - STATE INDIRECT PUBLIC WELFARE	0	580	0	0	0	0	0	0
334310 - STATE GRANTS-DIRECT	0	226,144	0	0	0	0	0	0
335200 - FOREST LAND PROTECTION GRANT	5,940	9,435	5,000	8,640	8,640	7,000	1,640	(2,000)
336300 - RANGE REVENUE	45,841	41,296	30,000	39,295	44,295	50,000	(5,705)	(20,000)
337050 - LOCAL GOV SHARED REV - TC	0	52,676	0	0	0	0	0	0
TOTAL INTERGOVT	184,476	404,966	81,000	120,969	125,969	105,000	20,969	(24,000)

2021 DEPARTMENT BUDGET/FORECAST REPORT - GENERAL FUND (100)
AS OF 7/31/2020/ (21.5 PayPeriods - 82.69% of Year Lapsed)

	YEAR OVER YEAR INFORMATION						YOY VARIANCE (100%)	
	2018 Actual	2019 Actual	2020 Budget	2020 YTD	2020 Run	2021 Commission Budget	2020 R V 2021 B	2020 B V 2021 B
CHARGES FOR SVCS								
341120 - PROBATION FEE	7,658	12,689	5,000	10,889	11,719	7,500	4,219	(2,500)
341392 - OTHER-SOIL EROSION PLAN REVIEW	830	590	500	460	540	500	40	0
341394 - CERTIFICATE OF OCCUPANCY FEE	60,777	55,810	55,000	43,100	52,270	55,000	(2,730)	0
341396 - NPDES FEES	15,733	19,772	20,000	15,430	18,760	20,000	(1,240)	0
341400 - PRINTING AND DUPLICATION SERVI	79,357	87,235	85,000	57,020	78,273	90,500	(12,227)	(5,500)
341500 - SALES TAX VENDOR COMPENSATION	1,679	1,862	1,000	1,588	1,841	1,500	341	(500)
341780 - INTERNAL SVC CHRG - CUSTODIAL	452,448	520,992	551,014	459,031	550,572	589,585	(39,013)	(38,571)
341910 - ELECTION QUALIFYING FEE	11,277	14,545	0	23,258	23,258	0	23,258	0
341930 - SALES OF MAPS AND PUBLICATIONS	8,550	9,500	7,000	6,980	8,150	7,000	1,150	0
341940 - COMMISSIONS ON TAX COLLECTIONS	4,085,173	4,246,210	4,200,000	4,224,489	4,537,922	4,700,000	(162,078)	(500,000)
341945 - TAVT COMMISSIONS	355,934	400,779	330,000	276,150	358,650	350,000	8,650	(20,000)
341950 - OTHER-VEHICLE EMMISSION FEE	173,984	107,019	120,000	79,313	109,313	120,000	(10,687)	0
342140 - PROBATION FEES	0	62,320	600,000	370,089	470,089	500,000	(29,911)	100,000
342330 - PRISONER HOUSING FEE	5,130	0	0	36,845	36,845	50,000	(13,155)	(50,000)
344110 - REFUSE COLLECTION CHARGES	117,986	58,356	50,000	51,169	59,499	50,000	9,499	0
344150 - LANDFILL TIPPING FEES	1,305,400	1,446,556	1,350,000	365,475	924,740	1,350,000	(425,260)	0
344151 - LANDFILL HOST FEES	599,903	1,720,118	2,500,000	820,574	2,074,642	2,500,000	(425,358)	0
346101 - ANIMAL SHELTER-ADOPTION FEE	0	71,674	92,000	48,128	63,458	75,000	(11,542)	17,000
346102 - ANIMAL SHELTER-RECLAIM FEE	0	21,448	22,000	11,980	15,650	20,000	(4,350)	2,000
346103 - ANIMAL SHELTER-EUTHANASIA FEE	0	3,640	5,000	2,800	3,630	5,000	(1,370)	0
346104 - ANIMAL SHELTER-RABIES VAC FEE	0	5,782	7,000	3,865	5,035	5,500	(465)	1,500
346105 - ANIMAL SHELTER-MICROCHIP FEE	0	870	2,000	160	490	1,000	(510)	1,000
346107 - ANIMAL SHELTER-SURRENDER FEE	0	21,982	19,000	12,030	15,200	20,000	(4,800)	(1,000)
346109 - QUARANTINE FEES	0	5,990	5,000	4,440	5,270	6,000	(730)	(1,000)
346112 - SPECIAL PROJECTS ANIMAL SHELTE	0	60,687	30,000	45,245	50,245	40,000	10,245	(10,000)
346900 - OPEN RECORDS REQUEST FEES	2,558	12,452	2,500	1,865	2,285	2,500	(215)	0
349300 - CK FEE	3,036	2,779	3,500	1,780	2,360	3,000	(640)	500
TOTAL CHARGES FOR SVCS	7,287,413	8,971,658	10,062,514	6,974,155	9,480,706	10,569,585	(1,088,879)	(507,071)

2021 DEPARTMENT BUDGET/FORECAST REPORT - GENERAL FUND (100)
AS OF 7/31/2020/ (21.5 PayPeriods - 82.69% of Year Lapsed)

	YEAR OVER YEAR INFORMATION						YOY VARIANCE (100%)	
	2018 Actual	2019 Actual	2020 Budget	2020 YTD	2020 Run	2021 Commission Budget	2020 R V 2021 B	2020 B V 2021 B
FINES & FORFEITURES								
351110 - FINES/ FORFEITURES-SUPERIOR CT	1,448,022	1,479,950	1,300,000	1,322,827	1,712,828	1,400,000	312,828	(100,000)
351120 - FINES/ FORFEITURES-STATE CT	1,904,258	1,691,956	1,725,000	927,558	1,176,938	1,625,000	(448,062)	100,000
351121 - PRE-TRIAL DIVERSION PROG FEE	64,825	59,070	73,000	47,670	62,670	73,000	(10,330)	0
351122 - FORCLOSURE FEE	1,025	500	0	0	0	0	0	0
351123 - FINES/FORFEI-PRIOR JAIL BOND	356,372	(3,940)	0	0	0	0	0	0
351130 - FINES/ FORFEITURES-MAGISTRATE	537,504	512,246	475,000	294,750	369,750	490,000	(120,250)	(15,000)
351150 - FINES/ FORFEITURES-PROBATE CT	461,695	462,543	425,000	343,981	450,228	440,000	10,228	(15,000)
351160 - FINES/ FORFEITURES-JUVENILE CT	83,349	79,182	95,000	36,093	41,343	85,000	(43,657)	10,000
351340 - OTHER CONFISCATIONS/ESCHEATS	1,039	4,607	8,000	5,340	13,340	8,000	5,340	0
351400 - ADDITIONAL PENALTY ASSESSMENTS	265,500	294,419	250,000	201,354	263,857	275,000	(11,143)	(25,000)
351401 - RESTITUTION CHARGES	16,489	50,837	0	1,756	1,756	0	1,756	0
TOTAL FINES & FORFEITURES	5,140,079	4,631,370	4,351,000	3,181,329	4,092,710	4,396,000	(303,290)	(45,000)
INVSMT REVENUE								
361000 - INTEREST REVENUES	695,107	1,276,277	900,000	664,642	684,642	250,000	434,642	650,000
TOTAL INVSMT REVENUE	695,107	1,276,277	900,000	664,642	684,642	250,000	434,642	650,000
MISC REVENUE								
380000 - MISCELLANEOUS REVENUE	26,338	12,765	0	126	126	0	126	0
381000 - RENTS AND ROYALTIES	148,493	185,640	169,000	129,012	157,182	169,315	(12,133)	(315)
381001 - RENTS - TAX COMMISSIONER	28,170	28,170	28,170	23,475	28,170	28,170	0	0
383010 - MISCELLANEOUS REIMBURSEMENTS	450,102	378,081	425,339	212,126	432,998	381,245	51,753	44,094
383040 - INDIGENT DEFENSE REIMBUSEMENT	293,534	322,805	300,000	258,659	333,659	245,000	88,659	55,000
383050 - MISCELLANEOUS- FORFEITURES	0	16,163	5,000	8,175	8,175	5,000	3,175	0
TOTAL MISC REVENUE	946,637	943,624	927,509	631,574	960,310	828,730	131,580	98,779
SALE OF ASSETS								
392100 - SALE OF ASSETS	78,990	18,225	0	9,675	9,675	0	9,675	0
TOTAL SALE OF ASSETS	78,990	18,225	0	9,675	9,675	0	9,675	0
BOND/DEBT PROCEEDS								
393500 - PROCEEDS FROM CAPITAL LEASES	1,050,951	395,418	92,017	108,932	108,932	40,000	68,932	52,017
393600 - INSURANCE RECOVERY	49,820	58,580	53,916	97,974	97,974	0	97,974	53,916
TOTAL BOND/DEBT PROCEEDS	1,100,771	453,997	145,933	206,906	206,906	40,000	166,906	105,933

2021 DEPARTMENT BUDGET/FORECAST REPORT - GENERAL FUND (100)
AS OF 7/31/2020/ (21.5 PayPeriods - 82.69% of Year Lapsed)

	YEAR OVER YEAR INFORMATION						YOY VARIANCE (100%)	
	2018 Actual	2019 Actual	2020 Budget	2020 YTD	2020 Run	2021 Commission Budget	2020 R V 2021 B	2020 B V 2021 B
USE OF RESERVES								
389000 - USE OF RESERVES	0	0	3,813,994	0	0	4,015,766	0	0
TOTAL USE OF RESERVES	0	0	3,813,994	0	0	4,015,766	0	0
TRANSFERS FROM/TO								
391225 - TRANSFER IN FROM CRPA	100,000	150,000	150,000	125,000	150,000	150,000	0	0
391252 - TRANSFER IN FROM ANIMAL SVCS	0	406,723	0	0	0	0	0	0
391270 - TRANSFER IN FROM FIRE FUND	109,221	137,284	137,284	114,403	137,284	144,148	(6,864)	(6,864)
TOTAL TRANSFERS FROM/TO	209,221	694,007	287,284	239,403	287,284	294,148	(6,864)	(6,864)
TOTAL ALL FUNDING SOURCES	91,330,930	98,196,082	101,559,041	81,493,929	102,994,696	111,079,496	(8,084,800)	(9,520,455)

EXPENDITURES

DEPARTMENT MANAGED COSTS

2021 DEPARTMENT BUDGET/FORECAST REPORT - GENERAL FUND (100)
AS OF 7/31/2020/ (21.5 PayPeriods - 82.69% of Year Lapsed)

	YEAR OVER YEAR INFORMATION						YOY VARIANCE (100%)	
	2018 Actual	2019 Actual	2020 Budget	2020 YTD	2020 Run	2021 Commission Budget	2020 R V 2021 B	2020 B V 2021 B
PERSONNEL (ALL 51S EXCEPT WC)								
511100 - REGULAR EMPLOYEES	37,176,640	41,299,251	45,042,290	36,971,101	44,709,239	48,587,843	(3,878,604)	(3,545,553)
511101 - SALARIES/ SALARY SUPPLEMENTS	289,933	227,183	194,305	145,778	176,290	196,376	(20,086)	(2,071)
511102 - SALARIES/ COURT SERVICE	40,966	34,893	32,782	13,972	16,896	34,228	(17,332)	(1,446)
511103 - WORKED HOLIDAY	242,493	240,589	327,547	229,772	277,864	353,750	(75,886)	(26,203)
511104 - SALARY CONTINGENCY	0	0	19,832	0	0	474,954	(474,954)	(455,122)
511110 - UNIFORM ALLOWANCE	51,795	48,950	53,880	41,355	50,011	54,660	(4,649)	(780)
511113 - POLL WORKER	132,366	164,213	220,000	147,771	178,699	90,000	88,699	130,000
511115 - PERFECT ATTENDANCE	189,414	210,348	0	237,474	237,474	1,776	235,698	(1,776)
511116 - SHORT TERM DISABILITY PAY	8,143	17,306	0	10,720	12,964	566	12,398	(566)
511121 - PAID LEAVE	0	0	0	52,930	64,008	0	64,008	0
511200 - PART TIME/TEMP EMPLOYEES	1,051,737	1,010,026	1,290,420	709,249	857,696	1,236,874	(379,178)	53,546
511300 - OVERTIME	1,736,550	1,701,103	1,765,283	1,264,363	1,528,998	1,961,605	(432,607)	(196,322)
TOTAL COMPENSATION	40,920,036	44,953,862	48,946,339	39,824,485	48,110,139	52,992,632	(4,882,493)	(4,046,293)
512101 - GROUP INSURANCE - HEALTH	6,083,754	6,913,649	6,244,465	5,841,252	7,063,840	9,193,674	(2,129,834)	(2,949,209)
512102 - GROUP INSURANCE - LIFE	47,934	47,187	51,149	41,928	50,704	55,677	(4,973)	(4,528)
512103 - GROUP INSURANCE - DENTAL	197,391	207,701	208,237	183,264	221,621	249,635	(28,014)	(41,398)
512104 - GROUP INSURANCE-LONG TERM DIS	89,843	98,915	104,939	90,772	109,771	118,862	(9,091)	(13,923)
512105 - GROUP INSURANCE-SHORT TERM DIS	21,904	22,118	24,976	20,292	24,539	25,022	(483)	(46)
512106 - EMPLOYEE ASSISTANCE PROGRAM	3,821	7,001	7,518	6,150	7,437	7,912	(475)	(394)
512402 - RETIREMENT CONTRIBUTION/401A	24,713	21,083	6,500	15,180	18,358	0	18,358	6,500
512403 - DEFINED BENEFIT PLAN	5,447,991	5,833,473	6,907,606	5,634,429	6,813,728	8,059,816	(1,246,088)	(1,152,210)
512405 - JUDGES RETIREMENT SYS (JRS)MAT	28,065	26,439	29,000	24,517	29,648	34,239	(4,591)	(5,239)
TOTAL BENEFITS	11,945,417	13,177,566	13,584,390	11,857,784	14,339,645	17,744,837	(3,405,192)	(4,160,447)
512200 - SOCIAL SECURITY (FICA) CONT	2,374,910	2,607,737	2,996,612	2,311,689	2,795,531	3,254,884	(459,353)	(258,272)
512300 - MEDICARE	557,213	612,597	702,038	544,546	658,521	761,082	(102,561)	(59,044)
TOTAL PAYROLL TAXES	2,932,124	3,220,334	3,698,650	2,856,236	3,454,053	4,015,966	(561,913)	(317,316)
512600 - UNEMPLOYMENT INSURANCE	27,116	0	0	7,959	9,625	0	9,625	0
512900 - OTHER EMPLOYEE BENEFITS	17,491	7,020	3,300	2,553	3,087	3,300	(213)	0
TOTAL OTHER PERSONEL RELATED COSTS	44,607	7,020	3,300	10,512	12,712	3,300	9,412	0
TOTAL PERSONNEL (ALL 51S EXCEPT WC)	55,842,184	61,358,782	66,232,679	54,549,017	65,916,549	74,756,735	(8,840,186)	(8,524,056)

2021 DEPARTMENT BUDGET/FORECAST REPORT - GENERAL FUND (100)
AS OF 7/31/2020/ (21.5 PayPeriods - 82.69% of Year Lapsed)

	YEAR OVER YEAR INFORMATION						YOY VARIANCE (100%)	
	2018 Actual	2019 Actual	2020 Budget	2020 YTD	2020 Run	2021 Commission Budget	2020 R V 2021 B	2020 B V 2021 B
OPERATING COSTS (52S AND 53S)								
521100 - OFFICIAL/ADMINISTRATIVE	0	378	0	0	0	0	0	0
521101 - OFFICIAL/ADMINISTRATIVE/JURY	175,000	220,000	175,000	140,000	186,667	175,000	11,667	0
521102 - ADMINISTRATIVE/ WITNESS FEES	6,335	16,944	10,000	2,777	3,702	10,000	(6,298)	0
521120 - STATE SUPPLEMENTS	0	141,376	211,369	165,039	220,052	200,645	19,407	10,724
521200 - PROFESSIONAL SERVICES	1,355,047	1,815,356	1,652,413	1,232,953	1,643,937	1,766,375	(122,438)	(113,962)
521201 - PROF SVCS/BROKERS & REPORTERS	48,383	75,648	63,000	28,695	38,260	74,000	(35,740)	(11,000)
521203 - PROFESSIONAL/COURT INTERPRETER	104,522	104,891	107,000	48,221	64,295	119,380	(55,085)	(12,380)
521204 - COURT APPOINTED ATTORNEY	1,744,850	1,889,937	1,904,041	1,662,695	2,216,927	2,129,041	87,886	(225,000)
521206 - PROF SVCS JUDICIAL ASSISTANCE	1,756	6,560	0	0	0	0	0	0
521213 - INDIGENT BURIAL	6,000	7,000	10,000	10,000	13,333	12,000	1,333	(2,000)
521214 - PROF SVCS - LEGAL	553,413	531,702	394,000	313,182	417,576	452,000	(34,424)	(58,000)
521215 - ATTORNEY FOR THE DAY	209,985	201,231	220,000	144,014	192,019	226,000	(33,981)	(6,000)
521216 - PROF SVC/GUARDIAN AD LITEM	251,259	262,530	260,000	204,044	272,058	280,000	(7,942)	(20,000)
521221 - SO IMPOUND YARD - WRECKER FEES	1,758	2,482	1,525	2,278	3,037	1,525	1,512	0
521222 - FORENSIC LAB TESTING	0	0	13,000	1,495	1,993	20,000	(18,007)	(7,000)
521230 - PROF SVCS/TREE REMOVAL	15,030	15,813	24,700	24,463	32,617	37,000	(4,383)	(12,300)
521250 - PROF SVCS/CURB-GUTTER;CONCRETE	0	0	2,000	0	0	2,000	(2,000)	0
521260 - PROFESSIONAL SERVICE-MEDICAL	2,579,229	2,894,708	2,844,673	2,223,840	2,965,120	2,744,673	220,447	100,000
521261 - PROF SVCS - MED NON MANAGED	0	0	1,031,664	759,825	1,013,099	0	1,013,099	1,031,664
521300 - TECHNICAL	87,188	100,164	144,550	84,101	112,134	160,370	(48,236)	(15,820)
522115 - DISPOSAL-ROAD DEBRIS	2,531	1,743	38,088	260	346	38,088	(37,742)	0
522116 - DISPOSAL-ENVIRONMENTAL	4,240	2,120	10,800	3,180	4,240	0	4,240	10,800
522118 - DISPOSAL-SHREDDING	825	851	2,000	200	267	2,000	(1,733)	0
522119 - DISPOSAL - GLASS	12,025	14,624	15,000	13,325	17,767	15,000	2,767	0
522121 - DISPOSAL - RECYCLING PICK UP	0	0	36,000	0	0	42,000	(42,000)	(6,000)
522145 - LANDSCAPE MAINTENANCE	2,550	2,392	5,000	0	0	5,000	(5,000)	0
522200 - REPAIRS AND MAINTENANCE	313,252	403,374	468,483	297,213	396,283	459,489	(63,206)	8,994
522202 - VEHICLE MAINTENANCE	1,138,960	1,287,408	1,135,490	1,013,876	1,351,835	1,173,530	178,305	(38,040)
522204 - EQUIPMENT SERVICE AGREEMENTS	98,673	75,181	100,925	73,676	98,235	100,925	(2,690)	0
522310 - RENTAL OF LAND AND BUILDINGS	3,300	1,600	3,500	1,200	1,600	0	1,600	3,500
522320 - RENTAL OF EQUIPMENT AND VEHICL	128,952	111,249	176,640	96,769	129,026	178,896	(49,870)	(2,256)
523102 - INSURANCE - SURETY BONDS	0	0	2,057	0	0	2,057	(2,057)	0
523201 - CELL PHONE	266,305	226,258	296,764	174,165	232,220	274,873	(42,653)	21,891
523202 - COMMUNICATIONS - NON ALLOCATED	160,444	168,796	167,545	150,542	200,722	191,403	9,319	(23,858)
523250 - POSTAGE	383,155	368,847	400,755	277,577	370,103	387,505	(17,402)	13,250
523300 - ADVERTISING	33,654	42,181	60,886	20,424	27,231	68,550	(41,319)	(7,664)
523400 - PRINTING AND BINDING	52,314	56,366	79,999	40,206	53,608	82,524	(28,916)	(2,525)
523450 - ZONING SIGN PRINTING	0	131	0	489	651	3,700	(3,049)	(3,700)
523500 - TRAVEL	225,191	289,455	369,697	108,849	145,133	404,093	(258,960)	(34,396)

2021 DEPARTMENT BUDGET/FORECAST REPORT - GENERAL FUND (100)
AS OF 7/31/2020/ (21.5 PayPeriods - 82.69% of Year Lapsed)

	YEAR OVER YEAR INFORMATION						YOY VARIANCE (100%)	
	2018 Actual	2019 Actual	2020 Budget	2020 YTD	2020 Run	2021 Commission Budget	2020 R V 2021 B	2020 B V 2021 B
523600 - DUES AND FEES	141,084	169,787	182,543	147,746	196,994	179,220	17,774	3,323
523601 - DUES ARC, GMA, ACCG	292,862	301,188	304,506	311,222	414,963	334,596	80,367	(30,090)
523700 - EDUCATION AND TRAINING	360,375	375,223	384,268	227,936	303,914	406,761	(102,847)	(22,493)
523800 - LICENSES	175	125	36,220	38,051	50,735	61,220	(10,485)	(25,000)
523900 - OTHER PURCHASED SERVICES	49,924	54,366	85,888	83,078	110,770	63,226	47,544	22,662
523910 - AUTOMOTIVE SERVICES O/S FLEET	52,205	52,449	68,000	38,815	51,754	68,000	(16,246)	0
531100 - GENERAL SUPPLIES AND MATERIALS	966,520	1,105,347	1,255,453	876,774	1,169,032	1,478,127	(309,095)	(222,674)
531101 - GEN SUPPLIES/ WEAPONS & AMMUNI	208,960	149,583	246,479	85,041	113,388	244,479	(131,091)	2,000
531105 - GENERAL SUPPLIES- CUSTODIAL	59,016	67,736	44,884	54,021	72,028	44,884	27,144	0
531110 - GEN SUPPLIES/ASPHALT, MIX;LIQU	48,954	50,353	55,000	11,161	14,881	55,000	(40,119)	0
531115 - GEN SUPPLIES/CONCRETE	12,704	16,045	20,000	11,083	14,778	20,000	(5,222)	0
531120 - GEN SUPPLIES/EROSION CONT/GRAS	2,019	5,270	6,533	3,816	5,088	6,533	(1,445)	0
531130 - GEN SUPPLIES/OPERATIONAL SUPPL	25,264	27,079	31,507	13,601	18,135	31,507	(13,372)	0
531135 - GEN SUPPLIES/PIPE, DRAINAGE	8,365	32,382	25,000	16,280	21,707	25,000	(3,293)	0
531140 - GEN SUPPLIES/SIGNS	29,107	23,782	25,000	17,428	23,237	25,000	(1,763)	0
531145 - GEN SUPPLIES/STONE	95,283	81,913	100,000	96,018	128,024	100,000	28,024	0
531150 - AUTOMOTIVE SUPPLIES	2,487	6,892	8,900	690	920	5,000	(4,080)	3,900
531160 - COMMUNITY OUTREACH	0	0	0	0	0	1,500	(1,500)	(1,500)
531231 - SIGNAL LIGHT ELECTRICITY	48,857	52,517	60,000	40,448	53,930	60,000	(6,070)	0
531232 - STREET LIGHT ELECTRICITY	79,013	82,881	90,000	69,677	92,903	90,000	2,903	0
531270 - GASOLINE	1,028,446	1,012,556	1,230,628	586,431	781,907	1,236,774	(454,867)	(6,146)
531300 - FOOD	736,929	629,818	714,537	370,284	493,712	816,376	(322,664)	(101,839)
531400 - BOOKS AND PERIODICALS	32,672	39,697	47,076	37,674	50,232	59,382	(9,150)	(12,306)
531600 - SMALL EQUIPMENT	102,935	105,112	152,421	88,982	118,642	138,021	(19,379)	14,400
531620 - OFFICE FURNITURE/FURNISHINGS	9,323	2,004	5,722	9,131	12,174	9,120	3,054	(3,398)
531650 - OTHER MISCELLANEOUS EQUIPMENT	490	190	1,500	5,829	7,772	1,800	5,972	(300)
531660 - NON ASSET COMPUTER EQUIPMENT	1,405,885	1,470,664	1,645,348	1,453,826	1,938,434	1,526,688	411,746	118,660
531700 - OTHER SUPPLIES	574,395	474,732	527,750	549,842	733,122	524,989	208,133	2,761
531712 - UNIFORMS	3,179	32,193	31,386	19,482	25,975	31,886	(5,911)	(500)
TOTAL OPERATING COSTS (52S AND 53S)	16,343,551	17,761,181	19,825,113	14,583,935	19,445,247	19,484,731	(39,484)	340,382

2021 DEPARTMENT BUDGET/FORECAST REPORT - GENERAL FUND (100)
AS OF 7/31/2020/ (21.5 PayPeriods - 82.69% of Year Lapsed)

	YEAR OVER YEAR INFORMATION						YOY VARIANCE (100%)	
	2018 Actual	2019 Actual	2020 Budget	2020 YTD	2020 Run	2021 Commission Budget	2020 R V 2021 B	2020 B V 2021 B
CAPITAL (54S)								
541200 - SITE IMPROVEMENTS	0	12,804	0	0	0	0	0	0
541300 - BUILDINGS	3,479	0	0	0	0	0	0	0
541350 - BUILDING IMPROVEMENTS	0	7,660	0	0	0	0	0	0
542100 - MACHINERY	139,170	0	50,400	32,390	43,187	0	43,187	50,400
542200 - VEHICLES	732,888	760,123	295,365	303,979	405,306	40,000	365,306	255,365
542300 - FURNITURE AND FIXTURES	7,108	0	0	0	0	0	0	0
542400 - COMPUTERS	94,851	51,870	52,308	12,931	17,241	53,000	(35,759)	(692)
542500 - OTHER EQUIPMENT	651,082	8,700	27,120	8,301	11,068	22,680	(11,612)	4,440
543000 - PROFESSIONAL SERVICE ASSETS	0	0	0	(5,013)	(6,684)	0	(6,684)	0
TOTAL CAPITAL (54S)	1,628,577	841,157	425,193	352,589	470,118	115,680	354,438	309,513
NON-OPERATIONAL COSTS								
571000 - INTERGOVERNMENTAL	85,169	100,992	104,800	89,409	104,800	109,777	(4,977)	(4,977)
572000 - PAYMENTS TO OTHER AGENCIES	3,289,773	3,368,602	3,626,643	2,983,732	3,626,643	3,759,831	(133,188)	(133,188)
574500 - LOSS ON WIRE TRANSFER	38,415	0	0	0	0	0	0	0
TOTAL NON-OPERATIONAL COSTS	3,413,357	3,469,594	3,731,443	3,073,140	3,731,443	3,869,608	(138,165)	(138,165)
DEBT SERVICE								
581200 - CAPITAL LEASE PRINCIPAL	147,764	217,731	286,773	219,963	286,773	297,229	(10,456)	(10,456)
582200 - CAPITAL LEASE INTEREST	12,595	53,081	57,590	49,091	57,590	38,432	19,158	19,158
TOTAL DEBT SERVICE	160,359	270,812	344,363	269,054	344,363	335,661	8,702	8,702
UNCLASSIFIED								
TOTAL DEPARTMENT MANAGED COSTS	77,388,029	83,701,526	90,558,791	72,827,735	89,907,720	98,562,415	(8,654,695)	(8,003,624)
NON DEPARTMENT MANAGED COSTS								

2021 DEPARTMENT BUDGET/FORECAST REPORT - GENERAL FUND (100)
AS OF 7/31/2020/ (21.5 PayPeriods - 82.69% of Year Lapsed)

	YEAR OVER YEAR INFORMATION						YOY VARIANCE (100%)	
	2018 Actual	2019 Actual	2020 Budget	2020 YTD	2020 Run	2021 Commission Budget	2020 R V 2021 B	2020 B V 2021 B
ALLOCATED COSTS								
512700 - WORKER'S COMP ADMIN FEES	213,931	205,401	193,308	196,080	196,080	208,195	(12,115)	(14,887)
512701 - WORKERS COMP CLAIMS	426,484	376,029	302,692	407,239	542,986	523,991	18,995	(221,299)
522110 - DISPOSAL	84,151	23,493	30,608	24,068	32,091	31,615	476	(1,007)
522130 - CUSTODIAL SERVICES	291,248	353,652	372,611	315,275	420,367	422,438	(2,071)	(49,827)
522140 - LAWN CARE	54,743	65,614	65,818	53,864	71,818	68,750	3,068	(2,932)
522203 - VEHICLE REPAIRS- INSURANCE CLM	1,639	48,932	4,062	60,839	81,119	4,062	77,057	0
522218 - PEST CONTROL	8,501	8,117	9,277	6,257	8,343	9,204	(861)	73
523100 - INSURANCE, OTHER BENEFITS	533,598	530,400	583,500	570,797	583,500	847,382	(263,882)	(263,882)
523110 - INSURANCE DEDUCTIBLES	44,126	71,296	0	97,956	130,608	0	130,608	0
523200 - COMMUNICATIONS - ALLOCATED	646,289	621,038	640,536	520,171	693,561	647,326	46,235	(6,790)
523920 - DOCUMENT SERVICES	8,538	10,847	9,152	4,866	6,489	9,426	(2,937)	(274)
531210 - WATER/SEWER	245,877	262,912	283,279	203,630	271,506	291,449	(19,943)	(8,170)
531230 - ELECTRICITY	945,067	995,007	1,091,382	805,487	1,073,983	1,113,500	(39,517)	(22,118)
531520 - NATURAL GAS	28,390	45,480	65,736	33,113	44,151	70,384	(26,233)	(4,648)
TOTAL ALLOCATED COSTS	3,532,583	3,618,220	3,651,961	3,299,643	4,156,602	4,247,722	(91,120)	(595,761)
TOTAL NON DEPARTMENT MANAGED COSTS	3,532,583	3,618,220	3,651,961	3,299,643	4,156,602	4,247,722	(91,120)	(595,761)
TOTAL EXPENDITURES	80,920,611	87,319,746	94,210,752	76,127,378	94,064,322	102,810,137	(8,745,815)	(8,599,385)
INTERFUND TRANSFERS								
TRANSFERS FROM/TO								
611221 - TRANSFER TO SENIOR SERVICES	585,120	622,127	697,477	581,231	697,477	788,679	(91,202)	(91,202)
611225 - TRANSFER TO RECREATION FUND	1,364,392	1,491,954	1,582,635	1,318,863	1,582,635	1,767,162	(184,527)	(184,527)
611240 - TRANSFER TO TRANSPORTATION	395,235	384,863	435,011	310,280	435,011	103,425	331,586	331,586
611250 - TRANSFERS TO GRANT FUND	214,203	231,446	321,527	99,810	321,527	488,676	(167,149)	(167,149)
611252 - TRANSFERS TO ANIMAL SVC FUND	476,831	0	0	0	0	0	0	0
611375 - TRANS TO RRDA FUND	889,337	4,713,473	2,561,639	2,468,033	2,561,639	681,349	1,880,290	1,880,290
611580 - TRANSFER TO EMERGENCY MEDICAL	1,593,088	1,750,000	1,750,000	1,458,333	1,750,000	4,440,068	(2,690,068)	(2,690,068)
TOTAL TRANSFERS FROM/TO	5,518,206	9,193,863	7,348,289	6,236,549	7,348,289	8,269,359	(921,070)	(921,070)
TOTAL INTERFUND TRANSFERS	5,518,206	9,193,863	7,348,289	6,236,549	7,348,289	8,269,359	(921,070)	(921,070)
TOTAL FUND REDUCTIONS	86,438,817	96,513,609	101,559,041	82,363,928	101,412,611	111,079,496	(9,666,885)	(9,520,455)

2021 DEPARTMENT BUDGET/FORECAST REPORT - GENERAL FUND (100)
AS OF 7/31/2020/ (21.5 PayPeriods - 82.69% of Year Lapsed)

YEAR OVER YEAR INFORMATION						YOY VARIANCE (100%)	
2018 Actual	2019 Actual	2020 Budget	2020 YTD	2020 Run	2021 Commission Budget	2020 R V 2021 B	2020 B V 2021 B

Fund Balance

BOY Balance	+	2020 FY Run Rate Sources	-	2020 FY Run Rate Uses	=	Expected EOY 2020 Balance	Expected SOY 2021	+	2021 Budget Sources	-	2021 Budget Uses	=	Expected EOY 2021
36,243,591	+	102,994,696	-	101,412,611	=	37,825,677	37,825,677	+	107,063,730	-	111,079,496	=	33,809,911

NOTES

- 2020 RUN =

  Revenues = Finance Forecast

  Expenses
  - Personnel = YTD Costs/Number of Payroll Periods completed * 26 (total payroll periods in a year)
  - Debt Service, Transfers from/To, Payments to Others, Worker's Comp Admin Fees, Insurance & Other Benefits = Budget unless YTD actual is greater
  - All other expenses = (YTD Costs / # months completed -1) * 12 months

CHEROKEE COUNTY BOARD OF COMMISSIONERS
GENERAL FUND
2021 HEADCOUNT

		2018 Budget				2019 Budget				2020 Budget				2021 Budget			
		FT	PT	SPT	Total	FT	PT	SPT	Total	FT	PT	SPT	Total	FT	PT	SPT	Total
BOARD OF COMMISSIONERS (1110)	BOC - BOARD OF COMMISSIONERS	5.00	0.00	0.00	5.00	5.00	0.00	0.00	5.00	5.00	0.00	0.00	5.00	5.00	0.00	0.00	5.00
	Total	**5.00**	**0.00**	**0.00**	**5.00**	**5.00**	**0.00**	**0.00**	**5.00**	**5.00**	**0.00**	**0.00**	**5.00**	**5.00**	**0.00**	**0.00**	**5.00**
COUNTY CLERK (1130)	ADMA - ADMINISTRATIVE ASSISTANT	0.00	0.00	0.00	0.00	0.00	0.00	0.00	0.00	1.00	0.00	0.00	1.00	1.00	0.00	0.00	1.00
	AOMC - ADMIN OFF MGR CLERK	1.00	0.00	0.00	1.00	1.00	0.00	0.00	1.00	1.00	0.00	0.00	1.00	1.00	0.00	0.00	1.00
	Total	**1.00**	**0.00**	**0.00**	**1.00**	**1.00**	**0.00**	**0.00**	**1.00**	**2.00**	**0.00**	**0.00**	**2.00**	**2.00**	**0.00**	**0.00**	**2.00**
COUNTY MANAGER (1320)	ADMA - ADMINISTRATIVE ASSISTANT	1.00	0.00	0.00	1.00	0.00	0.00	0.00	0.00	0.00	0.00	0.00	0.00	0.00	0.00	0.00	0.00
	COMG - COUNTY MANAGER	1.00	0.00	0.00	1.00	1.00	0.00	0.00	1.00	1.00	0.00	0.00	1.00	1.00	0.00	0.00	1.00
	EXAS - EXECUTIVE ASSISTANT	1.00	0.00	0.00	1.00	1.00	0.00	0.00	1.00	1.00	0.00	0.00	1.00	1.00	0.00	0.00	1.00
	PLGL - PARALEGAL	1.00	0.00	0.00	1.00	0.00	0.00	0.00	0.00	0.00	0.00	0.00	0.00	0.00	0.00	0.00	0.00
	PTRC - PT RECEPTIONST	0.00	1.00	0.00	1.00	0.00	1.00	0.00	1.00	0.00	1.00	0.00	1.00	0.00	0.00	0.00	0.00
	SATT - STAFF ATTORNEY	1.00	0.00	0.00	1.00	1.00	0.00	0.00	1.00	1.00	0.00	0.00	1.00	0.00	0.00	0.00	0.00
	SPCM - SPECIAL PROJECTS MANAGER	0.00	0.00	0.00	0.00	1.00	0.00	0.00	1.00	0.85	0.00	0.00	0.85	0.66	0.00	0.00	0.66
	SRCO - SR COUNSEL COUNTY MGR OFFICE	0.00	0.00	0.00	0.00	0.00	0.00	0.00	0.00	0.00	0.00	0.00	0.00	1.00	0.00	0.00	1.00
	Total	**5.00**	**1.00**	**0.00**	**6.00**	**4.00**	**1.00**	**0.00**	**5.00**	**3.85**	**1.00**	**0.00**	**4.85**	**3.66**	**0.00**	**0.00**	**3.66**
ADMINISTRATIVE SERVICES AGENCY (1321)	ADDD - ADMIN DIVISION DIRECTOR	1.00	0.00	0.00	1.00	0.00	0.00	0.00	0.00	0.00	0.00	0.00	0.00	0.00	0.00	0.00	0.00
	ADMA - ADMINISTRATIVE ASSISTANT	1.00	0.00	0.00	1.00	1.00	0.00	0.00	1.00	1.00	0.00	0.00	1.00	0.00	0.00	0.00	0.00
	ADSD - ADMIN SERVICES AGENCY DIRECTOR	0.00	0.00	0.00	0.00	1.00	0.00	0.00	1.00	1.00	0.00	0.00	1.00	1.00	0.00	0.00	1.00
	Total	**2.00**	**0.00**	**0.00**	**2.00**	**2.00**	**0.00**	**0.00**	**2.00**	**2.00**	**0.00**	**0.00**	**2.00**	**1.00**	**0.00**	**0.00**	**1.00**
VOTER REGISTRATION (1400)	ASEL - ASSISTANT SUPERVISOR ELECTIONS	1.00	0.00	0.00	1.00	1.00	0.00	0.00	1.00	1.00	0.00	0.00	1.00	1.00	0.00	0.00	1.00
	CLK2 - CLERK 2	1.00	0.00	0.00	1.00	0.00	0.00	0.00	0.00	0.00	0.00	0.00	0.00	0.00	0.00	0.00	0.00
	COSP - COMMUNITY OUTREACH SPECIALIST	1.00	0.00	0.00	1.00	1.00	0.00	0.00	1.00	1.00	0.00	0.00	1.00	1.00	0.00	0.00	1.00

		2018 Budget				2019 Budget				2020 Budget				2021 Budget			
		FT	PT	SPT	Total	FT	PT	SPT	Total	FT	PT	SPT	Total	FT	PT	SPT	Total
VOTER REGISTRATION (1400)	ELSU - ELECTIONS SUPERVISOR	1.00	0.00	0.00	1.00	1.00	0.00	0.00	1.00	1.00	0.00	0.00	1.00	1.00	0.00	0.00	1.00
	ELVT - ELECTRONIC VOTING TECHNICIAN	1.00	0.00	0.00	1.00	2.00	0.00	0.00	2.00	1.00	0.00	0.00	1.00	1.00	0.00	0.00	1.00
	PT - PART-TIME	0.00	1.00	0.00	1.00	0.00	1.00	0.00	1.00	0.00	1.00	0.00	1.00	0.00	1.00	0.00	1.00
	PTCL - PT CLERICAL	0.00	1.00	0.00	1.00	0.00	1.00	0.00	1.00	0.00	1.00	0.00	1.00	0.00	2.00	0.00	2.00
	RECP - RECEPTIONIST	0.00	0.00	0.00	0.00	0.00	0.00	0.00	0.00	1.00	0.00	0.00	1.00	1.00	0.00	0.00	1.00
	SRCL - SENIOR CLERK	1.00	0.00	0.00	1.00	1.00	0.00	0.00	1.00	1.00	0.00	0.00	1.00	1.00	0.00	0.00	1.00
	VRGA - VOTER REGISTRATION ASSISTANT	1.00	0.00	0.00	1.00	1.00	0.00	0.00	1.00	1.00	0.00	0.00	1.00	1.00	0.00	0.00	1.00
	Total	**7.00**	**2.00**	**0.00**	**9.00**	**7.00**	**2.00**	**0.00**	**9.00**	**7.00**	**2.00**	**0.00**	**9.00**	**7.00**	**3.00**	**0.00**	**10.00**
ELECT POLL WRKS TAXED (1411)	PEL1 - PT ELECTION POLL WORKER	0.00	0.00	1.00	1.00	0.00	0.00	1.00	1.00	0.00	0.00	1.00	1.00	0.00	0.00	1.00	1.00
	Total	**0.00**	**0.00**	**1.00**	**1.00**	**0.00**	**0.00**	**1.00**	**1.00**	**0.00**	**0.00**	**1.00**	**1.00**	**0.00**	**0.00**	**1.00**	**1.00**
FINANCE (1510)	ACCT - ACCOUNTANT	2.00	0.00	0.00	2.00	2.00	0.00	0.00	2.00	2.00	0.00	0.00	2.00	2.00	0.00	0.00	2.00
	ACRM - ACCT. & REPORTS MANAGER	0.30	0.00	0.00	0.30	1.00	0.00	0.00	1.00	0.60	0.00	0.00	0.60	0.60	0.00	0.00	0.60
	APCL - ACCOUNTS PAYABLE CLERK	1.00	0.00	0.00	1.00	1.00	0.00	0.00	1.00	1.00	0.00	0.00	1.00	1.00	0.00	0.00	1.00
	CFO - CHIEF FINANCIAL OFFICER	0.00	0.00	0.00	0.00	0.00	0.00	0.00	0.00	0.80	0.00	0.00	0.80	0.80	0.00	0.00	0.80
	FEXM - EXPENDITURES MANAGER	1.00	0.00	0.00	1.00	1.00	0.00	0.00	1.00	1.00	0.00	0.00	1.00	1.00	0.00	0.00	1.00
	FIND - FINANCE DIRECTOR	0.85	0.00	0.00	0.85	1.00	0.00	0.00	1.00	0.00	0.00	0.00	0.00	0.00	0.00	0.00	0.00
	FNSP - FINANCE SPECIALIST	0.00	0.00	0.00	0.00	0.00	0.00	0.00	0.00	1.00	0.00	0.00	1.00	1.00	0.00	0.00	1.00
	FPAM - PLANNING&ANALYSIS MANAGER	0.96	0.00	0.00	0.96	1.00	0.00	0.00	1.00	0.96	0.00	0.00	0.96	0.96	0.00	0.00	0.96
	SPMG - STRATEGY & PERFORMANCE MGR	0.00	0.00	0.00	0.00	0.00	0.00	0.00	0.00	0.80	0.00	0.00	0.80	0.80	0.00	0.00	0.80
	SPRM - STATISTICS & PERFORMANCE MGR	0.00	0.00	0.00	0.00	1.00	0.00	0.00	1.00	0.00	0.00	0.00	0.00	0.00	0.00	0.00	0.00
	SRAP - SENIOR ACCOUNTS PAYABLE CLERK	1.00	0.00	0.00	1.00	1.00	0.00	0.00	1.00	1.00	0.00	0.00	1.00	1.00	0.00	0.00	1.00
	STPT - SEASONAL PART TIME	0.00	0.00	1.00	1.00	0.00	0.00	0.00	0.00	0.00	0.00	0.00	0.00	0.00	0.00	0.00	0.00
	Total	**7.11**	**0.00**	**1.00**	**8.11**	**9.00**	**0.00**	**0.00**	**9.00**	**9.16**	**0.00**	**0.00**	**9.16**	**9.16**	**0.00**	**0.00**	**9.16**
DEVELOPMENT SERVICES CENTER (1516)	DDSC - DIRECTOR DEVELOPMENT SVC CTR	1.00	0.00	0.00	1.00	0.00	0.00	0.00	0.00	0.00	0.00	0.00	0.00	0.00	0.00	0.00	0.00

		2018 Budget				2019 Budget				2020 Budget				2021 Budget			
		FT	PT	SPT	Total	FT	PT	SPT	Total	FT	PT	SPT	Total	FT	PT	SPT	Total
DEVELOPMENT SERVICES CENTER (1516)	DSR - DEVELOPMENT SERVICES REP	5.00	0.00	0.00	5.00	4.00	0.00	0.00	4.00	4.00	0.00	0.00	4.00	4.00	0.00	0.00	4.00
	LDSR - LEAD DEVELP SRV REP	0.00	0.00	0.00	0.00	1.00	0.00	0.00	1.00	1.00	0.00	0.00	1.00	1.00	0.00	0.00	1.00
	MRDS - MANAGER DEVELOPMENT SERVICES	0.00	0.00	0.00	0.00	1.00	0.00	0.00	1.00	1.00	0.00	0.00	1.00	1.00	0.00	0.00	1.00
	Total	**6.00**	**0.00**	**0.00**	**6.00**	**6.00**	**0.00**	**0.00**	**6.00**	**6.00**	**0.00**	**0.00**	**6.00**	**6.00**	**0.00**	**0.00**	**6.00**
PURCHASING (1517)	COMR - CONTRACT MANAGER	1.00	0.00	0.00	1.00	1.00	0.00	0.00	1.00	0.00	0.00	0.00	0.00	0.00	0.00	0.00	0.00
	DRPR - DIR PURCHASING	0.00	0.00	0.00	0.00	0.00	0.00	0.00	0.00	0.00	0.00	0.00	0.00	1.00	0.00	0.00	1.00
	PSLP - PROCUR. SPEC	0.00	0.00	0.00	0.00	0.00	0.00	0.00	0.00	0.00	0.00	0.00	0.00	1.00	0.00	0.00	1.00
	PSPL - PROCUR. SPECIALIST	0.00	0.00	0.00	0.00	0.00	0.00	0.00	0.00	1.00	0.00	0.00	1.00	1.00	0.00	0.00	1.00
	RMDM - DIR PURCH/RISK MGMT	1.00	0.00	0.00	1.00	1.00	0.00	0.00	1.00	1.00	0.00	0.00	1.00	0.00	0.00	0.00	0.00
	SFPS - SR. FIN/PROCUR. SPEC	1.00	0.00	0.00	1.00	1.00	0.00	0.00	1.00	2.00	0.00	0.00	2.00	1.00	0.00	0.00	1.00
	Total	**3.00**	**0.00**	**0.00**	**3.00**	**3.00**	**0.00**	**0.00**	**3.00**	**4.00**	**0.00**	**0.00**	**4.00**	**4.00**	**0.00**	**0.00**	**4.00**
INFORMATION TECHNOLOGY (1535)	ASIT - ASSISTANT IT DIRECTOR	1.00	0.00	0.00	1.00	1.00	0.00	0.00	1.00	1.00	0.00	0.00	1.00	1.00	0.00	0.00	1.00
	ASMG - APPLICATION SERVICES MANAGER	0.00	0.00	0.00	0.00	0.00	0.00	0.00	0.00	0.00	0.00	0.00	0.00	1.00	0.00	0.00	1.00
	BA - BUSINESS ANALYST	1.00	0.00	0.00	1.00	2.00	0.00	0.00	2.00	2.00	0.00	0.00	2.00	2.00	0.00	0.00	2.00
	BADM - BUISINESS ANALYST DATA MANAGER	1.00	0.00	0.00	1.00	1.00	0.00	0.00	1.00	2.00	0.00	0.00	2.00	2.00	0.00	0.00	2.00
	CIO - CHIEF INFORMATION OFFICER	1.00	0.00	0.00	1.00	1.00	0.00	0.00	1.00	1.00	0.00	0.00	1.00	1.00	0.00	0.00	1.00
	ENSM - ENTERPRISE NETWORK SYSTEM MNGR	1.00	0.00	0.00	1.00	1.00	0.00	0.00	1.00	1.00	0.00	0.00	1.00	0.00	0.00	0.00	0.00
	INSA - INFRASTRUCTURE SYSTEMS ADMIN	0.00	0.00	0.00	0.00	0.00	0.00	0.00	0.00	0.00	0.00	0.00	0.00	1.00	0.00	0.00	1.00
	ISA - INFRASTRUCTURE SYST ENGINEER	0.00	0.00	0.00	0.00	0.00	0.00	0.00	0.00	0.00	0.00	0.00	0.00	1.00	0.00	0.00	1.00
	ISM - INFRASTRUCTURE SYST MNGR	1.00	0.00	0.00	1.00	1.00	0.00	0.00	1.00	1.00	0.00	0.00	1.00	0.00	0.00	0.00	0.00
	ISSM - INFRASTRUCTURE SERV/SEC MGR	0.00	0.00	0.00	0.00	0.00	0.00	0.00	0.00	0.00	0.00	0.00	0.00	1.00	0.00	0.00	1.00
	ITSM - INFO SECURITY MANAGER	1.00	0.00	0.00	1.00	1.00	0.00	0.00	1.00	1.00	0.00	0.00	1.00	1.00	0.00	0.00	1.00
	NWA - NETWORK ANALYST	0.00	0.00	0.00	0.00	1.00	0.00	0.00	1.00	0.75	0.00	0.00	0.75	0.75	0.00	0.00	0.75
	PTIN - PT INTERN	0.00	2.00	0.00	2.00	0.00	2.00	0.00	2.00	0.00	3.00	0.00	3.00	0.00	0.00	0.00	0.00

		2018 Budget				2019 Budget				2020 Budget				2021 Budget			
		FT	PT	SPT	Total	FT	PT	SPT	Total	FT	PT	SPT	Total	FT	PT	SPT	Total
INFORMATION TECHNOLOGY (1535)	SADM - SR BUSI ANALYST/DATA MNGR	1.00	0.00	0.00	1.00	1.00	0.00	0.00	1.00	1.00	0.00	0.00	1.00	0.00	0.00	0.00	0.00
	SSS1 - SYSTEMS SUPPORT SPECIALIST I	3.00	0.00	0.00	3.00	3.00	0.00	0.00	3.00	2.00	0.00	0.00	2.00	1.00	0.00	0.00	1.00
	SSS2 - SYSTEMS SUPPORT SPECIALIST II	3.00	0.00	0.00	3.00	3.00	0.00	0.00	3.00	4.00	0.00	0.00	4.00	4.00	0.00	0.00	4.00
	TSMG - TECHNOLOGY SERVICES MANAGER	0.00	0.00	0.00	0.00	0.00	0.00	0.00	0.00	0.00	0.00	0.00	0.00	1.00	0.00	0.00	1.00
	Total	**14.00**	**2.00**	**0.00**	**16.00**	**16.00**	**2.00**	**0.00**	**18.00**	**16.75**	**3.00**	**0.00**	**19.75**	**17.75**	**0.00**	**0.00**	**17.75**
GIS MAPPING DEPT (1536)	GISA - GIS ANALYST	1.00	0.00	0.00	1.00	1.00	0.00	0.00	1.00	1.00	0.00	0.00	1.00	1.00	0.00	0.00	1.00
	GISM - GIS - MAPPING MANAGER	1.00	0.00	0.00	1.00	1.00	0.00	0.00	1.00	1.00	0.00	0.00	1.00	1.00	0.00	0.00	1.00
	GIST - GIS SPECIALIST I	1.00	0.00	0.00	1.00	1.00	0.00	0.00	1.00	1.00	0.00	0.00	1.00	1.00	0.00	0.00	1.00
	Total	**3.00**	**0.00**	**0.00**	**3.00**	**3.00**	**0.00**	**0.00**	**3.00**	**3.00**	**0.00**	**0.00**	**3.00**	**3.00**	**0.00**	**0.00**	**3.00**
HUMAN RESOURCES CENTER (1540)	ADMA - ADMINISTRATIVE ASSISTANT	0.00	0.00	0.00	0.00	1.00	0.00	0.00	1.00	1.00	0.00	0.00	1.00	1.00	0.00	0.00	1.00
	BCMG - BENEFITS & COMP MANAGER	0.50	0.00	0.00	0.50	1.00	0.00	0.00	1.00	0.00	0.00	0.00	0.00	0.00	0.00	0.00	0.00
	CPO - CHIEF PEOPLE OFFICER	0.00	0.00	0.00	0.00	1.00	0.00	0.00	1.00	0.00	0.00	0.00	0.00	0.00	0.00	0.00	0.00
	DRHR - DIRECTOR - HUMAN RESOURCES	1.00	0.00	0.00	1.00	0.00	0.00	0.00	0.00	1.00	0.00	0.00	1.00	1.00	0.00	0.00	1.00
	HRAS - HR ASSISTANT	1.50	0.00	0.00	1.50	0.00	0.00	0.00	0.00	0.50	0.00	0.00	0.50	0.50	0.00	0.00	0.50
	HRMG - HR MANAGER	1.00	0.00	0.00	1.00	0.00	0.00	0.00	0.00	0.50	0.00	0.00	0.50	0.50	0.00	0.00	0.50
	HRSP - HR SPECIALIST	0.00	0.00	0.00	0.00	0.00	0.00	0.00	0.00	1.00	0.00	0.00	1.00	0.00	0.00	0.00	0.00
	MPO - MANAGER,PEOPLE MANAGER	0.00	0.00	0.00	0.00	1.00	0.00	0.00	1.00	0.00	0.00	0.00	0.00	0.00	0.00	0.00	0.00
	PRAS - PEOPLE RESOURCES ASSISTANT	0.00	0.00	0.00	0.00	1.00	0.00	0.00	1.00	0.00	0.00	0.00	0.00	0.00	0.00	0.00	0.00
	PRM - PEOPLE RESOURCES MANAGER	0.00	0.00	0.00	0.00	1.00	0.00	0.00	1.00	0.00	0.00	0.00	0.00	0.00	0.00	0.00	0.00
	PRS - PEOPLE RESOURCES SPECIALIST	0.00	0.00	0.00	0.00	1.00	0.00	0.00	1.00	0.00	0.00	0.00	0.00	0.00	0.00	0.00	0.00
	SHRS - SENIOR HR SPECIALIST	0.00	0.00	0.00	0.00	0.00	0.00	0.00	0.00	0.00	0.00	0.00	0.00	1.00	0.00	0.00	1.00
	Total	**4.00**	**0.00**	**0.00**	**4.00**	**7.00**	**0.00**	**0.00**	**7.00**	**4.00**	**0.00**	**0.00**	**4.00**	**4.00**	**0.00**	**0.00**	**4.00**
TAX COMMISSIONER (1545)	ASUT - ASSISTANT SUPERVISOR TAGS	2.00	0.00	0.00	2.00	2.00	0.00	0.00	2.00	2.00	0.00	0.00	2.00	1.00	0.00	0.00	1.00
	CDTC - CHIEF DEPUTY TAX COMMISSIONER	1.00	0.00	0.00	1.00	1.00	0.00	0.00	1.00	1.00	0.00	0.00	1.00	1.00	0.00	0.00	1.00

		2018 Budget				2019 Budget				2020 Budget				2021 Budget			
		FT	PT	SPT	Total	FT	PT	SPT	Total	FT	PT	SPT	Total	FT	PT	SPT	Total
TAX COMMISSIONER (1545)	MVAR - MOTOR VEHC ACCTS RECIEVABLE	1.00	0.00	0.00	1.00	1.00	0.00	0.00	1.00	1.00	0.00	0.00	1.00	3.00	0.00	0.00	3.00
	RECP - RECEPTIONIST	1.00	0.00	0.00	1.00	1.00	0.00	0.00	1.00	1.00	0.00	0.00	1.00	1.00	0.00	0.00	1.00
	SRCL - SENIOR CLERK I	19.00	0.00	0.00	19.00	19.00	0.00	0.00	19.00	20.00	0.00	0.00	20.00	19.00	0.00	0.00	19.00
	SUPV - SUPERVISOR/TAX/TAG	2.00	0.00	0.00	2.00	2.00	0.00	0.00	2.00	2.00	0.00	0.00	2.00	2.00	0.00	0.00	2.00
	TXBK - PROPERTY TAX BOOKEEPER	1.00	0.00	0.00	1.00	1.00	0.00	0.00	1.00	0.00	0.00	0.00	0.00	0.00	0.00	0.00	0.00
	TXCM - TAX COMMISSIONER	1.00	0.00	0.00	1.00	1.00	0.00	0.00	1.00	1.00	0.00	0.00	1.00	1.00	0.00	0.00	1.00
	Total	**28.00**	**0.00**	**0.00**	**28.00**	**28.00**	**0.00**	**0.00**	**28.00**	**28.00**	**0.00**	**0.00**	**28.00**	**28.00**	**0.00**	**0.00**	**28.00**
TAX ASSESSOR (1550)	APPR - APPRAISER	11.00	0.00	0.00	11.00	12.00	0.00	0.00	12.00	12.00	0.00	0.00	12.00	12.00	0.00	0.00	12.00
	ASAD - ASSESSORS ASSISTANT	1.00	0.00	0.00	1.00	1.00	0.00	0.00	1.00	1.00	0.00	0.00	1.00	1.00	0.00	0.00	1.00
	CFAP - CHIEF APPRAISER	1.00	0.00	0.00	1.00	1.00	0.00	0.00	1.00	1.00	0.00	0.00	1.00	1.00	0.00	0.00	1.00
	DPCA - DEPUTY CHIEF APPRAISER	1.00	0.00	0.00	1.00	1.00	0.00	0.00	1.00	1.00	0.00	0.00	1.00	1.00	0.00	0.00	1.00
	LAPR - LEAD APPRAISER	4.00	0.00	0.00	4.00	4.00	0.00	0.00	4.00	4.00	0.00	0.00	4.00	4.00	0.00	0.00	4.00
	PT - PART-TIME	0.00	1.00	0.00	1.00	0.00	0.00	0.00	0.00	0.00	0.00	0.00	0.00	0.00	0.00	0.00	0.00
	PTCL - PT CLERICAL	0.00	1.00	0.00	1.00	0.00	0.00	0.00	0.00	0.00	0.00	0.00	0.00	0.00	0.00	0.00	0.00
	RREC - RECEIVER OF RECORDS	1.00	0.00	0.00	1.00	1.00	0.00	0.00	1.00	1.00	0.00	0.00	1.00	1.00	0.00	0.00	1.00
	SAPR - SENIOR APPRAISER	3.00	0.00	0.00	3.00	3.00	0.00	0.00	3.00	3.00	0.00	0.00	3.00	3.00	0.00	0.00	3.00
	SEC2 - SECRETARY II	2.00	0.00	0.00	2.00	2.00	0.00	0.00	2.00	2.00	0.00	0.00	2.00	2.00	0.00	0.00	2.00
	SRCL - SENIOR CLERK I	5.00	0.00	0.00	5.00	6.00	0.00	0.00	6.00	6.00	0.00	0.00	6.00	6.00	0.00	0.00	6.00
	TXMP - TAX MAPPER	2.00	0.00	0.00	2.00	2.00	0.00	0.00	2.00	2.00	0.00	0.00	2.00	2.00	0.00	0.00	2.00
	Total	**31.00**	**2.00**	**0.00**	**33.00**	**33.00**	**0.00**	**0.00**	**33.00**	**33.00**	**0.00**	**0.00**	**33.00**	**33.00**	**0.00**	**0.00**	**33.00**
RISK MANAGEMENT (1555)	DRRM - DIRECTOR RISK MANAGMENT	0.00	0.00	0.00	0.00	0.00	0.00	0.00	0.00	0.00	0.00	0.00	0.00	1.00	0.00	0.00	1.00
	RSMR - RISK MANAGER	0.00	0.00	0.00	0.00	0.00	0.00	0.00	0.00	1.00	0.00	0.00	1.00	0.00	0.00	0.00	0.00
	Total	**0.00**	**0.00**	**0.00**	**0.00**	**0.00**	**0.00**	**0.00**	**0.00**	**1.00**	**0.00**	**0.00**	**1.00**	**1.00**	**0.00**	**0.00**	**1.00**
FACILITIES MANAGEMENT (1565)	DRPM - DIRECTOR - PROPERTY MANAGEMENT	1.00	0.00	0.00	1.00	1.00	0.00	0.00	1.00	1.00	0.00	0.00	1.00	1.00	0.00	0.00	1.00

		2018 Budget				2019 Budget				2020 Budget				2021 Budget			
		FT	PT	SPT	Total	FT	PT	SPT	Total	FT	PT	SPT	Total	FT	PT	SPT	Total
FACILITIES MANAGEMENT (1565)	JSUP - JANITORIAL SUPERVISOR	3.00	0.00	0.00	3.00	3.00	0.00	0.00	3.00	3.00	0.00	0.00	3.00	3.00	0.00	0.00	3.00
	JTEC - JANITORIAL TECHNICIAN	10.00	0.00	0.00	10.00	10.00	0.00	0.00	10.00	10.00	0.00	0.00	10.00	10.00	0.00	0.00	10.00
	MNMG - MAINTENANCE MANAGER	1.00	0.00	0.00	1.00	1.00	0.00	0.00	1.00	1.00	0.00	0.00	1.00	1.00	0.00	0.00	1.00
	MNTH - MAINTENANCE TECHNICIAN	9.00	0.00	0.00	9.00	9.00	0.00	0.00	9.00	9.00	0.00	0.00	9.00	9.00	0.00	0.00	9.00
	Total	**24.00**	**0.00**	**0.00**	**24.00**	**24.00**	**0.00**	**0.00**	**24.00**	**24.00**	**0.00**	**0.00**	**24.00**	**24.00**	**0.00**	**0.00**	**24.00**
COMMUNICATIONS (1570)	ADCO - ASST DIRECTOR COMMUNICATIONS	0.00	0.00	0.00	0.00	0.00	0.00	0.00	0.00	0.00	0.00	0.00	0.00	1.00	0.00	0.00	1.00
	DIRC - DIRECTOR OF COMMUNICATIONS	0.00	0.00	0.00	0.00	0.00	0.00	0.00	0.00	0.00	0.00	0.00	0.00	1.00	0.00	0.00	1.00
	Total	**0.00**	**0.00**	**0.00**	**0.00**	**0.00**	**0.00**	**0.00**	**0.00**	**0.00**	**0.00**	**0.00**	**0.00**	**2.00**	**0.00**	**0.00**	**2.00**
COURT ADMINISTRATION (2100)	ADMA - ADMINISTRATIVE ASSISTANT	1.00	0.00	0.00	1.00	1.00	0.00	0.00	1.00	0.00	0.00	0.00	0.00	0.00	0.00	0.00	0.00
	CTAD - COURT ADMINISTRATOR	1.00	0.00	0.00	1.00	1.00	0.00	0.00	1.00	1.00	0.00	0.00	1.00	1.00	0.00	0.00	1.00
	CTR1 - COURT REPORTER1	5.00	0.00	0.00	5.00	5.00	0.00	0.00	5.00	5.00	0.00	0.00	5.00	5.00	0.00	0.00	5.00
	CTR2 - COURT REPORTER 2	3.00	0.00	0.00	3.00	3.00	0.00	0.00	3.00	3.00	0.00	0.00	3.00	3.00	0.00	0.00	3.00
	CTSC - COURT SERVICES COORDINATOR	0.00	0.00	0.00	0.00	0.00	0.00	0.00	0.00	1.00	0.00	0.00	1.00	1.00	0.00	0.00	1.00
	PTCO - PT COUNTY/STATE	0.00	23.00	0.00	23.00	0.00	23.00	0.00	23.00	0.00	23.00	0.00	23.00	0.00	25.00	0.00	25.00
	SCCL - SUPERIOR CRT CALENDAR CLERK	3.00	0.00	0.00	3.00	3.00	0.00	0.00	3.00	3.00	0.00	0.00	3.00	3.00	0.00	0.00	3.00
	SEC2 - SECRETARY II	1.00	0.00	0.00	1.00	1.00	0.00	0.00	1.00	1.00	0.00	0.00	1.00	1.00	0.00	0.00	1.00
	Total	**14.00**	**23.00**	**0.00**	**37.00**	**14.00**	**23.00**	**0.00**	**37.00**	**14.00**	**23.00**	**0.00**	**37.00**	**14.00**	**25.00**	**0.00**	**39.00**
SUPERIOR COURT (2150)	LCLK - LAW CLERK	3.00	0.00	0.00	3.00	3.00	0.00	0.00	3.00	3.00	0.00	0.00	3.00	3.00	0.00	0.00	3.00
	Total	**3.00**	**0.00**	**0.00**	**3.00**	**3.00**	**0.00**	**0.00**	**3.00**	**3.00**	**0.00**	**0.00**	**3.00**	**3.00**	**0.00**	**0.00**	**3.00**
INDIGENT DEFENSE (2165)	COUI - COUNSELOR/INVESTIGATOR	2.00	0.00	0.00	2.00	2.00	0.00	0.00	2.00	2.00	0.00	0.00	2.00	0.00	0.00	0.00	0.00
	DRID - DIR/INDIGENT DEFENSE	1.00	0.00	0.00	1.00	1.00	0.00	0.00	1.00	1.00	0.00	0.00	1.00	0.00	0.00	0.00	0.00
	SECR - SECRETARY I	1.00	0.00	0.00	1.00	1.00	0.00	0.00	1.00	1.00	0.00	0.00	1.00	0.00	0.00	0.00	0.00
	Total	**4.00**	**0.00**	**0.00**	**4.00**	**4.00**	**0.00**	**0.00**	**4.00**	**4.00**	**0.00**	**0.00**	**4.00**	**0.00**	**0.00**	**0.00**	**0.00**
CLERK OF SUPERIOR COURT (2180)	CDCS - CHIEF DEPUTY CLERK/SUPERIOR	1.00	0.00	0.00	1.00	1.00	0.00	0.00	1.00	1.00	0.00	0.00	1.00	1.00	0.00	0.00	1.00

		2018 Budget				2019 Budget				2020 Budget				2021 Budget			
		FT	PT	SPT	Total	FT	PT	SPT	Total	FT	PT	SPT	Total	FT	PT	SPT	Total
CLERK OF SUPERIOR COURT (2180)	CFCM - CHIEF CLERK PROJECT MANAGER	1.00	0.00	0.00	1.00	1.00	0.00	0.00	1.00	1.00	0.00	0.00	1.00	1.00	0.00	0.00	1.00
	CLCT - CLERK OF COURTS	1.00	0.00	0.00	1.00	1.00	0.00	0.00	1.00	1.00	0.00	0.00	1.00	1.00	0.00	0.00	1.00
	CLK1 - CLERK 1	19.00	0.00	0.00	19.00	19.00	0.00	0.00	19.00	19.00	0.00	0.00	19.00	21.00	0.00	0.00	21.00
	CLK2 - CLERK 2	7.00	0.00	0.00	7.00	7.00	0.00	0.00	7.00	6.00	0.00	0.00	6.00	5.00	0.00	0.00	5.00
	DPCL - DEPUTY CLERK	5.00	0.00	0.00	5.00	5.00	0.00	0.00	5.00	5.00	0.00	0.00	5.00	5.00	0.00	0.00	5.00
	PTCL - PT CLERICAL	0.00	4.00	0.00	4.00	0.00	4.00	0.00	4.00	0.00	4.00	0.00	4.00	0.00	7.00	0.00	7.00
	SRCL - SENIOR CLERK I	14.00	0.00	0.00	14.00	14.00	0.00	0.00	14.00	15.00	0.00	0.00	15.00	15.00	0.00	0.00	15.00
	SRDC - SR DEPUTY CLERK	5.00	0.00	0.00	5.00	5.00	0.00	0.00	5.00	5.00	0.00	0.00	5.00	5.00	0.00	0.00	5.00
	STPT - SEASONAL PART TIME	0.00	0.00	2.00	2.00	0.00	0.00	2.00	2.00	0.00	0.00	1.00	1.00	0.00	0.00	0.00	0.00
	TMPC - TEMP/SEASONAL CLK	0.00	0.00	3.00	3.00	0.00	0.00	3.00	3.00	0.00	0.00	3.00	3.00	0.00	0.00	2.00	2.00
	Total	**53.00**	**4.00**	**5.00**	**62.00**	**53.00**	**4.00**	**5.00**	**62.00**	**53.00**	**4.00**	**4.00**	**61.00**	**54.00**	**7.00**	**2.00**	**63.00**
DISTRICT ATTORNEY (2200)	ACTP - ACCOUNTABILITY CRT PROSECUT	0.00	0.00	0.00	0.00	0.00	0.00	0.00	0.00	0.00	0.00	0.00	0.00	1.00	0.00	0.00	1.00
	ASDA - ASSISTANT DA	7.35	0.00	0.00	7.35	8.00	0.00	0.00	8.00	9.35	0.00	0.00	9.35	8.00	0.00	0.00	8.00
	DADA - DPTY CHIEF ASST DISTRICT ATTOR	0.00	0.00	0.00	0.00	0.00	0.00	0.00	0.00	1.00	0.00	0.00	1.00	3.00	0.00	0.00	3.00
	DAVS - DIR OFFICE ADMIN-VICTIM SERVIC	0.00	0.00	0.00	0.00	1.00	0.00	0.00	1.00	0.80	0.00	0.00	0.80	0.80	0.00	0.00	0.80
	INVS - INVESTIGATOR	13.00	0.00	0.00	13.00	13.00	0.00	0.00	13.00	9.00	0.00	0.00	9.00	9.00	0.00	0.00	9.00
	PT - PART-TIME	0.00	1.00	0.00	1.00	0.00	1.00	0.00	1.00	0.00	2.00	0.00	2.00	0.00	2.00	0.00	2.00
	PTFD - PT DA FIN DIRECTOR	0.00	1.00	0.00	1.00	0.00	0.00	0.00	0.00	0.00	0.00	0.00	0.00	0.00	0.00	0.00	0.00
	SINV - SR. INVESTIGATOR	0.00	0.00	0.00	0.00	0.00	0.00	0.00	0.00	4.00	0.00	0.00	4.00	4.00	0.00	0.00	4.00
	SRSE - SENIOR SECRETARY	6.00	0.00	0.00	6.00	6.00	0.00	0.00	6.00	6.00	0.00	0.00	6.00	6.00	0.00	0.00	6.00
	Total	**26.35**	**2.00**	**0.00**	**28.35**	**28.00**	**1.00**	**0.00**	**29.00**	**30.15**	**2.00**	**0.00**	**32.15**	**31.80**	**2.00**	**0.00**	**33.80**
STATE COURT (2300)	ADMA - ADMINISTRATIVE ASSISTANT	3.00	0.00	0.00	3.00	3.00	0.00	0.00	3.00	3.00	0.00	0.00	3.00	3.00	0.00	0.00	3.00
	LCLK - LAW CLERK	1.00	0.00	0.00	1.00	1.00	0.00	0.00	1.00	2.00	0.00	0.00	2.00	3.00	0.00	0.00	3.00
	SJDG - STATE COURT JUDGE	3.00	0.00	0.00	3.00	3.00	0.00	0.00	3.00	3.00	0.00	0.00	3.00	3.00	0.00	0.00	3.00

		2018 Budget				2019 Budget				2020 Budget				2021 Budget			
		FT	PT	SPT	Total	FT	PT	SPT	Total	FT	PT	SPT	Total	FT	PT	SPT	Total
STATE COURT (2300)	**Total**	**7.00**	**0.00**	**0.00**	**7.00**	**7.00**	**0.00**	**0.00**	**7.00**	**8.00**	**0.00**	**0.00**	**8.00**	**9.00**	**0.00**	**0.00**	**9.00**
STATE COURT SOLICITOR (2310)	**ASSO - ASSISTANT SOLICITOR**	8.00	0.00	0.00	8.00	8.00	0.00	0.00	8.00	8.00	0.00	0.00	8.00	8.00	0.00	0.00	8.00
	CFAS - CHIEF ASST SOLICITOR	1.00	0.00	0.00	1.00	1.00	0.00	0.00	1.00	1.00	0.00	0.00	1.00	1.00	0.00	0.00	1.00
	CLK2 - CLERK 2	1.00	0.00	0.00	1.00	2.00	0.00	0.00	2.00	2.00	0.00	0.00	2.00	2.00	0.00	0.00	2.00
	DASG - DPTY ASG	1.00	0.00	0.00	1.00	1.00	0.00	0.00	1.00	1.00	0.00	0.00	1.00	1.00	0.00	0.00	1.00
	INVS - INVESTIGATOR	3.00	0.00	0.00	3.00	3.00	0.00	0.00	3.00	3.00	0.00	0.00	3.00	3.00	0.00	0.00	3.00
	PTCL - PT CLERICAL	0.00	2.00	0.00	2.00	0.00	2.00	0.00	2.00	0.00	2.00	0.00	2.00	0.00	2.00	0.00	2.00
	SEC2 - SECRETARY II	2.00	0.00	0.00	2.00	2.00	0.00	0.00	2.00	2.00	0.00	0.00	2.00	2.00	0.00	0.00	2.00
	SECR - SECRETARY I	2.00	0.00	0.00	2.00	2.00	0.00	0.00	2.00	2.00	0.00	0.00	2.00	2.00	0.00	0.00	2.00
	SOLI - SOLICITOR	1.00	0.00	0.00	1.00	1.00	0.00	0.00	1.00	1.00	0.00	0.00	1.00	1.00	0.00	0.00	1.00
	TRAS - TRIAL ASSISTANT	4.00	0.00	0.00	4.00	4.00	0.00	0.00	4.00	4.00	0.00	0.00	4.00	4.00	0.00	0.00	4.00
	Total	**23.00**	**2.00**	**0.00**	**25.00**	**24.00**	**2.00**	**0.00**	**26.00**	**24.00**	**2.00**	**0.00**	**26.00**	**24.00**	**2.00**	**0.00**	**26.00**
MAGISTRATE COURT (2400)	**ADMA - ADMINISTRATIVE ASSISTANT**	1.00	0.00	0.00	1.00	1.00	0.00	0.00	1.00	1.00	0.00	0.00	1.00	1.00	0.00	0.00	1.00
	CAMJ - CHIEF ASSOCIATE MAG. JUDGE	1.00	0.00	0.00	1.00	1.00	0.00	0.00	1.00	1.00	0.00	0.00	1.00	1.00	0.00	0.00	1.00
	CMJG - CHIEF MAGISTRATE JUDGE	1.00	0.00	0.00	1.00	1.00	0.00	0.00	1.00	1.00	0.00	0.00	1.00	1.00	0.00	0.00	1.00
	PTCO - PT COUNTY/STATE	0.00	7.00	0.00	7.00	0.00	7.00	0.00	7.00	0.00	7.00	0.00	7.00	0.00	7.00	0.00	7.00
	Total	**3.00**	**7.00**	**0.00**	**10.00**	**3.00**	**7.00**	**0.00**	**10.00**	**3.00**	**7.00**	**0.00**	**10.00**	**3.00**	**7.00**	**0.00**	**10.00**
PROBATE COURT (2450)	**CLK1 - CLERK 1**	0.00	0.00	0.00	0.00	0.00	0.00	0.00	0.00	0.00	0.00	0.00	0.00	1.00	0.00	0.00	1.00
	DRLI - DIRECTOR - LICENSING OPERATION	1.00	0.00	0.00	1.00	1.00	0.00	0.00	1.00	1.00	0.00	0.00	1.00	1.00	0.00	0.00	1.00
	HROF - HEARING OFFICER - PROBATE	1.00	0.00	0.00	1.00	1.00	0.00	0.00	1.00	1.00	0.00	0.00	1.00	1.00	0.00	0.00	1.00
	PJDG - PROBATE JUDGE	1.00	0.00	0.00	1.00	1.00	0.00	0.00	1.00	1.00	0.00	0.00	1.00	1.00	0.00	0.00	1.00
	PTCL - PT CLERICAL	0.00	1.00	0.00	1.00	0.00	1.00	0.00	1.00	0.00	1.00	0.00	1.00	0.00	0.00	0.00	0.00
	SRDC - SR DEPUTY CLERK	6.00	0.00	0.00	6.00	6.00	0.00	0.00	6.00	6.00	0.00	0.00	6.00	6.00	0.00	0.00	6.00
	Total	**9.00**	**1.00**	**0.00**	**10.00**	**9.00**	**1.00**	**0.00**	**10.00**	**9.00**	**1.00**	**0.00**	**10.00**	**10.00**	**0.00**	**0.00**	**10.00**

		2018 Budget				2019 Budget				2020 Budget				2021 Budget			
		FT	PT	SPT	Total	FT	PT	SPT	Total	FT	PT	SPT	Total	FT	PT	SPT	Total
JUVENILE COURT (2600)	ADMA - ADMINISTRATIVE ASSISTANT	2.00	0.00	0.00	2.00	2.00	0.00	0.00	2.00	2.00	0.00	0.00	2.00	2.00	0.00	0.00	2.00
	JCIO - JUVENILE COURT INTAKE OFFICER	1.00	0.00	0.00	1.00	1.00	0.00	0.00	1.00	1.00	0.00	0.00	1.00	1.00	0.00	0.00	1.00
	JCPM - JUV COURT PROGRAM MGR	2.00	0.00	0.00	2.00	2.00	0.00	0.00	2.00	2.00	0.00	0.00	2.00	2.00	0.00	0.00	2.00
	JJDG - JUVENILE COURT JUDGE	2.00	0.00	0.00	2.00	2.00	0.00	0.00	2.00	2.00	0.00	0.00	2.00	2.00	0.00	0.00	2.00
	Total	**7.00**	**0.00**	**0.00**	**7.00**	**7.00**	**0.00**	**0.00**	**7.00**	**7.00**	**0.00**	**0.00**	**7.00**	**7.00**	**0.00**	**0.00**	**7.00**
INDIGENT DEFENSE (2810)	COUI - COUNSELOR/INVESTIGATOR	0.00	0.00	0.00	0.00	0.00	0.00	0.00	0.00	0.00	0.00	0.00	0.00	2.00	0.00	0.00	2.00
	DRID - DIR/INDIGENT DEFENSE	0.00	0.00	0.00	0.00	0.00	0.00	0.00	0.00	0.00	0.00	0.00	0.00	1.00	0.00	0.00	1.00
	SECR - SECRETARY I	0.00	0.00	0.00	0.00	0.00	0.00	0.00	0.00	0.00	0.00	0.00	0.00	1.00	0.00	0.00	1.00
	Total	**0.00**	**0.00**	**0.00**	**0.00**	**0.00**	**0.00**	**0.00**	**0.00**	**0.00**	**0.00**	**0.00**	**0.00**	**4.00**	**0.00**	**0.00**	**4.00**
SHERIFF ADMINISTRATION (3310)	ACCM - ACCREDITATION MANAGER	0.00	0.00	0.00	0.00	1.00	0.00	0.00	1.00	1.00	0.00	0.00	1.00	1.00	0.00	0.00	1.00
	ADMA - ADMINISTRATIVE ASSISTANT	2.00	0.00	0.00	2.00	1.00	0.00	0.00	1.00	1.00	0.00	0.00	1.00	0.00	0.00	0.00	0.00
	ADSP - ADMIN SUPERVISOR	1.00	0.00	0.00	1.00	1.00	0.00	0.00	1.00	1.00	0.00	0.00	1.00	1.00	0.00	0.00	1.00
	BOAD - BOND ADMINISTRATOR	1.00	0.00	0.00	1.00	1.00	0.00	0.00	1.00	1.00	0.00	0.00	1.00	1.00	0.00	0.00	1.00
	CAPS - CAPTAIN SHERIFF'S OFFICE	8.00	0.00	0.00	8.00	8.00	0.00	0.00	8.00	9.00	0.00	0.00	9.00	10.00	0.00	0.00	10.00
	CFDS - CHIEF DEPUTY SHERIFF	1.00	0.00	0.00	1.00	1.00	0.00	0.00	1.00	1.00	0.00	0.00	1.00	1.00	0.00	0.00	1.00
	CLK1 - CLERK 1	17.00	0.00	0.00	17.00	17.00	0.00	0.00	17.00	17.00	0.00	0.00	17.00	16.00	0.00	0.00	16.00
	CLK2 - CLERK 2	1.00	0.00	0.00	1.00	6.00	0.00	0.00	6.00	5.00	0.00	0.00	5.00	6.00	0.00	0.00	6.00
	COOS - COMM OFFICER SHERIFF	9.00	0.00	0.00	9.00	9.00	0.00	0.00	9.00	9.00	0.00	0.00	9.00	9.00	0.00	0.00	9.00
	CORP - CORPORAL	43.00	0.00	0.00	43.00	52.00	0.00	0.00	52.00	53.00	0.00	0.00	53.00	53.00	0.00	0.00	53.00
	CRAN - CRIME ANALYST	2.00	0.00	0.00	2.00	3.00	0.00	0.00	3.00	2.00	0.00	0.00	2.00	3.00	0.00	0.00	3.00
	CROP - CONTROL ROOM OPERATOR	1.00	0.00	0.00	1.00	1.00	0.00	0.00	1.00	1.00	0.00	0.00	1.00	1.00	0.00	0.00	1.00
	DCMS - DETENTION CENTER MAINT SUPVSR	1.00	0.00	0.00	1.00	1.00	0.00	0.00	1.00	1.00	0.00	0.00	1.00	1.00	0.00	0.00	1.00
	DEPU - DEPUTY UNCERTIFED	4.00	0.00	0.00	4.00	3.00	0.00	0.00	3.00	3.00	0.00	0.00	3.00	0.00	0.00	0.00	0.00
	DPTY - DEPUTY - CERTIFIED	242.00	0.00	0.00	242.00	229.00	0.00	0.00	229.00	237.00	0.00	0.00	237.00	252.00	0.00	0.00	252.00

		2018 Budget				2019 Budget				2020 Budget				2021 Budget			
		FT	PT	SPT	Total	FT	PT	SPT	Total	FT	PT	SPT	Total	FT	PT	SPT	Total
SHERIFF ADMINISTRATION (3310)	DRCO - DIRECTOR OF COMMUNICATIONS	0.00	0.00	0.00	0.00	0.00	0.00	0.00	0.00	1.00	0.00	0.00	1.00	0.00	0.00	0.00	0.00
	EVCU - EVIDENCE CUSTODIAN	3.00	0.00	0.00	3.00	3.00	0.00	0.00	3.00	3.00	0.00	0.00	3.00	3.00	0.00	0.00	3.00
	EXAS - EXECUTIVE ASSISTANT	1.00	0.00	0.00	1.00	2.00	0.00	0.00	2.00	2.00	0.00	0.00	2.00	2.00	0.00	0.00	2.00
	FCTH - FORENSIC COMPUTER TECHNICIAN	1.00	0.00	0.00	1.00	1.00	0.00	0.00	1.00	1.00	0.00	0.00	1.00	1.00	0.00	0.00	1.00
	FTMG - FLEET MANAGER SO	0.00	0.00	0.00	0.00	0.00	0.00	0.00	0.00	0.00	0.00	0.00	0.00	1.00	0.00	0.00	1.00
	HRAS - HR ASSISTANT	0.00	0.00	0.00	0.00	1.00	0.00	0.00	1.00	1.00	0.00	0.00	1.00	1.00	0.00	0.00	1.00
	HRSP - HR SPECIALIST	1.00	0.00	0.00	1.00	1.00	0.00	0.00	1.00	1.00	0.00	0.00	1.00	1.00	0.00	0.00	1.00
	ICCO - INMATE COURT COORDINATOR	2.00	0.00	0.00	2.00	2.00	0.00	0.00	2.00	2.00	0.00	0.00	2.00	2.00	0.00	0.00	2.00
	INSM - INFORMATION SYSTEM MANAGER	0.00	0.00	0.00	0.00	0.00	0.00	0.00	0.00	1.00	0.00	0.00	1.00	1.00	0.00	0.00	1.00
	LTCS - LT COLONEL SHERIFF	1.00	0.00	0.00	1.00	1.00	0.00	0.00	1.00	1.00	0.00	0.00	1.00	1.00	0.00	0.00	1.00
	LTSH - LIEUTENANT - SHERIFF	19.00	0.00	0.00	19.00	21.00	0.00	0.00	21.00	21.00	0.00	0.00	21.00	22.00	0.00	0.00	22.00
	MAJS - MAJOR SHERIFF	2.00	0.00	0.00	2.00	2.00	0.00	0.00	2.00	2.00	0.00	0.00	2.00	2.00	0.00	0.00	2.00
	MNTH - MAINTENANCE TECHNICIAN	2.00	0.00	0.00	2.00	2.00	0.00	0.00	2.00	2.00	0.00	0.00	2.00	4.00	0.00	0.00	4.00
	PT - PART-TIME	0.00	0.00	0.00	0.00	0.00	0.00	0.00	0.00	0.00	0.00	0.00	0.00	0.00	1.00	0.00	1.00
	PTCD - PT CERTIFIED DEPUTY	0.00	0.00	0.00	0.00	0.00	0.00	0.00	0.00	0.00	0.00	0.00	0.00	0.00	3.00	0.00	3.00
	PTDP - PT DEPUTY	0.00	5.00	0.00	5.00	0.00	5.00	0.00	5.00	0.00	5.00	0.00	5.00	0.00	5.00	0.00	5.00
	PTQM - PART TIME QUARTERMASTER	0.00	0.00	0.00	0.00	0.00	1.00	0.00	1.00	0.00	0.00	0.00	0.00	0.00	0.00	0.00	0.00
	PTXG - PT CROSSING GUARD	0.00	14.00	0.00	14.00	0.00	11.00	0.00	11.00	0.00	12.00	0.00	12.00	0.00	10.00	0.00	10.00
	RECO - RECORDS COORDINATOR	2.00	0.00	0.00	2.00	2.00	0.00	0.00	2.00	2.00	0.00	0.00	2.00	3.00	0.00	0.00	3.00
	RECP - RECEPTIONIST	1.00	0.00	0.00	1.00	0.00	0.00	0.00	0.00	0.00	0.00	0.00	0.00	0.00	0.00	0.00	0.00
	RMSM - RMS MANAGER	0.00	0.00	0.00	0.00	0.00	0.00	0.00	0.00	0.00	0.00	0.00	0.00	1.00	0.00	0.00	1.00
	SEC2 - SECRETARY II	2.00	0.00	0.00	2.00	2.00	0.00	0.00	2.00	2.00	0.00	0.00	2.00	2.00	0.00	0.00	2.00
	SECR - SECRETARY I	1.00	0.00	0.00	1.00	1.00	0.00	0.00	1.00	1.00	0.00	0.00	1.00	1.00	0.00	0.00	1.00
	SGTS - SERGEANT SHERIFF	37.00	0.00	0.00	37.00	36.00	0.00	0.00	36.00	37.00	0.00	0.00	37.00	37.00	0.00	0.00	37.00

		2018 Budget				2019 Budget				2020 Budget				2021 Budget			
		FT	PT	SPT	Total	FT	PT	SPT	Total	FT	PT	SPT	Total	FT	PT	SPT	Total
SHERIFF ADMINISTRATION (3310)	SHER - SHERIFF	1.00	0.00	0.00	1.00	1.00	0.00	0.00	1.00	1.00	0.00	0.00	1.00	1.00	0.00	0.00	1.00
	SRCL - SENIOR CLERK I	1.00	0.00	0.00	1.00	1.00	0.00	0.00	1.00	2.00	0.00	0.00	2.00	2.00	0.00	0.00	2.00
	SRSE - SENIOR SECRETARY	2.00	0.00	0.00	2.00	2.00	0.00	0.00	2.00	2.00	0.00	0.00	2.00	2.00	0.00	0.00	2.00
	TACS - TAC OFFICER - SHERIFF	2.00	0.00	0.00	2.00	2.00	0.00	0.00	2.00	2.00	0.00	0.00	2.00	2.00	0.00	0.00	2.00
	UDPY - DEPUTY - UNCERTIFIED	1.00	0.00	0.00	1.00	1.00	0.00	0.00	1.00	1.00	0.00	0.00	1.00	0.00	0.00	0.00	0.00
	WROC - WARRANT OFFICE COORDINATOR	1.00	0.00	0.00	1.00	1.00	0.00	0.00	1.00	1.00	0.00	0.00	1.00	1.00	0.00	0.00	1.00
	Total	**416.00**	**19.00**	**0.00**	**435.00**	**419.00**	**17.00**	**0.00**	**436.00**	**431.00**	**17.00**	**0.00**	**448.00**	**448.00**	**19.00**	**0.00**	**467.00**
COUNTY PROBATION (3450)	CPAT - CNTY PROBATION ACCOUNTS TECHNI	0.00	0.00	0.00	0.00	0.00	0.00	0.00	0.00	1.00	0.00	0.00	1.00	1.00	0.00	0.00	1.00
	CPDT - CNTY PROBATION DRUG TEST TECHN	0.00	0.00	0.00	0.00	0.00	0.00	0.00	0.00	1.00	0.00	0.00	1.00	1.00	0.00	0.00	1.00
	CPIC - CNTY PROBATION CRT INTAKE CLK	0.00	0.00	0.00	0.00	0.00	0.00	0.00	0.00	1.00	0.00	0.00	1.00	1.00	0.00	0.00	1.00
	CPOM - CNTY PROBATION OPERATIONS MGR	0.00	0.00	0.00	0.00	0.00	0.00	0.00	0.00	1.00	0.00	0.00	1.00	1.00	0.00	0.00	1.00
	CPPO - COUNTY PROBATION OFFICER	0.00	0.00	0.00	0.00	0.00	0.00	0.00	0.00	5.00	0.00	0.00	5.00	7.00	0.00	0.00	7.00
	DCPM - DIRECTOR CNTY PROBATION MARSHA	0.00	0.00	0.00	0.00	0.00	0.00	0.00	0.00	1.00	0.00	0.00	1.00	1.00	0.00	0.00	1.00
	Total	**0.00**	**0.00**	**0.00**	**0.00**	**0.00**	**0.00**	**0.00**	**0.00**	**10.00**	**0.00**	**0.00**	**10.00**	**12.00**	**0.00**	**0.00**	**12.00**
CORONER (3700)	CORN - CORONER	1.00	0.00	0.00	1.00	1.00	0.00	0.00	1.00	1.00	0.00	0.00	1.00	1.00	0.00	0.00	1.00
	PTCL - PT CLERICAL	0.00	0.00	0.00	0.00	0.00	0.00	0.00	0.00	0.00	1.00	0.00	1.00	0.00	1.00	0.00	1.00
	PTCN - PT CORNER	0.00	3.00	0.00	3.00	0.00	6.00	0.00	6.00	0.00	6.00	0.00	6.00	0.00	6.00	0.00	6.00
	Total	**1.00**	**3.00**	**0.00**	**4.00**	**1.00**	**6.00**	**0.00**	**7.00**	**1.00**	**7.00**	**0.00**	**8.00**	**1.00**	**7.00**	**0.00**	**8.00**
ANIMAL CONTROL (3910)	ANCO - ANIMAL CONTROL OFFICER	6.00	0.00	0.00	6.00	6.00	0.00	0.00	6.00	6.00	0.00	0.00	6.00	6.00	0.00	0.00	6.00
	CMED - CO MARSHAL 911 DIR	0.06	0.00	0.00	0.06	0.00	0.00	0.00	0.00	0.00	0.00	0.00	0.00	0.00	0.00	0.00	0.00
	Total	**6.06**	**0.00**	**0.00**	**6.06**	**6.00**	**0.00**	**0.00**	**6.00**	**6.00**	**0.00**	**0.00**	**6.00**	**6.00**	**0.00**	**0.00**	**6.00**
ANIMAL SHELTER (3915)	ADMA - ADMINISTRATIVE ASSISTANT	0.00	0.00	0.00	0.00	1.00	0.00	0.00	1.00	1.00	0.00	0.00	1.00	1.00	0.00	0.00	1.00
	ANIS - A-SHELTER INTAKE SUPER	0.00	0.00	0.00	0.00	1.00	0.00	0.00	1.00	1.00	0.00	0.00	1.00	1.00	0.00	0.00	1.00
	ANPM - ANIMAL SHELTER PROGRAM MGR	0.00	0.00	0.00	0.00	1.00	0.00	0.00	1.00	1.00	0.00	0.00	1.00	1.00	0.00	0.00	1.00

		2018 Budget				2019 Budget				2020 Budget				2021 Budget			
		FT	PT	SPT	Total	FT	PT	SPT	Total	FT	PT	SPT	Total	FT	PT	SPT	Total
ANIMAL SHELTER (3915)	ANS1 - ANIMAL SUPPORT SPEC 1	0.00	0.00	0.00	0.00	6.00	0.00	0.00	6.00	4.00	0.00	0.00	4.00	5.00	0.00	0.00	5.00
	ANS2 - ANIMAL SUPPORT SPEC 2	0.00	0.00	0.00	0.00	3.00	0.00	0.00	3.00	6.00	0.00	0.00	6.00	6.00	0.00	0.00	6.00
	ANS3 - ANIMAL SUPPORT SPECIALIST 3	0.00	0.00	0.00	0.00	2.00	0.00	0.00	2.00	2.00	0.00	0.00	2.00	1.00	0.00	0.00	1.00
	ANVT - VETERINARY TECHNICIAN	0.00	0.00	0.00	0.00	1.00	0.00	0.00	1.00	1.00	0.00	0.00	1.00	1.00	0.00	0.00	1.00
	CMED - CO MARSHAL 911 DIR	0.00	0.00	0.00	0.00	0.00	0.00	0.00	0.00	0.00	0.00	0.00	0.00	0.00	0.00	0.00	0.00
	DRAS - DIRECTOR - ANIMAL SHELTER	0.00	0.00	0.00	0.00	1.00	0.00	0.00	1.00	1.00	0.00	0.00	1.00	1.00	0.00	0.00	1.00
	PTAS - PT ANIMAL SUPPORT SPEC 1	0.00	0.00	0.00	0.00	0.00	1.00	0.00	1.00	0.00	1.00	0.00	1.00	0.00	1.00	0.00	1.00
	Total	**0.00**	**0.00**	**0.00**	**0.00**	**16.00**	**1.00**	**0.00**	**17.00**	**17.00**	**1.00**	**0.00**	**18.00**	**17.00**	**1.00**	**0.00**	**18.00**
EMERGENCY MANAGEMENT AGENCY (3920)	DDEM - DEPUTY DIRECTOR EMA	1.00	0.00	0.00	1.00	1.00	0.00	0.00	1.00	1.00	0.00	0.00	1.00	1.00	0.00	0.00	1.00
	DRHS - DIRECTOR/HOMELAND SECURITY	1.00	0.00	0.00	1.00	1.00	0.00	0.00	1.00	1.00	0.00	0.00	1.00	1.00	0.00	0.00	1.00
	ISAN - INFORMATION SYSTEM ANALYST	1.00	0.00	0.00	1.00	1.00	0.00	0.00	1.00	1.00	0.00	0.00	1.00	1.00	0.00	0.00	1.00
	Total	**3.00**	**0.00**	**0.00**	**3.00**	**3.00**	**0.00**	**0.00**	**3.00**	**3.00**	**0.00**	**0.00**	**3.00**	**3.00**	**0.00**	**0.00**	**3.00**
ROADS & BRIDGES (4100)	ADMA - ADMINISTRATIVE ASSISTANT	1.00	0.00	0.00	1.00	1.00	0.00	0.00	1.00	1.00	0.00	0.00	1.00	1.00	0.00	0.00	1.00
	DRRB - DIRECTOR ROADS & BRIDGES	1.00	0.00	0.00	1.00	1.00	0.00	0.00	1.00	1.00	0.00	0.00	1.00	1.00	0.00	0.00	1.00
	EO01 - EQUIPMENT OPERATOR I	3.00	0.00	0.00	3.00	2.00	0.00	0.00	2.00	2.00	0.00	0.00	2.00	2.00	0.00	0.00	2.00
	EO02 - EQUIPMENT OPERATOR II	2.00	0.00	0.00	2.00	4.00	0.00	0.00	4.00	4.00	0.00	0.00	4.00	4.00	0.00	0.00	4.00
	HVOP - HEAVY EQUIPMENT OPERATOR	3.00	0.00	0.00	3.00	0.00	0.00	0.00	0.00	0.00	0.00	0.00	0.00	0.00	0.00	0.00	0.00
	LB - LABORER	0.00	0.00	0.00	0.00	13.00	0.00	0.00	13.00	15.00	0.00	0.00	15.00	15.00	0.00	0.00	15.00
	LBO1 - LABORER I	6.00	0.00	0.00	6.00	4.00	0.00	0.00	4.00	2.00	0.00	0.00	2.00	2.00	0.00	0.00	2.00
	LBO2 - LABORER II	9.00	0.00	0.00	9.00	0.00	0.00	0.00	0.00	0.00	0.00	0.00	0.00	0.00	0.00	0.00	0.00
	LDO2 - LEAD OPERATOR 2	1.00	0.00	0.00	1.00	3.00	0.00	0.00	3.00	3.00	0.00	0.00	3.00	4.00	0.00	0.00	4.00
	LDOP - LEAD OPERATOR	0.00	0.00	0.00	0.00	1.00	0.00	0.00	1.00	1.00	0.00	0.00	1.00	1.00	0.00	0.00	1.00
	MGRB - MANAGER - ROADS & BRIDGES	2.00	0.00	0.00	2.00	1.00	0.00	0.00	1.00	1.00	0.00	0.00	1.00	1.00	0.00	0.00	1.00
	OMRB - OPERATIONS MGR R&B	0.00	0.00	0.00	0.00	1.00	0.00	0.00	1.00	1.00	0.00	0.00	1.00	1.00	0.00	0.00	1.00

		2018 Budget				2019 Budget				2020 Budget				2021 Budget			
		FT	PT	SPT	Total	FT	PT	SPT	Total	FT	PT	SPT	Total	FT	PT	SPT	Total
ROADS & BRIDGES (4100)	SMTH - SIGN AND MARKING TECHINICIAN	1.00	0.00	0.00	1.00	1.00	0.00	0.00	1.00	1.00	0.00	0.00	1.00	1.00	0.00	0.00	1.00
	STRB - SEASONAL ROADS BRIDGES	0.00	0.00	10.00	10.00	0.00	0.00	10.00	10.00	0.00	0.00	10.00	10.00	0.00	0.00	10.00	10.00
	SURB - SUPERVISOR/ROADS & BRIDGES	3.00	0.00	0.00	3.00	3.00	0.00	0.00	3.00	3.00	0.00	0.00	3.00	3.00	0.00	0.00	3.00
	TR01 - TRUCK DRIVER I	1.00	0.00	0.00	1.00	1.00	0.00	0.00	1.00	1.00	0.00	0.00	1.00	1.00	0.00	0.00	1.00
	TR02 - TRUCK DRIVER II	5.00	0.00	0.00	5.00	5.00	0.00	0.00	5.00	5.00	0.00	0.00	5.00	5.00	0.00	0.00	5.00
	Total	**38.00**	**0.00**	**10.00**	**48.00**	**41.00**	**0.00**	**10.00**	**51.00**	**41.00**	**0.00**	**10.00**	**51.00**	**42.00**	**0.00**	**10.00**	**52.00**
STORMWATER ENGINEERING (4252)	SWCO - STORMWATER COORDINATOR	2.00	0.00	0.00	2.00	2.00	0.00	0.00	2.00	1.00	0.00	0.00	1.00	1.00	0.00	0.00	1.00
	SWIN - STORMWATER INSP	2.00	0.00	0.00	2.00	3.00	0.00	0.00	3.00	3.00	0.00	0.00	3.00	3.00	0.00	0.00	3.00
	SWMG - STORM WATER MANAGER	0.00	0.00	0.00	0.00	0.00	0.00	0.00	0.00	0.76	0.00	0.00	0.76	0.76	0.00	0.00	0.76
	Total	**4.00**	**0.00**	**0.00**	**4.00**	**5.00**	**0.00**	**0.00**	**5.00**	**4.76**	**0.00**	**0.00**	**4.76**	**4.76**	**0.00**	**0.00**	**4.76**
ENGINEERING (4271)	ACOE - ASST COUNTY ENGINEER	1.00	0.00	0.00	1.00	1.00	0.00	0.00	1.00	1.00	0.00	0.00	1.00	1.00	0.00	0.00	1.00
	ADMA - ADMINISTRATIVE ASSISTANT	0.65	0.00	0.00	0.65	1.00	0.00	0.00	1.00	0.75	0.00	0.00	0.75	0.75	0.00	0.00	0.75
	ARBO - ARBORIST	1.00	0.00	0.00	1.00	1.00	0.00	0.00	1.00	1.00	0.00	0.00	1.00	1.00	0.00	0.00	1.00
	CDAD - COMMUNITY DEV AGENCY DIR	0.00	0.00	0.00	0.00	1.00	0.00	0.00	1.00	0.50	0.00	0.00	0.50	0.50	0.00	0.00	0.50
	DVIM - DEVELOPMENT INSPECTION MANAGER	3.00	0.00	0.00	3.00	1.00	0.00	0.00	1.00	1.00	0.00	0.00	1.00	1.00	0.00	0.00	1.00
	DVIN - DEVELOPMENT INSPECTOR	2.00	0.00	0.00	2.00	4.00	0.00	0.00	4.00	4.00	0.00	0.00	4.00	4.00	0.00	0.00	4.00
	ENAT - ENGINEERING ASSISTANT	1.00	0.00	0.00	1.00	1.00	0.00	0.00	1.00	2.00	0.00	0.00	2.00	2.00	0.00	0.00	2.00
	PCET - PRECONST ENG TRANSPORTATION	1.00	0.00	0.00	1.00	1.00	0.00	0.00	1.00	1.00	0.00	0.00	1.00	1.00	0.00	0.00	1.00
	PTDI - PT DEVELOPMENT INSPECTOR	0.00	1.00	0.00	1.00	0.00	0.00	0.00	0.00	0.00	0.00	0.00	0.00	0.00	0.00	0.00	0.00
	PWAD - PUBLIC WORKS AGENCY DIR	0.35	0.00	0.00	0.35	0.00	0.00	0.00	0.00	0.00	0.00	0.00	0.00	0.00	0.00	0.00	0.00
	Total	**10.00**	**1.00**	**0.00**	**11.00**	**11.00**	**0.00**	**0.00**	**11.00**	**11.25**	**0.00**	**0.00**	**11.25**	**11.25**	**0.00**	**0.00**	**11.25**
RECYCLING CENTER (4540)	ADMA - ADMINISTRATIVE ASSISTANT	0.10	0.00	0.00	0.10	0.00	0.00	0.00	0.00	0.00	0.00	0.00	0.00	0.00	0.00	0.00	0.00
	PTRE - PT RECYCLING	0.00	3.00	0.00	3.00	0.00	3.00	0.00	3.00	0.00	3.00	0.00	3.00	0.00	2.00	0.00	2.00
	RECS - RECYCLING CENTER SUPERVISOR	1.00	0.00	0.00	1.00	1.00	0.00	0.00	1.00	1.00	0.00	0.00	1.00	1.00	0.00	0.00	1.00

		2018 Budget				2019 Budget				2020 Budget				2021 Budget			
		FT	PT	SPT	Total	FT	PT	SPT	Total	FT	PT	SPT	Total	FT	PT	SPT	Total
RECYCLING CENTER (4540)	REOP - RECYCLING OPERATOR	1.00	0.00	0.00	1.00	1.00	0.00	0.00	1.00	1.00	0.00	0.00	1.00	2.00	0.00	0.00	2.00
	Total	**2.10**	**3.00**	**0.00**	**5.10**	**2.00**	**3.00**	**0.00**	**5.00**	**2.00**	**3.00**	**0.00**	**5.00**	**3.00**	**2.00**	**0.00**	**5.00**
COMMUNITY SERVICES AGENCY (5500)	CSAD - COMMUNITY SERVICES AGENCY DIR	0.00	0.00	0.00	0.00	0.00	0.00	0.00	0.00	1.00	0.00	0.00	1.00	1.00	0.00	0.00	1.00
	Total	**0.00**	**0.00**	**0.00**	**0.00**	**0.00**	**0.00**	**0.00**	**0.00**	**1.00**	**0.00**	**0.00**	**1.00**	**1.00**	**0.00**	**0.00**	**1.00**
CONSERVATION ADMINISTRATION (7110)	SOIL - SOIL CONSERVATION	1.00	0.00	0.00	1.00	1.00	0.00	0.00	1.00	1.00	0.00	0.00	1.00	1.00	0.00	0.00	1.00
	Total	**1.00**	**0.00**	**0.00**	**1.00**	**1.00**	**0.00**	**0.00**	**1.00**	**1.00**	**0.00**	**0.00**	**1.00**	**1.00**	**0.00**	**0.00**	**1.00**
BUILDING INSPECTIONS (7220)	BLDC - BLDG INSP - COMMERCIAL	1.00	0.00	0.00	1.00	1.00	0.00	0.00	1.00	1.00	0.00	0.00	1.00	1.00	0.00	0.00	1.00
	BLDI - BUILDING INSPECTOR	5.00	0.00	0.00	5.00	6.00	0.00	0.00	6.00	6.00	0.00	0.00	6.00	6.00	0.00	0.00	6.00
	COPR - COMMERCIAL PLAN REVIEW	1.00	0.00	0.00	1.00	1.00	0.00	0.00	1.00	1.00	0.00	0.00	1.00	1.00	0.00	0.00	1.00
	DRBD - DIRECTOR BUILD/DEVELOP SERVICE	0.00	0.00	0.00	0.00	1.00	0.00	0.00	1.00	1.00	0.00	0.00	1.00	1.00	0.00	0.00	1.00
	DRBI - DIRECTOR - BUILDING INSPECTION	1.00	0.00	0.00	1.00	0.00	0.00	0.00	0.00	0.00	0.00	0.00	0.00	0.00	0.00	0.00	0.00
	SRBI - SENIOR BUILDING INSPECTOR	1.00	0.00	0.00	1.00	2.00	0.00	0.00	2.00	2.00	0.00	0.00	2.00	2.00	0.00	0.00	2.00
	Total	**9.00**	**0.00**	**0.00**	**9.00**	**11.00**	**0.00**	**0.00**	**11.00**	**11.00**	**0.00**	**0.00**	**11.00**	**11.00**	**0.00**	**0.00**	**11.00**
PLANNING AND ZONING (7410)	CDAD - COMMUNITY DEV AGENCY DIR	1.00	0.00	0.00	1.00	0.00	0.00	0.00	0.00	0.00	0.00	0.00	0.00	0.00	0.00	0.00	0.00
	DPLU - DIRECTOR PLANNING & LAND USE	0.00	0.00	0.00	0.00	1.00	0.00	0.00	1.00	1.00	0.00	0.00	1.00	1.00	0.00	0.00	1.00
	EXAS - EXECUTIVE ASSISTANT	1.00	0.00	0.00	1.00	1.00	0.00	0.00	1.00	1.00	0.00	0.00	1.00	1.00	0.00	0.00	1.00
	PLNR - PLANNER	3.00	0.00	0.00	3.00	3.00	0.00	0.00	3.00	2.00	0.00	0.00	2.00	2.00	0.00	0.00	2.00
	PRPL - PRINCIPAL PLANNER	1.00	0.00	0.00	1.00	1.00	0.00	0.00	1.00	0.90	0.00	0.00	0.90	0.90	0.00	0.00	0.90
	PZTC - PLANNING/ZONING TECHNICIAN	1.00	0.00	0.00	1.00	1.00	0.00	0.00	1.00	1.00	0.00	0.00	1.00	1.00	0.00	0.00	1.00
	SRPL - SENIOR PLANNER	0.00	0.00	0.00	0.00	0.00	0.00	0.00	0.00	1.00	0.00	0.00	1.00	1.00	0.00	0.00	1.00
	ZADM - ZONING DIVISION MANAGER	1.00	0.00	0.00	1.00	1.00	0.00	0.00	1.00	1.00	0.00	0.00	1.00	1.00	0.00	0.00	1.00
	Total	**8.00**	**0.00**	**0.00**	**8.00**	**8.00**	**0.00**	**0.00**	**8.00**	**7.90**	**0.00**	**0.00**	**7.90**	**7.90**	**0.00**	**0.00**	**7.90**
CODE ENFORCEMENT (7450)	ADMA - ADMINISTRATIVE ASSISTANT	1.00	0.00	0.00	1.00	1.00	0.00	0.00	1.00	1.00	0.00	0.00	1.00	1.00	0.00	0.00	1.00
	CMED - CO MARSHAL 911 DIR	0.11	0.00	0.00	0.11	0.00	0.00	0.00	0.00	0.50	0.00	0.00	0.50	0.50	0.00	0.00	0.50

		2018 Budget				2019 Budget				2020 Budget				2021 Budget			
		FT	PT	SPT	Total	FT	PT	SPT	Total	FT	PT	SPT	Total	FT	PT	SPT	Total
CODE ENFORCEMENT (7450)	DPCM - DPTY CHIEF MARSHAL	0.00	0.00	0.00	0.00	1.00	0.00	0.00	1.00	1.00	0.00	0.00	1.00	1.00	0.00	0.00	1.00
	DPMS - DEPUTY MARSHAL (CERT)	6.00	0.00	0.00	6.00	6.00	0.00	0.00	6.00	6.00	0.00	0.00	6.00	6.00	0.00	0.00	6.00
	DTEH - DIR TRAIN EMA/HOMELAND SECUR	1.00	0.00	0.00	1.00	1.00	0.00	0.00	1.00	1.00	0.00	0.00	1.00	1.00	0.00	0.00	1.00
	EXAS - EXECUTIVE ASSISTANT	1.00	0.00	0.00	1.00	1.00	0.00	0.00	1.00	1.00	0.00	0.00	1.00	1.00	0.00	0.00	1.00
	LTCE - LIEUTENANT MARSHAL	1.00	0.00	0.00	1.00	1.00	0.00	0.00	1.00	1.00	0.00	0.00	1.00	1.00	0.00	0.00	1.00
	MAJM - MAJOR MARSHAL	1.00	0.00	0.00	1.00	1.00	0.00	0.00	1.00	1.00	0.00	0.00	1.00	1.00	0.00	0.00	1.00
	MJCE - MAJOR MARSHAL	1.00	0.00	0.00	1.00	0.00	0.00	0.00	0.00	0.00	0.00	0.00	0.00	0.00	0.00	0.00	0.00
	SGTM - SERGEANT MARSHALL	1.00	0.00	0.00	1.00	2.00	0.00	0.00	2.00	2.00	0.00	0.00	2.00	2.00	0.00	0.00	2.00
	Total	**13.11**	**0.00**	**0.00**	**13.11**	**14.00**	**0.00**	**0.00**	**14.00**	**14.50**	**0.00**	**0.00**	**14.50**	**14.50**	**0.00**	**0.00**	**14.50**
Total		**800.73**	**72.00**	**17.00**	**889.73**	**838.00**	**70.00**	**16.00**	**924.00**	**866.32**	**73.00**	**15.00**	**954.32**	**893.78**	**75.00**	**13.00**	**981.78**

2021 DEPARTMENT BUDGET/FORECAST REPORT - GENERAL FUND (100) / ORG - 1110 - BOARD OF COMMISSIONERS
AS OF 7/31/2020/ (21.5 PayPeriods - 82.69% of Year Lapsed)

	YEAR OVER YEAR INFORMATION						YOY VARIANCE (100%)	
	2018 Actual	2019 Actual	2020 Budget	2020 YTD	2020 Run	2021 Commission Budget	2020 R V 2021 B	2020 B V 2021 B
GENERAL FUND (100)								
BOARD OF COMMISSIONERS								
EXPENDITURES								
DEPARTMENT MANAGED COSTS								
PERSONNEL (ALL 51S EXCEPT WC)								
511100 - REGULAR EMPLOYEES	196,085	166,306	176,067	146,920	177,671	179,588	(1,917)	(3,521)
TOTAL COMPENSATION	196,085	166,306	176,067	146,920	177,671	179,588	(1,917)	(3,521)
512101 - GROUP INSURANCE - HEALTH	20,398	29,513	35,580	34,762	42,038	53,295	(11,257)	(17,715)
512102 - GROUP INSURANCE - LIFE	187	151	132	144	174	144	30	(12)
512103 - GROUP INSURANCE - DENTAL	469	704	912	871	1,053	1,113	(60)	(201)
512104 - GROUP INSURANCE-LONG TERM DIS	254	183	204	292	353	381	(28)	(177)
512105 - GROUP INSURANCE-SHORT TERM DIS	77	52	57	87	106	113	(7)	(56)
512106 - EMPLOYEE ASSISTANCE PROGRAM	21	29	27	30	36	36	0	(9)
512403 - DEFINED BENEFIT PLAN	16,538	18,149	26,410	17,689	21,391	28,734	(7,343)	(2,324)
TOTAL BENEFITS	37,944	48,782	63,322	53,874	65,150	83,816	(18,666)	(20,494)
512200 - SOCIAL SECURITY (FICA) CONT	11,572	9,448	10,916	8,228	9,950	11,134	(1,184)	(218)
512300 - MEDICARE	2,706	2,210	2,553	1,924	2,327	2,604	(277)	(51)
TOTAL PAYROLL TAXES	14,278	11,657	13,469	10,152	12,277	13,738	(1,461)	(269)
TOTAL PERSONNEL (ALL 51S EXCEPT WC)	248,307	226,745	252,858	210,947	255,098	277,142	(22,044)	(24,284)
OPERATING COSTS (52S AND 53S)								
521200 - PROFESSIONAL SERVICES	4,053	10,530	6,750	1,750	2,333	6,750	(4,417)	0
522320 - RENTAL OF EQUIPMENT AND VEHICL	524	412	528	321	428	385	43	143
523201 - CELL PHONE	3,041	3,146	3,996	2,479	3,306	4,560	(1,254)	(564)
523202 - COMMUNICATIONS - NON ALLOCATED	171	0	0	0	0	0	0	0
523250 - POSTAGE	245	481	300	299	399	500	(101)	(200)
523300 - ADVERTISING	3,499	3,509	4,000	4,407	5,876	4,000	1,876	0
523400 - PRINTING AND BINDING	55	644	400	0	0	650	(650)	(250)
523500 - TRAVEL	2	2,340	3,000	4,300	5,733	7,000	(1,267)	(4,000)
523600 - DUES AND FEES	2,614	3,245	2,950	2,494	3,326	3,550	(224)	(600)
523700 - EDUCATION AND TRAINING	0	3,500	3,000	75	100	5,300	(5,200)	(2,300)
531100 - GENERAL SUPPLIES AND MATERIALS	3,169	8,324	6,600	4,189	5,586	7,000	(1,414)	(400)
531300 - FOOD	4,025	7,881	5,000	4,319	5,758	7,000	(1,242)	(2,000)
531660 - NON ASSET COMPUTER EQUIPMENT	0	7,841	1,737	1,201	1,602	0	1,602	1,737
TOTAL OPERATING COSTS (52S AND 53S)	21,397	51,853	38,261	25,835	34,446	46,695	(12,249)	(8,434)

2021 DEPARTMENT BUDGET/FORECAST REPORT - GENERAL FUND (100) / ORG - 1110 - BOARD OF COMMISSIONERS
AS OF 7/31/2020/ (21.5 PayPeriods - 82.69% of Year Lapsed)

	YEAR OVER YEAR INFORMATION						YOY VARIANCE (100%)	
	2018 Actual	2019 Actual	2020 Budget	2020 YTD	2020 Run	2021 Commission Budget	2020 R V 2021 B	2020 B V 2021 B
CAPITAL (54S)								
542500 - OTHER EQUIPMENT	631,812	0	0	0	0	0	0	0
TOTAL CAPITAL (54S)	631,812	0	0	0	0	0	0	0
TOTAL DEPARTMENT MANAGED COSTS	901,515	278,598	291,119	236,781	289,545	323,837	(34,292)	(32,718)
NON DEPARTMENT MANAGED COSTS								
ALLOCATED COSTS								
512700 - WORKER'S COMP ADMIN FEES	1,279	1,225	1,111	1,126	1,126	1,129	(3)	(18)
522110 - DISPOSAL	97	106	118	88	118	118	0	0
522130 - CUSTODIAL SERVICES	4,152	4,668	4,933	4,111	5,481	5,278	203	(345)
522140 - LAWN CARE	842	842	843	756	1,007	843	164	0
522218 - PEST CONTROL	24	22	24	16	22	24	(2)	0
523100 - INSURANCE, OTHER BENEFITS	1,465	1,843	1,467	1,650	1,650	2,018	(368)	(551)
523200 - COMMUNICATIONS - ALLOCATED	3,767	3,671	3,550	2,904	3,871	3,550	321	0
523920 - DOCUMENT SERVICES	321	324	321	110	147	327	(180)	(6)
531210 - WATER/SEWER	314	267	456	454	605	909	(304)	(453)
531230 - ELECTRICITY	5,188	6,785	6,565	5,813	7,750	6,969	781	(404)
TOTAL ALLOCATED COSTS	17,450	19,754	19,388	17,027	21,777	21,165	612	(1,777)
TOTAL NON DEPARTMENT MANAGED COSTS	17,450	19,754	19,388	17,027	21,777	21,165	612	(1,777)
TOTAL EXPENDITURES	918,965	298,352	310,507	253,808	311,322	345,002	(33,680)	(34,495)
TOTAL FUND REDUCTIONS	918,965	298,352	310,507	253,808	311,322	345,002	(33,680)	(34,495)

NOTES

- 2020 RUN =

  Revenues = Finance Forecast

  Expenses
  - Personnel = YTD Costs/Number of Payroll Periods completed * 26 (total payroll periods in a year)
  - Debt Service, Transfers from/To, Payments to Others, Worker's Comp Admin Fees, Insurance & Other Benefits = Budget unless YTD actual is greater
  - All other expenses = (YTD Costs / # months completed -1) * 12 months

CHEROKEE COUNTY BOARD OF COMMISSIONERS
BOARD OF COMMISSIONERS
2021 HEADCOUNT

	2018 Budget				2019 Budget				2020 Budget				2021 Budget			
	FT	PT	SPT	Total	FT	PT	SPT	Total	FT	PT	SPT	Total	FT	PT	SPT	Total
BOC - BOARD OF COMMISSIONERS	5.00	0.00	0.00	5.00	5.00	0.00	0.00	5.00	5.00	0.00	0.00	5.00	5.00	0.00	0.00	5.00
Total	**5.00**	**0.00**	**0.00**	**5.00**	**5.00**	**0.00**	**0.00**	**5.00**	**5.00**	**0.00**	**0.00**	**5.00**	**5.00**	**0.00**	**0.00**	**5.00**

2021 DEPARTMENT BUDGET/FORECAST REPORT - GENERAL FUND (100) / ORG - 1130 - COUNTY CLERK
AS OF 7/31/2020/ (21.5 PayPeriods - 82.69% of Year Lapsed)

	YEAR OVER YEAR INFORMATION						YOY VARIANCE (100%)	
	2018 Actual	2019 Actual	2020 Budget	2020 YTD	2020 Run	2021 Commission Budget	2020 R V 2021 B	2020 B V 2021 B
GENERAL FUND (100)								
COUNTY CLERK								
EXPENDITURES								
DEPARTMENT MANAGED COSTS								
PERSONNEL (ALL 51S EXCEPT WC)								
511100 - REGULAR EMPLOYEES	98,707	118,305	147,136	121,038	146,371	153,021	(6,650)	(5,885)
511115 - PERFECT ATTENDANCE	1,096	1,129	0	1,163	1,163	0	1,163	0
TOTAL COMPENSATION	99,803	119,434	147,136	122,201	147,534	153,021	(5,487)	(5,885)
512101 - GROUP INSURANCE - HEALTH	12,666	17,754	21,634	17,232	20,839	25,392	(4,553)	(3,758)
512102 - GROUP INSURANCE - LIFE	126	134	118	144	175	178	(3)	(60)
512103 - GROUP INSURANCE - DENTAL	388	501	641	361	437	460	(23)	181
512104 - GROUP INSURANCE-LONG TERM DIS	238	299	262	320	387	394	(7)	(132)
512105 - GROUP INSURANCE-SHORT TERM DIS	37	38	28	47	57	157	(100)	(129)
512106 - EMPLOYEE ASSISTANCE PROGRAM	5	12	9	15	18	18	0	(9)
512403 - DEFINED BENEFIT PLAN	10,345	16,310	22,071	18,229	22,044	24,484	(2,440)	(2,413)
TOTAL BENEFITS	23,805	35,048	44,763	36,349	43,957	51,083	(7,126)	(6,320)
512200 - SOCIAL SECURITY (FICA) CONT	5,727	6,943	9,123	7,207	8,716	9,487	(771)	(364)
512300 - MEDICARE	1,339	1,624	2,133	1,686	2,038	2,218	(180)	(85)
TOTAL PAYROLL TAXES	7,067	8,566	11,256	8,893	10,754	11,705	(951)	(449)
TOTAL PERSONNEL (ALL 51S EXCEPT WC)	130,676	163,048	203,155	167,442	202,245	215,809	(13,564)	(12,654)
OPERATING COSTS (52S AND 53S)								
521200 - PROFESSIONAL SERVICES	0	35	0	0	0	0	0	0
522320 - RENTAL OF EQUIPMENT AND VEHICL	524	412	528	321	428	396	32	132
523201 - CELL PHONE	980	847	1,000	402	536	943	(407)	57
523250 - POSTAGE	0	0	0	59	78	0	78	0
523500 - TRAVEL	361	637	797	0	0	700	(700)	97
523600 - DUES AND FEES	73	0	75	40	53	75	(22)	0
523700 - EDUCATION AND TRAINING	485	870	1,000	0	0	1,000	(1,000)	0
531100 - GENERAL SUPPLIES AND MATERIALS	1,045	974	1,350	1,145	1,527	2,000	(473)	(650)
531660 - NON ASSET COMPUTER EQUIPMENT	7,950	0	9,687	9,744	12,992	21,450	(8,458)	(11,763)
TOTAL OPERATING COSTS (52S AND 53S)	11,418	3,775	14,437	11,711	15,614	26,564	(10,950)	(12,127)
CAPITAL (54S)								
TOTAL DEPARTMENT MANAGED COSTS	142,094	166,823	217,592	179,153	217,859	242,373	(24,514)	(24,781)

2021 DEPARTMENT BUDGET/FORECAST REPORT - GENERAL FUND (100) / ORG - 1130 - COUNTY CLERK
AS OF 7/31/2020/ (21.5 PayPeriods - 82.69% of Year Lapsed)

	YEAR OVER YEAR INFORMATION						YOY VARIANCE (100%)	
	2018 Actual	2019 Actual	2020 Budget	2020 YTD	2020 Run	2021 Commission Budget	2020 R V 2021 B	2020 B V 2021 B
NON DEPARTMENT MANAGED COSTS								
ALLOCATED COSTS								
512700 - WORKER'S COMP ADMIN FEES	256	245	222	225	225	451	(226)	(229)
522110 - DISPOSAL	47	51	57	43	57	57	0	0
522130 - CUSTODIAL SERVICES	2,016	2,268	2,393	1,994	2,659	2,561	98	(168)
522140 - LAWN CARE	409	409	409	367	489	409	80	0
522218 - PEST CONTROL	12	11	12	8	10	12	(2)	0
523100 - INSURANCE, OTHER BENEFITS	294	322	237	272	272	579	(307)	(342)
523200 - COMMUNICATIONS - ALLOCATED	719	809	795	571	762	795	(33)	0
523920 - DOCUMENT SERVICES	238	239	238	22	29	239	(210)	(1)
531210 - WATER/SEWER	151	129	220	219	292	441	(149)	(221)
531230 - ELECTRICITY	2,517	3,292	3,185	2,820	3,760	3,381	379	(196)
TOTAL ALLOCATED COSTS	6,658	7,774	7,768	6,541	8,556	8,925	(369)	(1,157)
TOTAL NON DEPARTMENT MANAGED COSTS	6,658	7,774	7,768	6,541	8,556	8,925	(369)	(1,157)
TOTAL EXPENDITURES	148,752	174,597	225,360	185,694	226,415	251,298	(24,883)	(25,938)
TOTAL FUND REDUCTIONS	148,752	174,597	225,360	185,694	226,415	251,298	(24,883)	(25,938)

NOTES

- 2020 RUN =

  Revenues = Finance Forecast

  Expenses
  - Personnel = YTD Costs/Number of Payroll Periods completed * 26 (total payroll periods in a year)
  - Debt Service, Transfers from/To, Payments to Others, Worker's Comp Admin Fees, Insurance & Other Benefits = Budget unless YTD actual is greater
  - All other expenses = (YTD Costs / # months completed -1) * 12 months

CHEROKEE COUNTY BOARD OF COMMISSIONERS
COUNTY CLERK
2021 HEADCOUNT

	2018 Budget				2019 Budget				2020 Budget				2021 Budget			
	FT	PT	SPT	Total	FT	PT	SPT	Total	FT	PT	SPT	Total	FT	PT	SPT	Total
ADMA - ADMINISTRATIVE ASSISTANT	0.00	0.00	0.00	0.00	0.00	0.00	0.00	0.00	1.00	0.00	0.00	1.00	1.00	0.00	0.00	1.00
AOMC - ADMIN OFF MGR CLERK	1.00	0.00	0.00	1.00	1.00	0.00	0.00	1.00	1.00	0.00	0.00	1.00	1.00	0.00	0.00	1.00
Total	**1.00**	**0.00**	**0.00**	**1.00**	**1.00**	**0.00**	**0.00**	**1.00**	**2.00**	**0.00**	**0.00**	**2.00**	**2.00**	**0.00**	**0.00**	**2.00**

2021 DEPARTMENT BUDGET/FORECAST REPORT - GENERAL FUND (100) / ORG - 1320 - COUNTY MANAGER
AS OF 7/31/2020/ (21.5 PayPeriods - 82.69% of Year Lapsed)

	YEAR OVER YEAR INFORMATION						YOY VARIANCE (100%)	
	2018 Actual	2019 Actual	2020 Budget	2020 YTD	2020 Run	2021 Commission Budget	2020 R V 2021 B	2020 B V 2021 B
GENERAL FUND (100)								
COUNTY MANAGER								
EXPENDITURES								
DEPARTMENT MANAGED COSTS								
PERSONNEL (ALL 51S EXCEPT WC)								
511100 - REGULAR EMPLOYEES	450,878	495,495	508,303	426,331	515,563	539,743	(24,180)	(31,440)
511104 - SALARY CONTINGENCY	0	0	0	0	0	100,000	(100,000)	(100,000)
511115 - PERFECT ATTENDANCE	2,308	4,255	0	4,382	4,382	0	4,382	0
511200 - PART TIME/TEMP EMPLOYEES	18,971	16,753	23,998	5,663	6,848	0	6,848	23,998
TOTAL COMPENSATION	472,157	516,503	532,301	436,377	526,794	639,743	(112,949)	(107,442)
512101 - GROUP INSURANCE - HEALTH	39,323	33,114	31,946	31,898	38,574	41,112	(2,538)	(9,166)
512102 - GROUP INSURANCE - LIFE	569	539	550	475	574	510	64	40
512103 - GROUP INSURANCE - DENTAL	1,286	942	955	983	1,188	1,121	67	(166)
512104 - GROUP INSURANCE-LONG TERM DIS	890	969	992	792	957	1,091	(134)	(99)
512105 - GROUP INSURANCE-SHORT TERM DIS	144	109	109	88	106	103	3	6
512106 - EMPLOYEE ASSISTANCE PROGRAM	23	35	36	28	34	36	(2)	0
512403 - DEFINED BENEFIT PLAN	46,982	69,101	76,246	64,369	77,842	86,358	(8,516)	(10,112)
TOTAL BENEFITS	89,218	104,808	110,834	98,632	119,275	130,331	(11,056)	(19,497)
512200 - SOCIAL SECURITY (FICA) CONT	22,503	24,186	33,002	22,183	26,827	33,464	(6,637)	(462)
512300 - MEDICARE	6,602	7,282	7,719	6,151	7,438	7,826	(388)	(107)
TOTAL PAYROLL TAXES	29,105	31,467	40,721	28,334	34,265	41,290	(7,025)	(569)
TOTAL PERSONNEL (ALL 51S EXCEPT WC)	590,479	652,779	683,856	563,343	680,334	811,364	(131,030)	(127,508)

2021 DEPARTMENT BUDGET/FORECAST REPORT - GENERAL FUND (100) / ORG - 1320 - COUNTY MANAGER
AS OF 7/31/2020/ (21.5 PayPeriods - 82.69% of Year Lapsed)

	YEAR OVER YEAR INFORMATION						YOY VARIANCE (100%)	
	2018 Actual	2019 Actual	2020 Budget	2020 YTD	2020 Run	2021 Commission Budget	2020 R V 2021 B	2020 B V 2021 B
OPERATING COSTS (52S AND 53S)								
521200 - PROFESSIONAL SERVICES	70	0	1,600	820	1,093	1,600	(507)	0
522202 - VEHICLE MAINTENANCE	818	1,132	1,600	1,067	1,423	1,600	(177)	0
522320 - RENTAL OF EQUIPMENT AND VEHICL	524	412	528	321	428	396	32	132
523201 - CELL PHONE	2,712	2,553	3,108	2,940	3,921	3,500	421	(392)
523250 - POSTAGE	145	172	500	44	59	300	(241)	200
523300 - ADVERTISING	397	3,995	6,500	1,094	1,458	6,500	(5,042)	0
523400 - PRINTING AND BINDING	2,147	1,278	1,065	0	0	1,300	(1,300)	(235)
523500 - TRAVEL	1,377	2,900	3,000	536	715	3,000	(2,285)	0
523600 - DUES AND FEES	3,715	3,674	4,125	5,527	7,369	4,125	3,244	0
523700 - EDUCATION AND TRAINING	5,598	7,076	5,500	3,220	4,293	7,000	(2,707)	(1,500)
531100 - GENERAL SUPPLIES AND MATERIALS	4,199	3,333	9,000	6,396	8,528	8,000	528	1,000
531300 - FOOD	6,714	7,117	7,400	4,980	6,640	7,400	(760)	0
531650 - OTHER MISCELLANEOUS EQUIPMENT	490	190	1,500	2,749	3,665	1,800	1,865	(300)
531660 - NON ASSET COMPUTER EQUIPMENT	7,299	1,779	8,074	0	0	7,600	(7,600)	474
TOTAL OPERATING COSTS (52S AND 53S)	36,204	35,611	53,500	29,694	39,592	54,121	(14,529)	(621)
CAPITAL (54S)								
542200 - VEHICLES	0	36,852	0	0	0	0	0	0
TOTAL CAPITAL (54S)	0	36,852	0	0	0	0	0	0
DEBT SERVICE								
581200 - CAPITAL LEASE PRINCIPAL	0	4,750	6,240	5,596	6,240	6,840	(600)	(600)
582200 - CAPITAL LEASE INTEREST	0	1,708	2,400	1,579	2,400	2,040	360	360
TOTAL DEBT SERVICE	0	6,458	8,640	7,176	8,640	8,880	(240)	(240)
UNCLASSIFIED								
TOTAL DEPARTMENT MANAGED COSTS	626,683	731,700	745,996	600,213	728,567	874,365	(145,798)	(128,369)
NON DEPARTMENT MANAGED COSTS								

2021 DEPARTMENT BUDGET/FORECAST REPORT - GENERAL FUND (100) / ORG - 1320 - COUNTY MANAGER
AS OF 7/31/2020/ (21.5 PayPeriods - 82.69% of Year Lapsed)

	YEAR OVER YEAR INFORMATION						YOY VARIANCE (100%)	
	2018 Actual	2019 Actual	2020 Budget	2020 YTD	2020 Run	2021 Commission Budget	2020 R V 2021 B	2020 B V 2021 B
ALLOCATED COSTS								
512700 - WORKER'S COMP ADMIN FEES	1,535	1,225	1,111	1,126	1,126	826	300	285
522110 - DISPOSAL	47	51	58	43	57	58	(1)	0
522130 - CUSTODIAL SERVICES	2,016	2,268	2,393	1,994	2,659	2,561	98	(168)
522140 - LAWN CARE	409	409	409	367	489	409	80	0
522218 - PEST CONTROL	12	11	12	8	10	12	(2)	0
523100 - INSURANCE, OTHER BENEFITS	1,816	2,466	2,640	2,944	2,944	3,320	(376)	(680)
523200 - COMMUNICATIONS - ALLOCATED	3,585	3,700	3,300	2,714	3,618	3,300	318	0
523920 - DOCUMENT SERVICES	300	303	300	88	117	306	(189)	(6)
531210 - WATER/SEWER	151	129	220	219	292	441	(149)	(221)
531230 - ELECTRICITY	2,517	3,292	3,185	2,820	3,760	3,381	379	(196)
TOTAL ALLOCATED COSTS	12,387	13,854	13,628	12,322	15,073	14,614	459	(986)
TOTAL NON DEPARTMENT MANAGED COSTS	12,387	13,854	13,628	12,322	15,073	14,614	459	(986)
TOTAL EXPENDITURES	639,071	745,554	759,624	612,535	743,640	888,979	(145,339)	(129,355)
TOTAL FUND REDUCTIONS	639,071	745,554	759,624	612,535	743,640	888,979	(145,339)	(129,355)

NOTES

- 2020 RUN =

  Revenues = Finance Forecast

  Expenses
  - Personnel = YTD Costs/Number of Payroll Periods completed * 26 (total payroll periods in a year)
  - Debt Service, Transfers from/To, Payments to Others, Worker's Comp Admin Fees, Insurance & Other Benefits = Budget unless YTD actual is greater
  - All other expenses = (YTD Costs / # months completed -1) * 12 months

CHEROKEE COUNTY BOARD OF COMMISSIONERS
COUNTY MANAGER
2021 HEADCOUNT

	2018 Budget				2019 Budget				2020 Budget				2021 Budget			
	FT	PT	SPT	Total	FT	PT	SPT	Total	FT	PT	SPT	Total	FT	PT	SPT	Total
ADMA - ADMINISTRATIVE ASSISTANT	1.00	0.00	0.00	1.00	0.00	0.00	0.00	0.00	0.00	0.00	0.00	0.00	0.00	0.00	0.00	0.00
COMG - COUNTY MANAGER	1.00	0.00	0.00	1.00	1.00	0.00	0.00	1.00	1.00	0.00	0.00	1.00	1.00	0.00	0.00	1.00
EXAS - EXECUTIVE ASSISTANT	1.00	0.00	0.00	1.00	1.00	0.00	0.00	1.00	1.00	0.00	0.00	1.00	1.00	0.00	0.00	1.00
PLGL - PARALEGAL	1.00	0.00	0.00	1.00	0.00	0.00	0.00	0.00	0.00	0.00	0.00	0.00	0.00	0.00	0.00	0.00
PTRC - PT RECEPTIONST	0.00	1.00	0.00	1.00	0.00	1.00	0.00	1.00	0.00	1.00	0.00	1.00	0.00	0.00	0.00	0.00
SATT - STAFF ATTORNEY	1.00	0.00	0.00	1.00	1.00	0.00	0.00	1.00	1.00	0.00	0.00	1.00	0.00	0.00	0.00	0.00
SPCM - SPECIAL PROJECTS MANAGER	0.00	0.00	0.00	0.00	1.00	0.00	0.00	1.00	0.85	0.00	0.00	0.85	0.66	0.00	0.00	0.66
SRCO - SR COUNSEL COUNTY MGR OFFICE	0.00	0.00	0.00	0.00	0.00	0.00	0.00	0.00	0.00	0.00	0.00	0.00	1.00	0.00	0.00	1.00
Total	**5.00**	**1.00**	**0.00**	**6.00**	**4.00**	**1.00**	**0.00**	**5.00**	**3.85**	**1.00**	**0.00**	**4.85**	**3.66**	**0.00**	**0.00**	**3.66**

2021 DEPARTMENT BUDGET/FORECAST REPORT - GENERAL FUND (100) / ORG - 1400 - ELECTIONS
AS OF 7/31/2020/ (21.5 PayPeriods - 82.69% of Year Lapsed)

	YEAR OVER YEAR INFORMATION						YOY VARIANCE (100%)	
	2018 Actual	2019 Actual	2020 Budget	2020 YTD	2020 Run	2021 Commission Budget	2020 R V 2021 B	2020 B V 2021 B
GENERAL FUND (100)								
ELECTIONS								
EXPENDITURES								
DEPARTMENT MANAGED COSTS								
PERSONNEL (ALL 51S EXCEPT WC)								
511100 - REGULAR EMPLOYEES	307,544	316,785	322,456	262,617	317,583	341,812	(24,229)	(19,356)
511113 - POLL WORKER	132,366	164,213	220,000	147,771	178,699	90,000	88,699	130,000
511115 - PERFECT ATTENDANCE	494	1,361	0	878	878	0	878	0
511200 - PART TIME/TEMP EMPLOYEES	48,784	49,116	53,964	45,026	54,451	40,000	14,451	13,964
511300 - OVERTIME	2,940	2,925	10,300	22,983	27,794	9,500	18,294	800
TOTAL COMPENSATION	492,128	534,400	606,720	479,275	579,405	481,312	98,093	125,408
512101 - GROUP INSURANCE - HEALTH	50,457	54,508	49,229	40,176	48,585	60,016	(11,431)	(10,787)
512102 - GROUP INSURANCE - LIFE	418	364	339	304	367	384	(17)	(45)
512103 - GROUP INSURANCE - DENTAL	1,726	1,859	1,714	1,457	1,762	1,899	(137)	(185)
512104 - GROUP INSURANCE-LONG TERM DIS	784	804	748	672	812	854	(42)	(106)
512105 - GROUP INSURANCE-SHORT TERM DIS	196	194	170	158	191	198	(7)	(28)
512106 - EMPLOYEE ASSISTANCE PROGRAM	37	62	54	50	61	63	(2)	(9)
512403 - DEFINED BENEFIT PLAN	32,215	44,186	49,914	42,576	51,487	54,904	(3,417)	(4,990)
TOTAL BENEFITS	85,833	101,977	102,168	85,392	103,265	118,318	(15,053)	(16,150)
512200 - SOCIAL SECURITY (FICA) CONT	27,154	21,388	38,026	27,810	33,630	30,287	3,343	7,739
512300 - MEDICARE	6,349	5,002	8,893	6,504	7,866	7,967	(101)	926
TOTAL PAYROLL TAXES	33,503	26,390	46,919	34,314	41,496	38,254	3,242	8,665
TOTAL PERSONNEL (ALL 51S EXCEPT WC)	611,464	662,767	755,807	598,981	724,166	637,884	86,282	117,923

2021 DEPARTMENT BUDGET/FORECAST REPORT - GENERAL FUND (100) / ORG - 1400 - ELECTIONS
AS OF 7/31/2020/ (21.5 PayPeriods - 82.69% of Year Lapsed)

	YEAR OVER YEAR INFORMATION						YOY VARIANCE (100%)	
	2018 Actual	2019 Actual	2020 Budget	2020 YTD	2020 Run	2021 Commission Budget	2020 R V 2021 B	2020 B V 2021 B
OPERATING COSTS (52S AND 53S)								
521200 - PROFESSIONAL SERVICES	0	35	40	8,122	10,829	4,934	5,895	(4,894)
521214 - PROF SVCS - LEGAL	5,000	10,072	0	619	826	0	826	0
521300 - TECHNICAL	198	264	264	198	264	264	0	0
522200 - REPAIRS AND MAINTENANCE	827	1,400	3,690	1,529	2,038	3,690	(1,652)	0
522202 - VEHICLE MAINTENANCE	0	368	1,500	0	0	1,500	(1,500)	0
522310 - RENTAL OF LAND AND BUILDINGS	3,300	1,600	3,500	1,200	1,600	0	1,600	3,500
522320 - RENTAL OF EQUIPMENT AND VEHICL	10,672	7,267	7,279	12,796	17,061	7,000	10,061	279
523201 - CELL PHONE	463	469	502	388	518	502	16	0
523250 - POSTAGE	30,711	19,450	30,000	30,026	40,035	5,000	35,035	25,000
523300 - ADVERTISING	1,223	1,692	1,586	783	1,043	0	1,043	1,586
523500 - TRAVEL	6,139	8,401	8,502	8,030	10,707	11,438	(731)	(2,936)
523600 - DUES AND FEES	360	360	540	90	120	90	30	450
523700 - EDUCATION AND TRAINING	3,600	3,600	5,400	4,600	6,133	4,500	1,633	900
531100 - GENERAL SUPPLIES AND MATERIALS	11,316	16,172	26,200	60,771	81,028	132,590	(51,562)	(106,390)
531270 - GASOLINE	949	733	1,000	694	925	1,000	(75)	0
531600 - SMALL EQUIPMENT	2,279	1,851	5,400	5,779	7,705	0	7,705	5,400
531660 - NON ASSET COMPUTER EQUIPMENT	17,686	14,110	12,357	12,182	16,243	0	16,243	12,357
TOTAL OPERATING COSTS (52S AND 53S)	94,725	87,844	107,760	147,808	197,077	172,508	24,569	(64,748)
CAPITAL (54S)								
TOTAL DEPARTMENT MANAGED COSTS	706,188	750,611	863,567	746,789	921,243	810,392	110,851	53,175
NON DEPARTMENT MANAGED COSTS								
ALLOCATED COSTS								
512700 - WORKER'S COMP ADMIN FEES	2,302	2,206	1,983	2,008	2,008	2,011	(3)	(28)
512701 - WORKERS COMP CLAIMS	17,231	1,178	11,330	3,614	4,819	3,023	1,796	8,307
522110 - DISPOSAL	513	528	575	455	607	650	(43)	(75)
522130 - CUSTODIAL SERVICES	7,860	9,864	10,427	8,836	11,782	13,045	(1,263)	(2,618)
522140 - LAWN CARE	2,920	2,920	2,920	2,430	3,240	3,115	125	(195)
522203 - VEHICLE REPAIRS- INSURANCE CLM	0	0	0	3,560	4,747	0	4,747	0
522218 - PEST CONTROL	300	300	300	226	302	315	(13)	(15)
523100 - INSURANCE, OTHER BENEFITS	4,803	2,791	2,410	2,703	2,703	2,953	(250)	(543)
523200 - COMMUNICATIONS - ALLOCATED	18,052	17,904	18,740	14,185	18,913	18,740	173	0
523920 - DOCUMENT SERVICES	363	367	363	154	206	371	(165)	(8)
531210 - WATER/SEWER	847	979	2,700	704	939	2,775	(1,836)	(75)
531230 - ELECTRICITY	9,496	10,470	11,000	7,709	10,278	11,952	(1,674)	(952)
531520 - NATURAL GAS	1,953	1,975	2,400	1,432	1,910	2,725	(815)	(325)
TOTAL ALLOCATED COSTS	66,640	51,481	65,148	48,018	62,453	61,675	778	3,473

2021 DEPARTMENT BUDGET/FORECAST REPORT - GENERAL FUND (100) / ORG - 1400 - ELECTIONS
AS OF 7/31/2020/ (21.5 PayPeriods - 82.69% of Year Lapsed)

	YEAR OVER YEAR INFORMATION						YOY VARIANCE (100%)	
	2018 Actual	2019 Actual	2020 Budget	2020 YTD	2020 Run	2021 Commission Budget	2020 R V 2021 B	2020 B V 2021 B
TOTAL NON DEPARTMENT MANAGED COSTS	66,640	51,481	65,148	48,018	62,453	61,675	778	3,473
TOTAL EXPENDITURES	772,828	802,092	928,715	794,807	983,696	872,067	111,629	56,648
TOTAL FUND REDUCTIONS	772,828	802,092	928,715	794,807	983,696	872,067	111,629	56,648

NOTES

- 2020 RUN =

  Revenues = Finance Forecast

  Expenses
  - Personnel = YTD Costs/Number of Payroll Periods completed * 26 (total payroll periods in a year)
  - Debt Service, Transfers from/To, Payments to Others, Worker's Comp Admin Fees, Insurance & Other Benefits = Budget unless YTD actual is greater
  - All other expenses = (YTD Costs / # months completed -1) * 12 months

CHEROKEE COUNTY BOARD OF COMMISSIONERS
VOTER REGISTRATION
2021 HEADCOUNT

	2018 Budget				2019 Budget				2020 Budget				2021 Budget			
	FT	PT	SPT	Total	FT	PT	SPT	Total	FT	PT	SPT	Total	FT	PT	SPT	Total
ASEL - ASSISTANT SUPERVISOR ELECTIONS	1.00	0.00	0.00	1.00	1.00	0.00	0.00	1.00	1.00	0.00	0.00	1.00	1.00	0.00	0.00	1.00
CLK2 - CLERK 2	1.00	0.00	0.00	1.00	0.00	0.00	0.00	0.00	0.00	0.00	0.00	0.00	0.00	0.00	0.00	0.00
COSP - COMMUNITY OUTREACH SPECIALIST	1.00	0.00	0.00	1.00	1.00	0.00	0.00	1.00	1.00	0.00	0.00	1.00	1.00	0.00	0.00	1.00
ELSU - ELECTIONS SUPERVISOR	1.00	0.00	0.00	1.00	1.00	0.00	0.00	1.00	1.00	0.00	0.00	1.00	1.00	0.00	0.00	1.00
ELVT - ELECTRONIC VOTING TECHNICIAN	1.00	0.00	0.00	1.00	2.00	0.00	0.00	2.00	1.00	0.00	0.00	1.00	1.00	0.00	0.00	1.00
PEL1 - PT ELECTION POLL WORKER	0.00	0.00	1.00	1.00	0.00	0.00	1.00	1.00	0.00	0.00	1.00	1.00	0.00	0.00	1.00	1.00
PT - PART-TIME	0.00	1.00	0.00	1.00	0.00	1.00	0.00	1.00	0.00	1.00	0.00	1.00	0.00	1.00	0.00	1.00
PTCL - PT CLERICAL	0.00	1.00	0.00	1.00	0.00	1.00	0.00	1.00	0.00	1.00	0.00	1.00	0.00	2.00	0.00	2.00
RECP - RECEPTIONIST	0.00	0.00	0.00	0.00	0.00	0.00	0.00	0.00	1.00	0.00	0.00	1.00	1.00	0.00	0.00	1.00
SRCL - SENIOR CLERK I	1.00	0.00	0.00	1.00	1.00	0.00	0.00	1.00	1.00	0.00	0.00	1.00	1.00	0.00	0.00	1.00
VRGA - VOTER REGISTRATION ASSISTANT	1.00	0.00	0.00	1.00	1.00	0.00	0.00	1.00	1.00	0.00	0.00	1.00	1.00	0.00	0.00	1.00
Total	**7.00**	**2.00**	**1.00**	**10.00**	**7.00**	**2.00**	**1.00**	**10.00**	**7.00**	**2.00**	**1.00**	**10.00**	**7.00**	**3.00**	**1.00**	**11.00**

2021 DEPARTMENT BUDGET/FORECAST REPORT - GENERAL FUND (100) / ORG - 1530 - COUNTY ATTORNEY
AS OF 7/31/2020/ (21.5 PayPeriods - 82.69% of Year Lapsed)

	YEAR OVER YEAR INFORMATION						YOY VARIANCE (100%)	
	2018 Actual	2019 Actual	2020 Budget	2020 YTD	2020 Run	2021 Commission Budget	2020 R V 2021 B	2020 B V 2021 B
GENERAL FUND (100)								
COUNTY ATTORNEY								
EXPENDITURES								
DEPARTMENT MANAGED COSTS								
OPERATING COSTS (52S AND 53S)								
521200 - PROFESSIONAL SERVICES	9,051	11,677	0	0	0	0	0	0
521214 - PROF SVCS - LEGAL	390,328	424,478	300,000	268,126	357,501	358,000	(499)	(58,000)
523600 - DUES AND FEES	1,356	1,683	1,680	1,301	1,734	1,683	51	(3)
TOTAL OPERATING COSTS (52S AND 53S)	400,735	437,838	301,680	269,426	359,235	359,683	(448)	(58,003)
CAPITAL (54S)								
TOTAL DEPARTMENT MANAGED COSTS	400,735	437,838	301,680	269,426	359,235	359,683	(448)	(58,003)
NON DEPARTMENT MANAGED COSTS								
ALLOCATED COSTS								
523100 - INSURANCE, OTHER BENEFITS	642	0	0	0	0	0	0	0
523200 - COMMUNICATIONS - ALLOCATED	900	826	900	708	944	900	44	0
TOTAL ALLOCATED COSTS	1,542	826	900	708	944	900	44	0
TOTAL NON DEPARTMENT MANAGED COSTS	1,542	826	900	708	944	900	44	0
TOTAL EXPENDITURES	402,277	438,664	302,580	270,134	360,179	360,583	(404)	(58,003)
TOTAL FUND REDUCTIONS	402,277	438,664	302,580	270,134	360,179	360,583	(404)	(58,003)

NOTES

- 2020 RUN =

  Revenues = Finance Forecast

  Expenses
  - Personnel = YTD Costs/Number of Payroll Periods completed * 26 (total payroll periods in a year)
  - Debt Service, Transfers from/To, Payments to Others, Worker's Comp Admin Fees, Insurance & Other Benefits = Budget unless YTD actual is greater
  - All other expenses = (YTD Costs / # months completed -1) * 12 months

2021 DEPARTMENT BUDGET/FORECAST REPORT - GENERAL FUND (100) / ORG - 1545 - TAX COMMISSIONER
AS OF 7/31/2020/ (21.5 PayPeriods - 82.69% of Year Lapsed)

	YEAR OVER YEAR INFORMATION						YOY VARIANCE (100%)	
	2018 Actual	2019 Actual	2020 Budget	2020 YTD	2020 Run	2021 Commission Budget	2020 R V 2021 B	2020 B V 2021 B
GENERAL FUND (100)								
TAX COMMISSIONER								
EXPENDITURES								
DEPARTMENT MANAGED COSTS								
PERSONNEL (ALL 51S EXCEPT WC)								
511100 - REGULAR EMPLOYEES	848,838	862,392	1,078,988	845,386	1,022,328	1,143,661	(121,333)	(64,673)
511115 - PERFECT ATTENDANCE	453	0	0	0	0	0	0	0
511116 - SHORT TERM DISABILITY PAY	0	972	0	304	367	566	(199)	(566)
511300 - OVERTIME	7,260	16,109	0	4,121	4,984	0	4,984	0
TOTAL COMPENSATION	856,550	879,473	1,078,988	849,811	1,027,679	1,144,227	(116,548)	(65,239)
512101 - GROUP INSURANCE - HEALTH	200,451	234,193	211,962	161,091	194,808	286,254	(91,446)	(74,292)
512102 - GROUP INSURANCE - LIFE	1,232	1,024	959	973	1,176	1,130	46	(171)
512103 - GROUP INSURANCE - DENTAL	6,455	7,021	6,934	5,107	6,176	7,645	(1,469)	(711)
512104 - GROUP INSURANCE-LONG TERM DIS	2,180	1,887	1,743	1,982	2,397	2,402	(5)	(659)
512105 - GROUP INSURANCE-SHORT TERM DIS	582	514	453	505	611	566	45	(113)
512106 - EMPLOYEE ASSISTANCE PROGRAM	106	173	153	163	197	180	17	(27)
512403 - DEFINED BENEFIT PLAN	89,232	122,652	165,299	126,698	153,216	183,735	(30,519)	(18,436)
TOTAL BENEFITS	300,237	367,465	387,503	296,519	358,581	481,912	(123,331)	(94,409)
512200 - SOCIAL SECURITY (FICA) CONT	48,240	50,007	66,897	47,475	57,411	70,907	(13,496)	(4,010)
512300 - MEDICARE	11,282	11,779	15,646	11,474	13,875	16,583	(2,708)	(937)
TOTAL PAYROLL TAXES	59,522	61,785	82,543	58,948	71,286	87,490	(16,204)	(4,947)
TOTAL PERSONNEL (ALL 51S EXCEPT WC)	1,216,309	1,308,723	1,549,034	1,205,279	1,457,546	1,713,629	(256,083)	(164,595)

2021 DEPARTMENT BUDGET/FORECAST REPORT - GENERAL FUND (100) / ORG - 1545 - TAX COMMISSIONER
AS OF 7/31/2020/ (21.5 PayPeriods - 82.69% of Year Lapsed)

	YEAR OVER YEAR INFORMATION						YOY VARIANCE (100%)	
	2018 Actual	2019 Actual	2020 Budget	2020 YTD	2020 Run	2021 Commission Budget	2020 R V 2021 B	2020 B V 2021 B
OPERATING COSTS (52S AND 53S)								
521200 - PROFESSIONAL SERVICES	75,149	157,940	31,000	49,635	66,180	44,692	21,488	(13,692)
521214 - PROF SVCS - LEGAL	25,805	36,720	30,000	8,919	11,893	30,000	(18,107)	0
522200 - REPAIRS AND MAINTENANCE	902	227	0	0	0	0	0	0
522202 - VEHICLE MAINTENANCE	48	58	0	66	87	0	87	0
522320 - RENTAL OF EQUIPMENT AND VEHICL	11,387	10,639	20,500	8,515	11,353	20,500	(9,147)	0
523102 - INSURANCE - SURETY BONDS	0	0	2,057	0	0	2,057	(2,057)	0
523201 - CELL PHONE	2,660	2,285	5,000	1,755	2,339	5,000	(2,661)	0
523250 - POSTAGE	172,669	172,343	180,000	133,226	177,634	190,000	(12,366)	(10,000)
523300 - ADVERTISING	13,425	5,200	20,000	5,940	7,920	20,000	(12,080)	0
523500 - TRAVEL	2,092	3,637	2,000	607	809	2,000	(1,191)	0
523600 - DUES AND FEES	3,565	3,703	1,440	2,426	3,235	1,440	1,795	0
523700 - EDUCATION AND TRAINING	2,700	2,120	4,000	2,520	3,359	4,000	(641)	0
531100 - GENERAL SUPPLIES AND MATERIALS	51,442	54,162	39,000	23,277	31,035	45,000	(13,965)	(6,000)
531270 - GASOLINE	282	264	2,000	130	173	2,000	(1,827)	0
531400 - BOOKS AND PERIODICALS	470	0	1,375	0	0	1,400	(1,400)	(25)
531660 - NON ASSET COMPUTER EQUIPMENT	66,452	45,664	49,148	47,491	63,321	75,262	(11,941)	(26,114)
TOTAL OPERATING COSTS (52S AND 53S)	429,047	494,962	387,520	284,504	379,339	443,351	(64,012)	(55,831)
CAPITAL (54S)								
TOTAL DEPARTMENT MANAGED COSTS	1,645,355	1,803,685	1,936,554	1,489,783	1,836,885	2,156,980	(320,095)	(220,426)
NON DEPARTMENT MANAGED COSTS								
ALLOCATED COSTS								
512700 - WORKER'S COMP ADMIN FEES	6,906	6,078	3,797	3,845	3,845	5,356	(1,511)	(1,559)
522110 - DISPOSAL	750	609	1,189	532	710	1,189	(479)	0
522130 - CUSTODIAL SERVICES	20,832	24,192	25,583	21,319	28,425	27,374	1,051	(1,791)
522140 - LAWN CARE	8,320	8,320	8,320	6,773	9,031	8,320	711	0
522218 - PEST CONTROL	493	458	510	243	323	510	(187)	0
523100 - INSURANCE, OTHER BENEFITS	6,219	8,980	4,777	5,935	5,935	9,030	(3,095)	(4,253)
523200 - COMMUNICATIONS - ALLOCATED	65,957	66,582	68,400	55,770	74,360	68,400	5,960	0
531210 - WATER/SEWER	1,521	1,471	1,816	1,297	1,730	1,816	(86)	0
531230 - ELECTRICITY	29,823	31,966	35,700	26,879	35,839	35,700	139	0
531520 - NATURAL GAS	807	968	1,190	774	1,032	1,190	(158)	0
TOTAL ALLOCATED COSTS	141,628	149,624	151,282	123,368	161,231	158,885	2,346	(7,603)
TOTAL NON DEPARTMENT MANAGED COSTS	141,628	149,624	151,282	123,368	161,231	158,885	2,346	(7,603)

2021 DEPARTMENT BUDGET/FORECAST REPORT - GENERAL FUND (100) / ORG - 1545 - TAX COMMISSIONER
AS OF 7/31/2020/ (21.5 PayPeriods - 82.69% of Year Lapsed)

	YEAR OVER YEAR INFORMATION						YOY VARIANCE (100%)	
	2018 Actual	2019 Actual	2020 Budget	2020 YTD	2020 Run	2021 Commission Budget	2020 R V 2021 B	2020 B V 2021 B
TOTAL EXPENDITURES	1,786,984	1,953,309	2,087,836	1,613,151	1,998,116	2,315,865	(317,749)	(228,029)
TOTAL FUND REDUCTIONS	1,786,984	1,953,309	2,087,836	1,613,151	1,998,116	2,315,865	(317,749)	(228,029)

NOTES

- 2020 RUN =

  Revenues = Finance Forecast

  Expenses
  - Personnel = YTD Costs/Number of Payroll Periods completed * 26 (total payroll periods in a year)
  - Debt Service, Transfers from/To, Payments to Others, Worker's Comp Admin Fees, Insurance & Other Benefits = Budget unless YTD actual is greater
  - All other expenses = (YTD Costs / # months completed -1) * 12 months

CHEROKEE COUNTY BOARD OF COMMISSIONERS
TAX COMMISSIONER
2021 HEADCOUNT

	2018 Budget				2019 Budget				2020 Budget				2021 Budget			
	FT	PT	SPT	Total	FT	PT	SPT	Total	FT	PT	SPT	Total	FT	PT	SPT	Total
ASUT - ASSISTANT SUPERVISOR TAGS	2.00	0.00	0.00	2.00	2.00	0.00	0.00	2.00	2.00	0.00	0.00	2.00	1.00	0.00	0.00	1.00
CDTC - CHIEF DEPUTY TAX COMMISSIONER	1.00	0.00	0.00	1.00	1.00	0.00	0.00	1.00	1.00	0.00	0.00	1.00	1.00	0.00	0.00	1.00
MVAR - MOTOR VEHC ACCTS RECIEVABLE	1.00	0.00	0.00	1.00	1.00	0.00	0.00	1.00	1.00	0.00	0.00	1.00	3.00	0.00	0.00	3.00
RECP - RECEPTIONIST	1.00	0.00	0.00	1.00	1.00	0.00	0.00	1.00	1.00	0.00	0.00	1.00	1.00	0.00	0.00	1.00
SRCL - SENIOR CLERK	19.00	0.00	0.00	19.00	19.00	0.00	0.00	19.00	20.00	0.00	0.00	20.00	19.00	0.00	0.00	19.00
SUPV - SUPERVISOR/TAX/TAG	2.00	0.00	0.00	2.00	2.00	0.00	0.00	2.00	2.00	0.00	0.00	2.00	2.00	0.00	0.00	2.00
TXBK - PROPERTY TAX BOOKEEPER	1.00	0.00	0.00	1.00	1.00	0.00	0.00	1.00	0.00	0.00	0.00	0.00	0.00	0.00	0.00	0.00
TXCM - TAX COMMISSIONER	1.00	0.00	0.00	1.00	1.00	0.00	0.00	1.00	1.00	0.00	0.00	1.00	1.00	0.00	0.00	1.00
Total	**28.00**	**0.00**	**0.00**	**28.00**	**28.00**	**0.00**	**0.00**	**28.00**	**28.00**	**0.00**	**0.00**	**28.00**	**28.00**	**0.00**	**0.00**	**28.00**

2021 DEPARTMENT BUDGET/FORECAST REPORT - GENERAL FUND (100) / ORG - 1546 - TAX COMMISSIONER TAVT 1% FEES
AS OF 7/31/2020/ (21.5 PayPeriods - 82.69% of Year Lapsed)

	YEAR OVER YEAR INFORMATION						YOY VARIANCE (100%)	
	2018 Actual	2019 Actual	2020 Budget	2020 YTD	2020 Run	2021 Commission Budget	2020 R V 2021 B	2020 B V 2021 B
GENERAL FUND (100)								
TAX COMMISSIONER TAVT 1% FEES								
EXPENDITURES								
DEPARTMENT MANAGED COSTS								
PERSONNEL (ALL 51S EXCEPT WC)								
511100 - REGULAR EMPLOYEES	77,200	65,483	75,000	40,236	48,657	75,000	(26,343)	0
TOTAL COMPENSATION	77,200	65,483	75,000	40,236	48,657	75,000	(26,343)	0
512403 - DEFINED BENEFIT PLAN	7,457	6,810	7,800	6,035	7,299	11,250	(3,951)	(3,450)
TOTAL BENEFITS	7,457	6,810	7,800	6,035	7,299	11,250	(3,951)	(3,450)
512200 - SOCIAL SECURITY (FICA) CONT	4,249	4,060	4,650	2,495	3,017	4,650	(1,633)	0
512300 - MEDICARE	1,119	950	1,088	583	706	1,088	(382)	0
TOTAL PAYROLL TAXES	5,368	5,009	5,738	3,078	3,722	5,738	(2,016)	0
TOTAL PERSONNEL (ALL 51S EXCEPT WC)	90,025	77,303	88,538	49,349	59,678	91,988	(32,310)	(3,450)
OPERATING COSTS (52S AND 53S)								
521200 - PROFESSIONAL SERVICES	90,005	144,640	94,272	96,281	128,375	94,272	34,103	0
522200 - REPAIRS AND MAINTENANCE	0	42,311	0	0	0	0	0	0
531100 - GENERAL SUPPLIES AND MATERIALS	35,062	7,144	81,925	20,056	26,742	81,925	(55,183)	0
531600 - SMALL EQUIPMENT	1,099	487	0	0	0	0	0	0
531700 - OTHER SUPPLIES	500	2,323	0	0	0	0	0	0
TOTAL OPERATING COSTS (52S AND 53S)	126,666	196,905	176,197	116,337	155,116	176,197	(21,081)	0
CAPITAL (54S)								
TOTAL DEPARTMENT MANAGED COSTS	216,691	274,207	264,735	165,687	214,795	268,185	(53,390)	(3,450)
TOTAL EXPENDITURES	216,691	274,207	264,735	165,687	214,795	268,185	(53,390)	(3,450)
TOTAL FUND REDUCTIONS	216,691	274,207	264,735	165,687	214,795	268,185	(53,390)	(3,450)

2021 DEPARTMENT BUDGET/FORECAST REPORT - GENERAL FUND (100) / ORG - 1546 - TAX COMMISSIONER TAVT 1% FEES
AS OF 7/31/2020/ (21.5 PayPeriods - 82.69% of Year Lapsed)

	YEAR OVER YEAR INFORMATION						YOY VARIANCE (100%)	
	2018 Actual	2019 Actual	2020 Budget	2020 YTD	2020 Run	2021 Commission Budget	2020 R V 2021 B	2020 B V 2021 B

NOTES

- 2020 RUN =

  Revenues = Finance Forecast

  Expenses
  - Personnel = YTD Costs/Number of Payroll Periods completed * 26 (total payroll periods in a year)
  - Debt Service, Transfers from/To, Payments to Others, Worker's Comp Admin Fees, Insurance & Other Benefits = Budget unless YTD actual is greater
  - All other expenses = (YTD Costs / # months completed -1) * 12 months

2021 DEPARTMENT BUDGET/FORECAST REPORT - GENERAL FUND (100) / ORG - 1550 - TAX ASSESSOR
AS OF 7/31/2020/ (21.5 PayPeriods - 82.69% of Year Lapsed)

	YEAR OVER YEAR INFORMATION						YOY VARIANCE (100%)	
	2018 Actual	2019 Actual	2020 Budget	2020 YTD	2020 Run	2021 Commission Budget	2020 R V 2021 B	2020 B V 2021 B
GENERAL FUND (100)								
TAX ASSESSOR								
EXPENDITURES								
DEPARTMENT MANAGED COSTS								
PERSONNEL (ALL 51S EXCEPT WC)								
511100 - REGULAR EMPLOYEES	1,216,319	1,264,745	1,344,349	1,086,516	1,313,926	1,397,953	(84,027)	(53,604)
511115 - PERFECT ATTENDANCE	3,927	4,478	0	4,322	4,322	0	4,322	0
511116 - SHORT TERM DISABILITY PAY	391	7,972	0	329	398	0	398	0
511200 - PART TIME/TEMP EMPLOYEES	36,108	17,788	19,828	10,800	13,060	19,800	(6,740)	28
511300 - OVERTIME	3,398	5,687	8,240	5,557	6,720	8,320	(1,600)	(80)
TOTAL COMPENSATION	1,260,144	1,300,670	1,372,417	1,107,523	1,338,426	1,426,073	(87,647)	(53,656)
512101 - GROUP INSURANCE - HEALTH	249,407	267,664	228,925	228,815	276,707	355,318	(78,611)	(126,393)
512102 - GROUP INSURANCE - LIFE	1,645	1,520	1,501	1,285	1,554	1,486	68	15
512103 - GROUP INSURANCE - DENTAL	8,442	8,363	7,872	7,395	8,943	9,683	(740)	(1,811)
512104 - GROUP INSURANCE-LONG TERM DIS	3,067	3,334	3,293	2,829	3,421	3,390	31	(97)
512105 - GROUP INSURANCE-SHORT TERM DIS	822	899	878	748	905	878	27	0
512106 - EMPLOYEE ASSISTANCE PROGRAM	157	286	279	237	286	279	7	0
512402 - RETIREMENT CONTRIBUTION/401A	9,842	10,185	0	8,658	10,470	0	10,470	0
512403 - DEFINED BENEFIT PLAN	109,291	152,465	202,888	141,226	170,785	225,004	(54,219)	(22,116)
TOTAL BENEFITS	382,673	444,716	445,636	391,194	473,072	596,038	(122,966)	(150,402)
512200 - SOCIAL SECURITY (FICA) CONT	71,337	73,845	85,089	63,082	76,285	88,416	(12,131)	(3,327)
512300 - MEDICARE	16,684	17,270	19,901	14,753	17,841	20,678	(2,837)	(777)
TOTAL PAYROLL TAXES	88,020	91,115	104,990	77,835	94,126	109,094	(14,968)	(4,104)
512600 - UNEMPLOYMENT INSURANCE	14,520	0	0	0	0	0	0	0
TOTAL OTHER PERSONEL RELATED COSTS	14,520	0	0	0	0	0	0	0
TOTAL PERSONNEL (ALL 51S EXCEPT WC)	1,745,358	1,836,501	1,923,043	1,576,552	1,905,624	2,131,205	(225,581)	(208,162)

2021 DEPARTMENT BUDGET/FORECAST REPORT - GENERAL FUND (100) / ORG - 1550 - TAX ASSESSOR
AS OF 7/31/2020/ (21.5 PayPeriods - 82.69% of Year Lapsed)

	YEAR OVER YEAR INFORMATION						YOY VARIANCE (100%)	
	2018 Actual	2019 Actual	2020 Budget	2020 YTD	2020 Run	2021 Commission Budget	2020 R V 2021 B	2020 B V 2021 B
OPERATING COSTS (52S AND 53S)								
521200 - PROFESSIONAL SERVICES	263,438	256,138	229,650	259,536	346,047	229,650	116,397	0
521214 - PROF SVCS - LEGAL	120,381	38,807	64,000	16,872	22,496	64,000	(41,504)	0
522118 - DISPOSAL-SHREDDING	475	375	600	0	0	600	(600)	0
522202 - VEHICLE MAINTENANCE	7,558	11,477	10,000	10,314	13,752	10,000	3,752	0
522320 - RENTAL OF EQUIPMENT AND VEHICL	1,838	2,628	2,757	1,984	2,645	4,257	(1,612)	(1,500)
523201 - CELL PHONE	4,049	1,053	1,150	3,355	4,474	6,910	(2,436)	(5,760)
523250 - POSTAGE	46,503	49,551	53,700	51,379	68,505	53,700	14,805	0
523400 - PRINTING AND BINDING	14,521	15,858	15,850	15,091	20,121	17,100	3,021	(1,250)
523500 - TRAVEL	25,411	32,870	36,354	5,263	7,017	40,658	(33,641)	(4,304)
523600 - DUES AND FEES	4,690	3,857	3,645	5,984	7,979	3,780	4,199	(135)
523700 - EDUCATION AND TRAINING	8,181	12,564	11,500	4,289	5,719	13,600	(7,881)	(2,100)
531100 - GENERAL SUPPLIES AND MATERIALS	11,909	15,809	18,200	10,393	13,857	18,200	(4,343)	0
531270 - GASOLINE	17,813	17,976	20,000	8,736	11,648	20,000	(8,352)	0
531300 - FOOD	105	140	0	0	0	0	0	0
531400 - BOOKS AND PERIODICALS	1,499	556	1,404	372	496	1,404	(908)	0
531660 - NON ASSET COMPUTER EQUIPMENT	49,539	112,591	148,784	139,137	185,516	127,727	57,789	21,057
531700 - OTHER SUPPLIES	1,424	1,819	2,500	825	1,099	2,500	(1,401)	0
TOTAL OPERATING COSTS (52S AND 53S)	579,333	574,068	620,094	533,528	711,371	614,086	97,285	6,008
CAPITAL (54S)								
542200 - VEHICLES	148,655	0	52,017	61,913	82,550	0	82,550	52,017
542500 - OTHER EQUIPMENT	0	0	27,120	0	0	0	0	27,120
TOTAL CAPITAL (54S)	148,655	0	79,137	61,913	82,550	0	82,550	79,137
DEBT SERVICE								
581200 - CAPITAL LEASE PRINCIPAL	51,255	65,105	80,504	59,465	80,504	75,330	5,174	5,174
582200 - CAPITAL LEASE INTEREST	10,106	12,939	17,837	10,731	17,837	11,517	6,320	6,320
TOTAL DEBT SERVICE	61,361	78,044	98,341	70,196	98,341	86,847	11,494	11,494
UNCLASSIFIED								
TOTAL DEPARTMENT MANAGED COSTS	2,534,706	2,488,613	2,720,615	2,242,189	2,797,886	2,832,138	(34,252)	(111,523)
NON DEPARTMENT MANAGED COSTS								

2021 DEPARTMENT BUDGET/FORECAST REPORT - GENERAL FUND (100) / ORG - 1550 - TAX ASSESSOR
AS OF 7/31/2020/ (21.5 PayPeriods - 82.69% of Year Lapsed)

	YEAR OVER YEAR INFORMATION						YOY VARIANCE (100%)	
	2018 Actual	2019 Actual	2020 Budget	2020 YTD	2020 Run	2021 Commission Budget	2020 R V 2021 B	2020 B V 2021 B
ALLOCATED COSTS								
512700 - WORKER'S COMP ADMIN FEES	9,207	7,990	6,984	7,073	7,073	7,324	(251)	(340)
512701 - WORKERS COMP CLAIMS	500	(110)	248	81	108	0	108	248
522110 - DISPOSAL	399	233	792	218	290	792	(502)	0
522130 - CUSTODIAL SERVICES	9,108	13,416	14,194	11,828	15,771	15,188	583	(994)
522140 - LAWN CARE	2,502	2,502	2,502	1,893	2,524	2,502	22	0
522203 - VEHICLE REPAIRS- INSURANCE CLM	0	2,459	0	824	1,099	0	1,099	0
522218 - PEST CONTROL	1,072	201	200	151	201	200	1	0
523100 - INSURANCE, OTHER BENEFITS	15,948	15,284	15,606	17,443	17,443	20,707	(3,264)	(5,101)
523110 - INSURANCE DEDUCTIBLES	2,749	0	0	782	1,043	0	1,043	0
523200 - COMMUNICATIONS - ALLOCATED	30,310	30,092	31,320	26,118	34,824	31,320	3,504	0
523920 - DOCUMENT SERVICES	985	1,008	985	815	1,086	1,030	56	(45)
531210 - WATER/SEWER	636	588	792	598	797	792	5	0
531230 - ELECTRICITY	13,500	13,549	16,696	10,180	13,573	16,696	(3,123)	0
531520 - NATURAL GAS	898	1,274	1,608	867	1,156	1,608	(452)	0
TOTAL ALLOCATED COSTS	87,815	88,487	91,927	78,869	96,987	98,159	(1,172)	(6,232)
TOTAL NON DEPARTMENT MANAGED COSTS	87,815	88,487	91,927	78,869	96,987	98,159	(1,172)	(6,232)
TOTAL EXPENDITURES	2,622,521	2,577,100	2,812,542	2,321,059	2,894,873	2,930,297	(35,424)	(117,755)
TOTAL FUND REDUCTIONS	2,622,521	2,577,100	2,812,542	2,321,059	2,894,873	2,930,297	(35,424)	(117,755)

NOTES

- 2020 RUN =

  Revenues = Finance Forecast

  Expenses
  - Personnel = YTD Costs/Number of Payroll Periods completed * 26 (total payroll periods in a year)
  - Debt Service, Transfers from/To, Payments to Others, Worker's Comp Admin Fees, Insurance & Other Benefits = Budget unless YTD actual is greater
  - All other expenses = (YTD Costs / # months completed -1) * 12 months

CHEROKEE COUNTY BOARD OF COMMISSIONERS
TAX ASSESSOR
2021 HEADCOUNT

	2018 Budget				2019 Budget				2020 Budget				2021 Budget			
	FT	PT	SPT	Total	FT	PT	SPT	Total	FT	PT	SPT	Total	FT	PT	SPT	Total
APPR - APPRAISER	11.00	0.00	0.00	11.00	12.00	0.00	0.00	12.00	12.00	0.00	0.00	12.00	12.00	0.00	0.00	12.00
ASAD - ASSESSORS ASSISTANT	1.00	0.00	0.00	1.00	1.00	0.00	0.00	1.00	1.00	0.00	0.00	1.00	1.00	0.00	0.00	1.00
CFAP - CHIEF APPRAISER	1.00	0.00	0.00	1.00	1.00	0.00	0.00	1.00	1.00	0.00	0.00	1.00	1.00	0.00	0.00	1.00
DPCA - DEPUTY CHIEF APPRAISER	1.00	0.00	0.00	1.00	1.00	0.00	0.00	1.00	1.00	0.00	0.00	1.00	1.00	0.00	0.00	1.00
LAPR - LEAD APPRAISER	4.00	0.00	0.00	4.00	4.00	0.00	0.00	4.00	4.00	0.00	0.00	4.00	4.00	0.00	0.00	4.00
PT - PART-TIME	0.00	1.00	0.00	1.00	0.00	0.00	0.00	0.00	0.00	0.00	0.00	0.00	0.00	0.00	0.00	0.00
PTCL - PT CLERICAL	0.00	1.00	0.00	1.00	0.00	0.00	0.00	0.00	0.00	0.00	0.00	0.00	0.00	0.00	0.00	0.00
RREC - RECEIVER OF RECORDS	1.00	0.00	0.00	1.00	1.00	0.00	0.00	1.00	1.00	0.00	0.00	1.00	1.00	0.00	0.00	1.00
SAPR - SENIOR APPRAISER	3.00	0.00	0.00	3.00	3.00	0.00	0.00	3.00	3.00	0.00	0.00	3.00	3.00	0.00	0.00	3.00
SEC2 - SECRETARY II	2.00	0.00	0.00	2.00	2.00	0.00	0.00	2.00	2.00	0.00	0.00	2.00	2.00	0.00	0.00	2.00
SRCL - SENIOR CLERK I	5.00	0.00	0.00	5.00	6.00	0.00	0.00	6.00	6.00	0.00	0.00	6.00	6.00	0.00	0.00	6.00
TXMP - TAX MAPPER	2.00	0.00	0.00	2.00	2.00	0.00	0.00	2.00	2.00	0.00	0.00	2.00	2.00	0.00	0.00	2.00
Total	**31.00**	**2.00**	**0.00**	**33.00**	**33.00**	**0.00**	**0.00**	**33.00**	**33.00**	**0.00**	**0.00**	**33.00**	**33.00**	**0.00**	**0.00**	**33.00**

2021 DEPARTMENT BUDGET/FORECAST REPORT - GENERAL FUND (100) / ORG - 1570 - COMMUNICATIONS
AS OF 7/31/2020/ (21.5 PayPeriods - 82.69% of Year Lapsed)

	YEAR OVER YEAR INFORMATION						YOY VARIANCE (100%)	
	2018 Actual	2019 Actual	2020 Budget	2020 YTD	2020 Run	2021 Commission Budget	2020 R V 2021 B	2020 B V 2021 B
GENERAL FUND (100)								
COMMUNICATIONS								
EXPENDITURES								
DEPARTMENT MANAGED COSTS								
PERSONNEL (ALL 51S EXCEPT WC)								
511100 - REGULAR EMPLOYEES	0	0	62,500	31,731	38,372	156,000	(117,628)	(93,500)
511200 - PART TIME/TEMP EMPLOYEES	0	0	1,500	0	0	1,560	(1,560)	(60)
TOTAL COMPENSATION	0	0	64,000	31,731	38,372	157,560	(119,188)	(93,560)
512101 - GROUP INSURANCE - HEALTH	0	0	2,487	3,608	4,363	28,687	(24,324)	(26,200)
512102 - GROUP INSURANCE - LIFE	0	0	51	19	23	154	(131)	(103)
512103 - GROUP INSURANCE - DENTAL	0	0	383	106	129	713	(584)	(330)
512104 - GROUP INSURANCE-LONG TERM DIS	0	0	142	43	52	342	(290)	(200)
512105 - GROUP INSURANCE-SHORT TERM DIS	0	0	23	6	7	56	(49)	(33)
512106 - EMPLOYEE ASSISTANCE PROGRAM	0	0	8	2	2	18	(16)	(10)
512403 - DEFINED BENEFIT PLAN	0	0	9,375	4,760	5,756	24,960	(19,204)	(15,585)
TOTAL BENEFITS	0	0	12,469	8,543	10,331	54,930	(44,599)	(42,461)
512200 - SOCIAL SECURITY (FICA) CONT	0	0	3,968	1,899	2,296	9,769	(7,473)	(5,801)
512300 - MEDICARE	0	0	2,313	444	537	2,285	(1,748)	28
TOTAL PAYROLL TAXES	0	0	6,281	2,343	2,833	12,054	(9,221)	(5,773)
TOTAL PERSONNEL (ALL 51S EXCEPT WC)	0	0	82,750	42,617	51,536	224,544	(173,008)	(141,794)
OPERATING COSTS (52S AND 53S)								
521200 - PROFESSIONAL SERVICES	0	0	0	0	0	15,800	(15,800)	(15,800)
523201 - CELL PHONE	0	0	0	83	111	1,000	(889)	(1,000)
523300 - ADVERTISING	0	0	10,000	1,200	1,600	18,000	(16,400)	(8,000)
523400 - PRINTING AND BINDING	0	0	0	0	0	1,500	(1,500)	(1,500)
523500 - TRAVEL	0	0	2,500	0	0	2,500	(2,500)	0
523600 - DUES AND FEES	0	0	1,500	280	373	2,500	(2,127)	(1,000)
531100 - GENERAL SUPPLIES AND MATERIALS	0	0	4,000	747	996	3,000	(2,004)	1,000
531300 - FOOD	0	0	0	0	0	1,200	(1,200)	(1,200)
531660 - NON ASSET COMPUTER EQUIPMENT	0	0	11,200	6,760	9,013	8,000	1,013	3,200
TOTAL OPERATING COSTS (52S AND 53S)	0	0	29,200	9,070	12,093	53,500	(41,407)	(24,300)
TOTAL DEPARTMENT MANAGED COSTS	0	0	111,950	51,687	63,630	278,044	(214,414)	(166,094)
NON DEPARTMENT MANAGED COSTS								

2021 DEPARTMENT BUDGET/FORECAST REPORT - GENERAL FUND (100) / ORG - 1570 - COMMUNICATIONS
AS OF 7/31/2020/ (21.5 PayPeriods - 82.69% of Year Lapsed)

	YEAR OVER YEAR INFORMATION						YOY VARIANCE (100%)	
	2018 Actual	2019 Actual	2020 Budget	2020 YTD	2020 Run	2021 Commission Budget	2020 R V 2021 B	2020 B V 2021 B
ALLOCATED COSTS								
522110 - DISPOSAL	0	0	0	0	0	23	(23)	(23)
522130 - CUSTODIAL SERVICES	0	0	0	0	0	1,045	(1,045)	(1,045)
522140 - LAWN CARE	0	0	0	0	0	167	(167)	(167)
522218 - PEST CONTROL	0	0	0	0	0	5	(5)	(5)
523200 - COMMUNICATIONS - ALLOCATED	0	0	1,500	166	221	2,200	(1,979)	(700)
531210 - WATER/SEWER	0	0	0	0	0	180	(180)	(180)
531230 - ELECTRICITY	0	0	0	0	0	1,380	(1,380)	(1,380)
TOTAL ALLOCATED COSTS	0	0	1,500	166	221	5,000	(4,779)	(3,500)
TOTAL NON DEPARTMENT MANAGED COSTS	0	0	1,500	166	221	5,000	(4,779)	(3,500)
TOTAL EXPENDITURES	0	0	113,450	51,852	63,851	283,044	(219,193)	(169,594)
TOTAL FUND REDUCTIONS	0	0	113,450	51,852	63,851	283,044	(219,193)	(169,594)

NOTES

- 2020 RUN =

  Revenues = Finance Forecast

  Expenses
  - Personnel = YTD Costs/Number of Payroll Periods completed * 26 (total payroll periods in a year)
  - Debt Service, Transfers from/To, Payments to Others, Worker's Comp Admin Fees, Insurance & Other Benefits = Budget unless YTD actual is greater
  - All other expenses = (YTD Costs / # months completed -1) * 12 months

CHEROKEE COUNTY BOARD OF COMMISSIONERS
COMMUNICATIONS
2021 HEADCOUNT

	2021 Budget			
	FT	PT	SPT	Total
ADCO - ASST DIRECTOR COMMUNICATIONS	1.00	0.00	0.00	1.00
DIRC - DIRECTOR OF COMMUNICATIONS	1.00	0.00	0.00	1.00
Total	**2.00**	**0.00**	**0.00**	**2.00**

2021 DEPARTMENT BUDGET/FORECAST REPORT - GENERAL FUND (100) / ORG - 1595 - GENERAL ADMINISTRATION
AS OF 7/31/2020/ (21.5 PayPeriods - 82.69% of Year Lapsed)

	YEAR OVER YEAR INFORMATION						YOY VARIANCE (100%)	
	2018 Actual	2019 Actual	2020 Budget	2020 YTD	2020 Run	2021 Commission Budget	2020 R V 2021 B	2020 B V 2021 B
GENERAL FUND (100)								
GENERAL ADMINISTRATION								
EXPENDITURES								
DEPARTMENT MANAGED COSTS								
PERSONNEL (ALL 51S EXCEPT WC)								
511104 - SALARY CONTINGENCY	0	0	0	0	0	350,000	(350,000)	(350,000)
TOTAL COMPENSATION	0	0	0	0	0	350,000	(350,000)	(350,000)
512403 - DEFINED BENEFIT PLAN	1,493,386	0	0	0	0	0	0	0
TOTAL BENEFITS	1,493,386	0	0	0	0	0	0	0
512900 - OTHER EMPLOYEE BENEFITS	14,392	4,230	0	0	0	0	0	0
TOTAL OTHER PERSONEL RELATED COSTS	14,392	4,230	0	0	0	0	0	0
TOTAL PERSONNEL (ALL 51S EXCEPT WC)	1,507,778	4,230	0	0	0	350,000	(350,000)	(350,000)
OPERATING COSTS (52S AND 53S)								
521100 - OFFICIAL/ADMINISTRATIVE	0	378	0	0	0	0	0	0
521200 - PROFESSIONAL SERVICES	94,491	55,972	46,532	29,295	39,060	99,200	(60,140)	(52,668)
523300 - ADVERTISING	0	4,140	6,000	80	107	6,000	(5,893)	0
523600 - DUES AND FEES	2,776	2,776	26,776	2,776	3,701	2,776	925	24,000
523601 - DUES ARC, GMA, ACCG	20,730	21,190	0	22,507	30,009	24,000	6,009	(24,000)
531100 - GENERAL SUPPLIES AND MATERIALS	0	592	0	0	0	100,000	(100,000)	(100,000)
531300 - FOOD	0	1,120	2,000	1,760	2,347	2,000	347	0
TOTAL OPERATING COSTS (52S AND 53S)	117,996	86,168	81,308	56,418	75,223	233,976	(158,753)	(152,668)
CAPITAL (54S)								
NON-OPERATIONAL COSTS								
572000 - PAYMENTS TO OTHER AGENCIES	3,641	30,145	5,000	869	5,000	5,000	0	0
574500 - LOSS ON WIRE TRANSFER	38,415	0	0	0	0	0	0	0
TOTAL NON-OPERATIONAL COSTS	42,056	30,145	5,000	869	5,000	5,000	0	0
UNCLASSIFIED								
TOTAL DEPARTMENT MANAGED COSTS	1,667,830	120,543	86,308	57,286	80,223	588,976	(508,753)	(502,668)
NON DEPARTMENT MANAGED COSTS								

2021 DEPARTMENT BUDGET/FORECAST REPORT - GENERAL FUND (100) / ORG - 1595 - GENERAL ADMINISTRATION
AS OF 7/31/2020/ (21.5 PayPeriods - 82.69% of Year Lapsed)

	YEAR OVER YEAR INFORMATION						YOY VARIANCE (100%)	
	2018 Actual	2019 Actual	2020 Budget	2020 YTD	2020 Run	2021 Commission Budget	2020 R V 2021 B	2020 B V 2021 B
ALLOCATED COSTS								
512701 - WORKERS COMP CLAIMS	49	0	31,308	0	0	56,107	(56,107)	(24,799)
522218 - PEST CONTROL	325	300	600	225	300	300	0	300
523200 - COMMUNICATIONS - ALLOCATED	1,192	0	0	0	0	0	0	0
531230 - ELECTRICITY	101	0	0	0	0	0	0	0
TOTAL ALLOCATED COSTS	1,667	300	31,908	225	300	56,407	(56,107)	(24,499)
TOTAL NON DEPARTMENT MANAGED COSTS	1,667	300	31,908	225	300	56,407	(56,107)	(24,499)
TOTAL EXPENDITURES	1,669,497	120,843	118,216	57,511	80,523	645,383	(564,860)	(527,167)
TOTAL FUND REDUCTIONS	1,669,497	120,843	118,216	57,511	80,523	645,383	(564,860)	(527,167)

NOTES

- 2020 RUN =

  Revenues = Finance Forecast

  Expenses
  - Personnel = YTD Costs/Number of Payroll Periods completed * 26 (total payroll periods in a year)
  - Debt Service, Transfers from/To, Payments to Others, Worker's Comp Admin Fees, Insurance & Other Benefits = Budget unless YTD actual is greater
  - All other expenses = (YTD Costs / # months completed -1) * 12 months

2021 DEPARTMENT BUDGET/FORECAST REPORT - GENERAL FUND (100) / ORG - 1597 - RENTAL PROPERTIES
AS OF 7/31/2020/ (21.5 PayPeriods - 82.69% of Year Lapsed)

	YEAR OVER YEAR INFORMATION						YOY VARIANCE (100%)	
	2018 Actual	2019 Actual	2020 Budget	2020 YTD	2020 Run	2021 Commission Budget	2020 R V 2021 B	2020 B V 2021 B
GENERAL FUND (100)								
RENTAL PROPERTIES								
EXPENDITURES								
NON DEPARTMENT MANAGED COSTS								
ALLOCATED COSTS								
522110 - DISPOSAL	276	474	952	350	466	952	(486)	0
522130 - CUSTODIAL SERVICES	1,908	3,396	0	0	0	0	0	0
522140 - LAWN CARE	2,348	2,848	2,468	1,918	2,557	2,468	89	0
522218 - PEST CONTROL	177	195	190	82	109	190	(81)	0
523200 - COMMUNICATIONS - ALLOCATED	499	838	1,080	700	934	1,080	(146)	0
531210 - WATER/SEWER	808	966	942	702	936	942	(6)	0
531230 - ELECTRICITY	9,916	13,489	14,136	9,479	12,638	14,136	(1,498)	0
531520 - NATURAL GAS	771	1,189	1,302	759	1,012	1,302	(290)	0
TOTAL ALLOCATED COSTS	16,703	23,395	21,070	13,989	18,652	21,070	(2,418)	0
TOTAL NON DEPARTMENT MANAGED COSTS	16,703	23,395	21,070	13,989	18,652	21,070	(2,418)	0
TOTAL EXPENDITURES	16,703	23,395	21,070	13,989	18,652	21,070	(2,418)	0
TOTAL FUND REDUCTIONS	16,703	23,395	21,070	13,989	18,652	21,070	(2,418)	0

NOTES

- 2020 RUN =

  Revenues = Finance Forecast

  Expenses
  - Personnel = YTD Costs/Number of Payroll Periods completed * 26 (total payroll periods in a year)
  - Debt Service, Transfers from/To, Payments to Others, Worker's Comp Admin Fees, Insurance & Other Benefits = Budget unless YTD actual is greater
  - All other expenses = (YTD Costs / # months completed -1) * 12 months

2021 DEPARTMENT BUDGET/FORECAST REPORT - GENERAL FUND (100) / ORG - 3700 - CORONER
AS OF 7/31/2020/ (21.5 PayPeriods - 82.69% of Year Lapsed)

	YEAR OVER YEAR INFORMATION						YOY VARIANCE (100%)	
	2018 Actual	2019 Actual	2020 Budget	2020 YTD	2020 Run	2021 Commission Budget	2020 R V 2021 B	2020 B V 2021 B
GENERAL FUND (100)								
CORONER								
EXPENDITURES								
DEPARTMENT MANAGED COSTS								
PERSONNEL (ALL 51S EXCEPT WC)								
511100 - REGULAR EMPLOYEES	11,788	12,608	15,000	12,045	14,566	25,000	(10,434)	(10,000)
511200 - PART TIME/TEMP EMPLOYEES	90,750	92,703	115,440	83,690	101,207	105,300	(4,093)	10,140
TOTAL COMPENSATION	102,538	105,310	130,440	95,735	115,773	130,300	(14,527)	140
512101 - GROUP INSURANCE - HEALTH	5,396	5,697	5,479	5,135	6,210	7,734	(1,524)	(2,255)
512102 - GROUP INSURANCE - LIFE	17	0	0	0	0	30	(30)	(30)
512103 - GROUP INSURANCE - DENTAL	268	510	271	255	308	326	(18)	(55)
512104 - GROUP INSURANCE-LONG TERM DIS	4	0	0	3	4	5	(1)	(5)
512105 - GROUP INSURANCE-SHORT TERM DIS	12	0	0	14	17	28	(11)	(28)
512106 - EMPLOYEE ASSISTANCE PROGRAM	5	8	9	7	8	9	(1)	0
512403 - DEFINED BENEFIT PLAN	1,214	1,739	2,250	1,504	1,818	4,000	(2,182)	(1,750)
TOTAL BENEFITS	6,917	7,954	8,009	6,917	8,365	12,132	(3,767)	(4,123)
512200 - SOCIAL SECURITY (FICA) CONT	6,169	6,365	8,087	5,838	7,060	8,079	(1,019)	8
512300 - MEDICARE	1,443	1,489	1,891	1,365	1,651	1,889	(238)	2
TOTAL PAYROLL TAXES	7,611	7,854	9,978	7,204	8,712	9,968	(1,256)	10
TOTAL PERSONNEL (ALL 51S EXCEPT WC)	117,065	121,118	148,427	109,856	132,849	152,400	(19,551)	(3,973)
OPERATING COSTS (52S AND 53S)								
521200 - PROFESSIONAL SERVICES	16,705	1,345	15,000	8,587	11,449	8,000	3,449	7,000
521213 - INDIGENT BURIAL	6,000	7,000	10,000	10,000	13,333	12,000	1,333	(2,000)
522202 - VEHICLE MAINTENANCE	1,524	863	2,000	2,643	3,523	2,000	1,523	0
523201 - CELL PHONE	3,663	3,759	4,200	2,694	3,592	4,832	(1,240)	(632)
523202 - COMMUNICATIONS - NON ALLOCATED	3,414	4,264	6,000	1,389	1,851	4,500	(2,649)	1,500
523500 - TRAVEL	6,292	4,624	5,000	1,742	2,322	7,500	(5,178)	(2,500)
523600 - DUES AND FEES	1,460	397	1,200	300	400	1,500	(1,100)	(300)
523700 - EDUCATION AND TRAINING	3,600	1,440	1,800	0	0	4,000	(4,000)	(2,200)
531100 - GENERAL SUPPLIES AND MATERIALS	7,484	7,037	9,000	2,195	2,926	9,000	(6,074)	0
531270 - GASOLINE	3,758	6,545	7,000	4,193	5,591	7,000	(1,409)	0
TOTAL OPERATING COSTS (52S AND 53S)	53,900	37,275	61,200	33,742	44,989	60,332	(15,343)	868

2021 DEPARTMENT BUDGET/FORECAST REPORT - GENERAL FUND (100) / ORG - 3700 - CORONER
AS OF 7/31/2020/ (21.5 PayPeriods - 82.69% of Year Lapsed)

	YEAR OVER YEAR INFORMATION						YOY VARIANCE (100%)	
	2018 Actual	2019 Actual	2020 Budget	2020 YTD	2020 Run	2021 Commission Budget	2020 R V 2021 B	2020 B V 2021 B
CAPITAL (54S)								
542200 - VEHICLES	0	30,067	0	0	0	0	0	0
TOTAL CAPITAL (54S)	0	30,067	0	0	0	0	0	0
TOTAL DEPARTMENT MANAGED COSTS	170,965	188,460	209,627	143,598	177,838	212,732	(34,894)	(3,105)
NON DEPARTMENT MANAGED COSTS								
ALLOCATED COSTS								
512700 - WORKER'S COMP ADMIN FEES	1,023	931	907	918	918	862	56	45
522110 - DISPOSAL	31	55	80	52	70	160	(90)	(80)
522130 - CUSTODIAL SERVICES	0	1,080	1,143	953	1,270	2,446	(1,176)	(1,303)
522140 - LAWN CARE	0	202	230	151	202	461	(259)	(231)
522218 - PEST CONTROL	0	8	30	23	30	60	(30)	(30)
523100 - INSURANCE, OTHER BENEFITS	642	623	706	785	785	1,568	(783)	(862)
523200 - COMMUNICATIONS - ALLOCATED	2,281	1,200	1,200	1,203	1,603	1,776	(173)	(576)
531210 - WATER/SEWER	93	59	350	127	170	700	(530)	(350)
531230 - ELECTRICITY	815	1,451	1,500	1,238	1,651	3,000	(1,349)	(1,500)
531520 - NATURAL GAS	372	595	833	415	553	1,667	(1,114)	(834)
TOTAL ALLOCATED COSTS	5,257	6,203	6,979	5,866	7,253	12,700	(5,447)	(5,721)
TOTAL NON DEPARTMENT MANAGED COSTS	5,257	6,203	6,979	5,866	7,253	12,700	(5,447)	(5,721)
TOTAL EXPENDITURES	176,222	194,663	216,606	149,464	185,091	225,432	(40,341)	(8,826)
TOTAL FUND REDUCTIONS	176,222	194,663	216,606	149,464	185,091	225,432	(40,341)	(8,826)

NOTES

- 2020 RUN =

  Revenues = Finance Forecast

  Expenses
  - Personnel = YTD Costs/Number of Payroll Periods completed * 26 (total payroll periods in a year)
  - Debt Service, Transfers from/To, Payments to Others, Worker's Comp Admin Fees, Insurance & Other Benefits = Budget unless YTD actual is greater
  - All other expenses = (YTD Costs / # months completed -1) * 12 months

CHEROKEE COUNTY BOARD OF COMMISSIONERS
CORONER
2021 HEADCOUNT

	2018 Budget				2019 Budget				2020 Budget				2021 Budget			
	FT	PT	SPT	Total	FT	PT	SPT	Total	FT	PT	SPT	Total	FT	PT	SPT	Total
CORN - CORONER	1.00	0.00	0.00	1.00	1.00	0.00	0.00	1.00	1.00	0.00	0.00	1.00	1.00	0.00	0.00	1.00
PTCL - PT CLERICAL	0.00	0.00	0.00	0.00	0.00	0.00	0.00	0.00	0.00	1.00	0.00	1.00	0.00	1.00	0.00	1.00
PTCN - PT CORNER	0.00	3.00	0.00	3.00	0.00	6.00	0.00	6.00	0.00	6.00	0.00	6.00	0.00	6.00	0.00	6.00
Total	**1.00**	**3.00**	**0.00**	**4.00**	**1.00**	**6.00**	**0.00**	**7.00**	**1.00**	**7.00**	**0.00**	**8.00**	**1.00**	**7.00**	**0.00**	**8.00**

2021 DEPARTMENT BUDGET/FORECAST REPORT - GENERAL FUND (100) / ORG - 1321 - ADMINISTRATIVE SERVICES AGENCY
AS OF 7/31/2020/ (21.5 PayPeriods - 82.69% of Year Lapsed)

	YEAR OVER YEAR INFORMATION						YOY VARIANCE (100%)	
	2018 Actual	2019 Actual	2020 Budget	2020 YTD	2020 Run	2021 Commission Budget	2020 R V 2021 B	2020 B V 2021 B
GENERAL FUND (100)								
ADMINISTRATIVE SERVICES AGENCY								
EXPENDITURES								
DEPARTMENT MANAGED COSTS								
PERSONNEL (ALL 51S EXCEPT WC)								
511100 - REGULAR EMPLOYEES	164,199	176,260	174,498	146,234	176,841	157,594	19,247	16,904
511115 - PERFECT ATTENDANCE	1,896	1,462	0	2,196	2,196	0	2,196	0
511300 - OVERTIME	0	0	1,057	0	0	0	0	1,057
TOTAL COMPENSATION	166,095	177,722	175,555	148,430	179,037	157,594	21,443	17,961
512101 - GROUP INSURANCE - HEALTH	15,579	13,874	12,938	11,138	13,469	10,911	2,558	2,027
512102 - GROUP INSURANCE - LIFE	222	208	238	176	212	170	42	68
512103 - GROUP INSURANCE - DENTAL	512	501	512	381	460	303	157	209
512104 - GROUP INSURANCE-LONG TERM DIS	409	449	440	352	426	322	104	118
512105 - GROUP INSURANCE-SHORT TERM DIS	67	57	57	42	51	28	23	29
512106 - EMPLOYEE ASSISTANCE PROGRAM	11	18	0	14	16	9	7	(9)
512403 - DEFINED BENEFIT PLAN	17,210	24,443	30,108	22,134	26,766	25,215	1,551	4,893
TOTAL BENEFITS	34,010	39,549	44,293	34,236	41,401	36,958	4,443	7,335
512200 - SOCIAL SECURITY (FICA) CONT	9,837	10,597	12,443	8,907	10,772	9,771	1,001	2,672
512300 - MEDICARE	2,301	2,478	2,911	2,083	2,519	1,099	1,420	1,812
TOTAL PAYROLL TAXES	12,137	13,075	15,354	10,990	13,291	10,870	2,421	4,484
TOTAL PERSONNEL (ALL 51S EXCEPT WC)	212,242	230,347	235,202	193,656	233,729	205,422	28,307	29,780

2021 DEPARTMENT BUDGET/FORECAST REPORT - GENERAL FUND (100) / ORG - 1321 - ADMINISTRATIVE SERVICES AGENCY
AS OF 7/31/2020/ (21.5 PayPeriods - 82.69% of Year Lapsed)

	YEAR OVER YEAR INFORMATION						YOY VARIANCE (100%)	
	2018 Actual	2019 Actual	2020 Budget	2020 YTD	2020 Run	2021 Commission Budget	2020 R V 2021 B	2020 B V 2021 B
OPERATING COSTS (52S AND 53S)								
522202 - VEHICLE MAINTENANCE	819	4,905	2,000	196	262	2,000	(1,738)	0
522320 - RENTAL OF EQUIPMENT AND VEHICL	524	412	0	321	428	0	428	0
523201 - CELL PHONE	1,477	903	1,850	755	1,007	1,850	(843)	0
523400 - PRINTING AND BINDING	712	27	0	284	378	0	378	0
523500 - TRAVEL	0	0	2,600	660	880	2,600	(1,720)	0
523600 - DUES AND FEES	1,747	2,341	1,475	1,651	2,201	1,475	726	0
523700 - EDUCATION AND TRAINING	3,099	50	10,000	475	633	10,000	(9,367)	0
523910 - AUTOMOTIVE SERVICES O/S FLEET	0	0	3,000	0	0	3,000	(3,000)	0
531100 - GENERAL SUPPLIES AND MATERIALS	4,078	1,672	7,697	1,025	1,366	7,697	(6,331)	0
531270 - GASOLINE	1,609	3,280	2,000	2,266	3,021	2,000	1,021	0
531300 - FOOD	1,722	1,679	2,500	1,795	2,393	2,500	(107)	0
531400 - BOOKS AND PERIODICALS	0	0	175	0	0	175	(175)	0
531600 - SMALL EQUIPMENT	2,409	4,085	5,150	0	0	5,150	(5,150)	0
531660 - NON ASSET COMPUTER EQUIPMENT	0	4,139	2,750	1,786	2,382	2,750	(368)	0
531700 - OTHER SUPPLIES	1,776	1,987	4,000	41	54	4,000	(3,946)	0
TOTAL OPERATING COSTS (52S AND 53S)	19,971	25,479	45,197	11,254	15,005	45,197	(30,192)	0
CAPITAL (54S)								
542200 - VEHICLES	36,515	0	0	0	0	0	0	0
TOTAL CAPITAL (54S)	36,515	0	0	0	0	0	0	0
DEBT SERVICE								
581200 - CAPITAL LEASE PRINCIPAL	14,287	6,348	6,900	5,667	6,900	6,900	0	0
582200 - CAPITAL LEASE INTEREST	(13,574)	2,223	1,750	1,475	1,750	1,750	0	0
TOTAL DEBT SERVICE	713	8,570	8,650	7,142	8,650	8,650	0	0
UNCLASSIFIED								
TOTAL DEPARTMENT MANAGED COSTS	269,441	264,395	289,049	212,051	257,383	259,269	(1,886)	29,780
NON DEPARTMENT MANAGED COSTS								

2021 DEPARTMENT BUDGET/FORECAST REPORT - GENERAL FUND (100) / ORG - 1321 - ADMINISTRATIVE SERVICES AGENCY
AS OF 7/31/2020/ (21.5 PayPeriods - 82.69% of Year Lapsed)

	YEAR OVER YEAR INFORMATION						YOY VARIANCE (100%)	
	2018 Actual	2019 Actual	2020 Budget	2020 YTD	2020 Run	2021 Commission Budget	2020 R V 2021 B	2020 B V 2021 B
ALLOCATED COSTS								
512700 - WORKER'S COMP ADMIN FEES	521	490	445	450	450	451	(1)	(6)
522110 - DISPOSAL	47	51	57	43	57	57	0	0
522130 - CUSTODIAL SERVICES	2,016	2,268	2,393	1,994	2,659	2,561	98	(168)
522140 - LAWN CARE	395	367	409	367	489	409	80	0
522218 - PEST CONTROL	12	11	12	8	10	12	(2)	0
523100 - INSURANCE, OTHER BENEFITS	936	948	2,352	2,507	2,507	1,218	1,289	1,134
523200 - COMMUNICATIONS - ALLOCATED	1,428	1,283	1,440	1,110	1,480	1,440	40	0
531210 - WATER/SEWER	151	129	220	219	292	441	(149)	(221)
531230 - ELECTRICITY	2,517	3,292	3,185	2,820	3,760	3,381	379	(196)
TOTAL ALLOCATED COSTS	8,022	8,839	10,513	9,518	11,705	9,970	1,735	543
TOTAL NON DEPARTMENT MANAGED COSTS	8,022	8,839	10,513	9,518	11,705	9,970	1,735	543
TOTAL EXPENDITURES	277,464	273,234	299,562	221,569	269,088	269,239	(151)	30,323
TOTAL FUND REDUCTIONS	277,464	273,234	299,562	221,569	269,088	269,239	(151)	30,323

NOTES

- 2020 RUN =

  Revenues = Finance Forecast

  Expenses
  - Personnel = YTD Costs/Number of Payroll Periods completed * 26 (total payroll periods in a year)
  - Debt Service, Transfers from/To, Payments to Others, Worker's Comp Admin Fees, Insurance & Other Benefits = Budget unless YTD actual is greater
  - All other expenses = (YTD Costs / # months completed -1) * 12 months

CHEROKEE COUNTY BOARD OF COMMISSIONERS
ADMINISTRATIVE SERVICES AGENCY
2021 HEADCOUNT

	2018 Budget				2019 Budget				2020 Budget				2021 Budget			
	FT	PT	SPT	Total	FT	PT	SPT	Total	FT	PT	SPT	Total	FT	PT	SPT	Total
ADDD - ADMIN DIVISION DIRECTOR	1.00	0.00	0.00	1.00	0.00	0.00	0.00	0.00	0.00	0.00	0.00	0.00	0.00	0.00	0.00	0.00
ADMA - ADMINISTRATIVE ASSISTANT	1.00	0.00	0.00	1.00	1.00	0.00	0.00	1.00	1.00	0.00	0.00	1.00	0.00	0.00	0.00	0.00
ADSD - ADMIN SERVICES AGENCY DIRECTOR	0.00	0.00	0.00	0.00	1.00	0.00	0.00	1.00	1.00	0.00	0.00	1.00	1.00	0.00	0.00	1.00
Total	**2.00**	**0.00**	**0.00**	**2.00**	**2.00**	**0.00**	**0.00**	**2.00**	**2.00**	**0.00**	**0.00**	**2.00**	**1.00**	**0.00**	**0.00**	**1.00**

2021 DEPARTMENT BUDGET/FORECAST REPORT - GENERAL FUND (100) / ORG - 1322 - CAPITAL PROJECTS
AS OF 7/31/2020/ (21.5 PayPeriods - 82.69% of Year Lapsed)

	YEAR OVER YEAR INFORMATION						YOY VARIANCE (100%)	
	2018 Actual	2019 Actual	2020 Budget	2020 YTD	2020 Run	2021 Commission Budget	2020 R V 2021 B	2020 B V 2021 B
GENERAL FUND (100)								
CAPITAL PROJECTS								
EXPENDITURES								
DEPARTMENT MANAGED COSTS								
OPERATING COSTS (52S AND 53S)								
522202 - VEHICLE MAINTENANCE	0	1,337	850	1,743	2,323	2,040	283	(1,190)
523201 - CELL PHONE	0	996	1,260	1,004	1,339	1,200	139	60
523250 - POSTAGE	0	5	150	12	16	100	(84)	50
523400 - PRINTING AND BINDING	0	0	108	180	241	500	(259)	(392)
523500 - TRAVEL	0	0	300	0	0	500	(500)	(200)
523600 - DUES AND FEES	0	85	425	81	108	468	(360)	(43)
523700 - EDUCATION AND TRAINING	0	0	1,400	0	0	1,000	(1,000)	400
531100 - GENERAL SUPPLIES AND MATERIALS	0	227	2,514	109	146	1,200	(1,054)	1,314
531270 - GASOLINE	0	6,254	9,600	3,034	4,045	9,600	(5,555)	0
531660 - NON ASSET COMPUTER EQUIPMENT	0	252	0	0	0	0	0	0
TOTAL OPERATING COSTS (52S AND 53S)	0	9,156	16,607	6,163	8,217	16,608	(8,391)	(1)
CAPITAL (54S)								
DEBT SERVICE								
581200 - CAPITAL LEASE PRINCIPAL	0	4,993	5,390	4,459	5,390	5,780	(390)	(390)
582200 - CAPITAL LEASE INTEREST	0	1,754	1,361	1,164	1,361	970	391	391
TOTAL DEBT SERVICE	0	6,747	6,751	5,623	6,751	6,750	1	1
UNCLASSIFIED								
TOTAL DEPARTMENT MANAGED COSTS	0	15,903	23,358	11,786	14,968	23,358	(8,390)	0
NON DEPARTMENT MANAGED COSTS								
ALLOCATED COSTS								
512700 - WORKER'S COMP ADMIN FEES	0	0	445	0	445	0	445	445
TOTAL ALLOCATED COSTS	0	0	445	0	445	0	445	445
TOTAL NON DEPARTMENT MANAGED COSTS	0	0	445	0	445	0	445	445
TOTAL EXPENDITURES	0	15,903	23,803	11,786	15,413	23,358	(7,945)	445

2021 DEPARTMENT BUDGET/FORECAST REPORT - GENERAL FUND (100) / ORG - 1322 - CAPITAL PROJECTS
AS OF 7/31/2020/ (21.5 PayPeriods - 82.69% of Year Lapsed)

	YEAR OVER YEAR INFORMATION						YOY VARIANCE (100%)	
	2018 Actual	2019 Actual	2020 Budget	2020 YTD	2020 Run	2021 Commission Budget	2020 R V 2021 B	2020 B V 2021 B
TOTAL FUND REDUCTIONS	0	15,903	23,803	11,786	15,413	23,358	(7,945)	445

NOTES

- 2020 RUN =

Revenues = Finance Forecast

Expenses

- Personnel = YTD Costs/Number of Payroll Periods completed * 26 (total payroll periods in a year)
- Debt Service, Transfers from/To, Payments to Others, Worker's Comp Admin Fees, Insurance & Other Benefits = Budget unless YTD actual is greater
- All other expenses = (YTD Costs / # months completed -1) * 12 months

2021 DEPARTMENT BUDGET/FORECAST REPORT - GENERAL FUND (100) / ORG - 1510 - BUDGETING & FINANCIAL SERVICES

AS OF 7/31/2020/ (21.5 PayPeriods - 82.69% of Year Lapsed)

	YEAR OVER YEAR INFORMATION						YOY VARIANCE (100%)	
	2018 Actual	2019 Actual	2020 Budget	2020 YTD	2020 Run	2021 Commission Budget	2020 R V 2021 B	2020 B V 2021 B
GENERAL FUND (100)								
BUDGETING & FINANCIAL SERVICES								
EXPENDITURES								
DEPARTMENT MANAGED COSTS								
PERSONNEL (ALL 51S EXCEPT WC)								
511100 - REGULAR EMPLOYEES	427,017	529,007	573,147	487,125	589,081	587,502	1,579	(14,355)
511104 - SALARY CONTINGENCY	0	0	11,332	0	0	11,332	(11,332)	0
511115 - PERFECT ATTENDANCE	1,304	1,343	0	1,383	1,383	0	1,383	0
511200 - PART TIME/TEMP EMPLOYEES	4,327	288	0	0	0	0	0	0
511300 - OVERTIME	29	64	0	0	0	0	0	0
TOTAL COMPENSATION	432,678	530,702	584,479	488,508	590,465	598,834	(8,369)	(14,355)
512101 - GROUP INSURANCE - HEALTH	70,488	73,032	57,362	54,410	65,798	83,609	(17,811)	(26,247)
512102 - GROUP INSURANCE - LIFE	586	617	642	552	668	664	4	(22)
512103 - GROUP INSURANCE - DENTAL	2,079	2,306	2,051	1,858	2,247	2,402	(155)	(351)
512104 - GROUP INSURANCE-LONG TERM DIS	1,094	1,357	1,427	1,216	1,471	1,503	(32)	(76)
512105 - GROUP INSURANCE-SHORT TERM DIS	231	242	257	217	262	259	3	(2)
512106 - EMPLOYEE ASSISTANCE PROGRAM	37	74	83	69	83	90	(7)	(7)
512403 - DEFINED BENEFIT PLAN	44,456	72,647	85,972	72,598	87,793	94,000	(6,207)	(8,028)
TOTAL BENEFITS	118,971	150,274	147,794	130,920	158,322	182,527	(24,205)	(34,733)
512200 - SOCIAL SECURITY (FICA) CONT	24,972	31,129	35,535	28,841	34,877	36,425	(1,548)	(890)
512300 - MEDICARE	5,840	7,279	8,311	6,745	8,157	8,519	(362)	(208)
TOTAL PAYROLL TAXES	30,812	38,408	43,846	35,586	43,034	44,944	(1,910)	(1,098)
TOTAL PERSONNEL (ALL 51S EXCEPT WC)	582,461	719,385	776,119	655,014	791,821	826,305	(34,484)	(50,186)

2021 DEPARTMENT BUDGET/FORECAST REPORT - GENERAL FUND (100) / ORG - 1510 - BUDGETING & FINANCIAL SERVICES
AS OF 7/31/2020/ (21.5 PayPeriods - 82.69% of Year Lapsed)

	YEAR OVER YEAR INFORMATION						YOY VARIANCE (100%)	
	2018 Actual	2019 Actual	2020 Budget	2020 YTD	2020 Run	2021 Commission Budget	2020 R V 2021 B	2020 B V 2021 B
OPERATING COSTS (52S AND 53S)								
521200 - PROFESSIONAL SERVICES	55,000	63,835	65,000	66,258	88,344	65,000	23,344	0
522200 - REPAIRS AND MAINTENANCE	110	0	1,000	458	611	1,000	(389)	0
522204 - EQUIPMENT SERVICE AGREEMENTS	625	625	575	0	0	575	(575)	0
522320 - RENTAL OF EQUIPMENT AND VEHICL	1,870	1,337	2,774	341	455	2,774	(2,319)	0
523201 - CELL PHONE	437	406	500	158	210	500	(290)	0
523250 - POSTAGE	5,731	6,274	5,800	4,836	6,448	5,800	648	0
523400 - PRINTING AND BINDING	1,549	3,079	4,154	2,552	3,402	4,154	(752)	0
523500 - TRAVEL	4,617	6,718	9,502	1,691	2,254	9,502	(7,248)	0
523600 - DUES AND FEES	3,088	2,539	1,900	3,582	4,776	1,900	2,876	0
523700 - EDUCATION AND TRAINING	2,790	3,675	4,190	(220)	(293)	4,190	(4,483)	0
531100 - GENERAL SUPPLIES AND MATERIALS	9,634	10,802	10,200	10,318	13,758	10,200	3,558	0
531300 - FOOD	119	66	500	159	212	500	(288)	0
531600 - SMALL EQUIPMENT	3,133	0	1,000	0	0	1,000	(1,000)	0
531650 - OTHER MISCELLANEOUS EQUIPMENT	0	0	0	3,080	4,106	0	4,106	0
531660 - NON ASSET COMPUTER EQUIPMENT	13,770	4,421	6,426	4,202	5,603	6,426	(823)	0
TOTAL OPERATING COSTS (52S AND 53S)	102,474	103,777	113,521	97,415	129,887	113,521	16,366	0
CAPITAL (54S)								
TOTAL DEPARTMENT MANAGED COSTS	684,934	823,162	889,640	752,430	921,708	939,826	(18,118)	(50,186)
NON DEPARTMENT MANAGED COSTS								
ALLOCATED COSTS								
512700 - WORKER'S COMP ADMIN FEES	1,816	1,743	2,018	2,044	2,044	2,067	(23)	(49)
512701 - WORKERS COMP CLAIMS	589	0	374	451	602	287	315	87
522110 - DISPOSAL	104	113	126	95	126	126	0	0
522130 - CUSTODIAL SERVICES	4,392	4,944	5,226	4,355	5,807	5,592	215	(366)
522140 - LAWN CARE	893	892	892	800	1,067	892	175	0
522218 - PEST CONTROL	26	24	25	17	23	25	(2)	0
523100 - INSURANCE, OTHER BENEFITS	2,055	2,491	2,414	2,643	2,643	2,938	(295)	(524)
523200 - COMMUNICATIONS - ALLOCATED	6,351	5,599	5,940	4,843	6,457	5,940	517	0
523920 - DOCUMENT SERVICES	474	478	474	154	206	482	(276)	(8)
531210 - WATER/SEWER	334	284	486	484	645	972	(327)	(486)
531230 - ELECTRICITY	5,547	7,255	7,020	6,216	8,287	7,452	835	(432)
TOTAL ALLOCATED COSTS	22,582	23,824	24,995	22,101	27,906	26,773	1,133	(1,778)
TOTAL NON DEPARTMENT MANAGED COSTS	22,582	23,824	24,995	22,101	27,906	26,773	1,133	(1,778)

2021 DEPARTMENT BUDGET/FORECAST REPORT - GENERAL FUND (100) / ORG - 1510 - BUDGETING & FINANCIAL SERVICES
AS OF 7/31/2020/ (21.5 PayPeriods - 82.69% of Year Lapsed)

	YEAR OVER YEAR INFORMATION						YOY VARIANCE (100%)	
	2018 Actual	2019 Actual	2020 Budget	2020 YTD	2020 Run	2021 Commission Budget	2020 R V 2021 B	2020 B V 2021 B
TOTAL EXPENDITURES	707,516	846,986	914,635	774,531	949,614	966,599	(16,985)	(51,964)
TOTAL FUND REDUCTIONS	707,516	846,986	914,635	774,531	949,614	966,599	(16,985)	(51,964)

NOTES

- 2020 RUN =

  Revenues = Finance Forecast

  Expenses
  - Personnel = YTD Costs/Number of Payroll Periods completed * 26 (total payroll periods in a year)
  - Debt Service, Transfers from/To, Payments to Others, Worker's Comp Admin Fees, Insurance & Other Benefits = Budget unless YTD actual is greater
  - All other expenses = (YTD Costs / # months completed -1) * 12 months

CHEROKEE COUNTY BOARD OF COMMISSIONERS
FINANCE
2021 HEADCOUNT

	2018 Budget				2019 Budget				2020 Budget				2021 Budget			
	FT	PT	SPT	Total	FT	PT	SPT	Total	FT	PT	SPT	Total	FT	PT	SPT	Total
ACCT - ACCOUNTANT	2.00	0.00	0.00	2.00	2.00	0.00	0.00	2.00	2.00	0.00	0.00	2.00	2.00	0.00	0.00	2.00
ACRM - ACCT. & REPORTS MANAGER	0.30	0.00	0.00	0.30	1.00	0.00	0.00	1.00	0.60	0.00	0.00	0.60	0.60	0.00	0.00	0.60
APCL - ACCOUNTS PAYABLE CLERK	1.00	0.00	0.00	1.00	1.00	0.00	0.00	1.00	1.00	0.00	0.00	1.00	1.00	0.00	0.00	1.00
CFO - CHIEF FINANCIAL OFFICER	0.00	0.00	0.00	0.00	0.00	0.00	0.00	0.00	0.80	0.00	0.00	0.80	0.80	0.00	0.00	0.80
FEXM - EXPENDITURES MANAGER	1.00	0.00	0.00	1.00	1.00	0.00	0.00	1.00	1.00	0.00	0.00	1.00	1.00	0.00	0.00	1.00
FIND - FINANCE DIRECTOR	0.85	0.00	0.00	0.85	1.00	0.00	0.00	1.00	0.00	0.00	0.00	0.00	0.00	0.00	0.00	0.00
FNSP - FINANCE SPECIALIST	0.00	0.00	0.00	0.00	0.00	0.00	0.00	0.00	1.00	0.00	0.00	1.00	1.00	0.00	0.00	1.00
FPAM - PLANNING&ANALYSIS MANAGER	0.96	0.00	0.00	0.96	1.00	0.00	0.00	1.00	0.96	0.00	0.00	0.96	0.96	0.00	0.00	0.96
SPMG - STRATEGY & PERFORMANCE MGR	0.00	0.00	0.00	0.00	0.00	0.00	0.00	0.00	0.80	0.00	0.00	0.80	0.80	0.00	0.00	0.80
SPRM - STATISTICS & PERFORMANCE MGR	0.00	0.00	0.00	0.00	1.00	0.00	0.00	1.00	0.00	0.00	0.00	0.00	0.00	0.00	0.00	0.00
SRAP - SENIOR ACCOUNTS PAYABLE CLERK	1.00	0.00	0.00	1.00	1.00	0.00	0.00	1.00	1.00	0.00	0.00	1.00	1.00	0.00	0.00	1.00
STPT - SEASONAL PART TIME	0.00	0.00	1.00	1.00	0.00	0.00	0.00	0.00	0.00	0.00	0.00	0.00	0.00	0.00	0.00	0.00
Total	**7.11**	**0.00**	**1.00**	**8.11**	**9.00**	**0.00**	**0.00**	**9.00**	**9.16**	**0.00**	**0.00**	**9.16**	**9.16**	**0.00**	**0.00**	**9.16**

2021 DEPARTMENT BUDGET/FORECAST REPORT - GENERAL FUND (100) / ORG - 1517 - PURCHASING
AS OF 7/31/2020/ (21.5 PayPeriods - 82.69% of Year Lapsed)

	YEAR OVER YEAR INFORMATION						YOY VARIANCE (100%)	
	2018 Actual	2019 Actual	2020 Budget	2020 YTD	2020 Run	2021 Commission Budget	2020 R V 2021 B	2020 B V 2021 B
GENERAL FUND (100)								
PURCHASING								
EXPENDITURES								
DEPARTMENT MANAGED COSTS								
PERSONNEL (ALL 51S EXCEPT WC)								
511100 - REGULAR EMPLOYEES	182,245	190,581	229,828	177,974	215,224	226,966	(11,742)	2,862
511115 - PERFECT ATTENDANCE	0	526	0	569	569	0	569	0
511116 - SHORT TERM DISABILITY PAY	0	0	0	1,281	1,549	0	1,549	0
TOTAL COMPENSATION	182,245	191,107	229,828	179,824	217,343	226,966	(9,623)	2,862
512101 - GROUP INSURANCE - HEALTH	23,624	26,975	39,780	32,011	38,711	37,147	1,564	2,633
512102 - GROUP INSURANCE - LIFE	252	206	227	212	256	217	39	10
512103 - GROUP INSURANCE - DENTAL	784	796	1,227	1,056	1,276	1,143	133	84
512104 - GROUP INSURANCE-LONG TERM DIS	473	456	503	470	569	483	86	20
512105 - GROUP INSURANCE-SHORT TERM DIS	95	73	85	87	106	85	21	0
512106 - EMPLOYEE ASSISTANCE PROGRAM	16	23	27	28	34	36	(2)	(9)
512403 - DEFINED BENEFIT PLAN	18,876	26,315	34,474	26,839	32,457	36,315	(3,858)	(1,841)
TOTAL BENEFITS	44,120	54,844	76,323	60,703	73,408	75,426	(2,018)	897
512200 - SOCIAL SECURITY (FICA) CONT	10,749	11,184	14,249	10,338	12,502	14,072	(1,570)	177
512300 - MEDICARE	2,514	2,616	3,333	2,418	2,924	3,291	(367)	42
TOTAL PAYROLL TAXES	13,263	13,799	17,582	12,756	15,426	17,363	(1,937)	219
512600 - UNEMPLOYMENT INSURANCE	0	0	0	1,910	2,310	0	2,310	0
TOTAL OTHER PERSONEL RELATED COSTS	0	0	0	1,910	2,310	0	2,310	0
TOTAL PERSONNEL (ALL 51S EXCEPT WC)	239,628	259,751	323,733	255,193	308,487	319,755	(11,268)	3,978

2021 DEPARTMENT BUDGET/FORECAST REPORT - GENERAL FUND (100) / ORG - 1517 - PURCHASING
AS OF 7/31/2020/ (21.5 PayPeriods - 82.69% of Year Lapsed)

	YEAR OVER YEAR INFORMATION						YOY VARIANCE (100%)	
	2018 Actual	2019 Actual	2020 Budget	2020 YTD	2020 Run	2021 Commission Budget	2020 R V 2021 B	2020 B V 2021 B
OPERATING COSTS (52S AND 53S)								
521200 - PROFESSIONAL SERVICES	1,500	2,138	6,200	5,363	7,151	6,400	751	(200)
522320 - RENTAL OF EQUIPMENT AND VEHICL	6,000	(6)	0	341	455	0	455	0
523201 - CELL PHONE	437	406	600	271	362	600	(238)	0
523250 - POSTAGE	20	44	300	110	146	300	(154)	0
523300 - ADVERTISING	0	55	300	0	0	0	0	300
523400 - PRINTING AND BINDING	0	0	50	0	0	50	(50)	0
523500 - TRAVEL	0	633	765	0	0	1,200	(1,200)	(435)
523600 - DUES AND FEES	381	298	675	0	0	900	(900)	(225)
523700 - EDUCATION AND TRAINING	0	1,599	3,000	0	0	4,000	(4,000)	(1,000)
531100 - GENERAL SUPPLIES AND MATERIALS	2,013	2,047	2,500	2,609	3,478	2,500	978	0
531300 - FOOD	211	137	225	201	268	400	(132)	(175)
531600 - SMALL EQUIPMENT	75	0	0	0	0	0	0	0
531660 - NON ASSET COMPUTER EQUIPMENT	1,835	448	2,637	3,400	4,534	0	4,534	2,637
TOTAL OPERATING COSTS (52S AND 53S)	12,471	7,799	17,252	12,296	16,394	16,350	44	902
CAPITAL (54S)								
TOTAL DEPARTMENT MANAGED COSTS	252,099	267,550	340,985	267,489	324,881	336,105	(11,224)	4,880
NON DEPARTMENT MANAGED COSTS								
ALLOCATED COSTS								
512700 - WORKER'S COMP ADMIN FEES	512	735	667	675	675	903	(228)	(236)
522110 - DISPOSAL	39	42	47	35	47	47	0	0
522130 - CUSTODIAL SERVICES	1,644	1,848	1,954	1,628	2,171	2,090	81	(136)
522140 - LAWN CARE	334	334	334	299	399	334	65	0
522218 - PEST CONTROL	10	9	10	6	9	10	(1)	0
523100 - INSURANCE, OTHER BENEFITS	881	895	710	817	817	1,158	(341)	(448)
523200 - COMMUNICATIONS - ALLOCATED	2,406	2,117	2,400	1,841	2,455	2,400	55	0
523920 - DOCUMENT SERVICES	168	170	168	66	88	172	(84)	(4)
531210 - WATER/SEWER	124	105	180	179	239	360	(121)	(180)
531230 - ELECTRICITY	2,055	2,687	2,600	2,302	3,069	2,760	309	(160)
TOTAL ALLOCATED COSTS	8,171	8,942	9,070	7,849	9,969	10,234	(265)	(1,164)
TOTAL NON DEPARTMENT MANAGED COSTS	8,171	8,942	9,070	7,849	9,969	10,234	(265)	(1,164)
TOTAL EXPENDITURES	260,270	276,492	350,055	275,339	334,850	346,339	(11,489)	3,716

2021 DEPARTMENT BUDGET/FORECAST REPORT - GENERAL FUND (100) / ORG - 1517 - PURCHASING
AS OF 7/31/2020/ (21.5 PayPeriods - 82.69% of Year Lapsed)

	YEAR OVER YEAR INFORMATION						YOY VARIANCE (100%)	
	2018 Actual	2019 Actual	2020 Budget	2020 YTD	2020 Run	2021 Commission Budget	2020 R V 2021 B	2020 B V 2021 B
TOTAL FUND REDUCTIONS	260,270	276,492	350,055	275,339	334,850	346,339	(11,489)	3,716

NOTES

- 2020 RUN =

Revenues = Finance Forecast

Expenses

- Personnel = YTD Costs/Number of Payroll Periods completed * 26 (total payroll periods in a year)
- Debt Service, Transfers from/To, Payments to Others, Worker's Comp Admin Fees, Insurance & Other Benefits = Budget unless YTD actual is greater
- All other expenses = (YTD Costs / # months completed -1) * 12 months

CHEROKEE COUNTY BOARD OF COMMISSIONERS
PURCHASING
2021 HEADCOUNT

	2018 Budget				2019 Budget				2020 Budget				2021 Budget			
	FT	PT	SPT	Total	FT	PT	SPT	Total	FT	PT	SPT	Total	FT	PT	SPT	Total
COMR - CONTRACT MANAGER	1.00	0.00	0.00	1.00	1.00	0.00	0.00	1.00	0.00	0.00	0.00	0.00	0.00	0.00	0.00	0.00
DRPR - DIR PURCHASING	0.00	0.00	0.00	0.00	0.00	0.00	0.00	0.00	0.00	0.00	0.00	0.00	1.00	0.00	0.00	1.00
PSLP - PROCUR. SPEC	0.00	0.00	0.00	0.00	0.00	0.00	0.00	0.00	0.00	0.00	0.00	0.00	1.00	0.00	0.00	1.00
PSPL - PROCUR. SPECIALIST	0.00	0.00	0.00	0.00	0.00	0.00	0.00	0.00	1.00	0.00	0.00	1.00	1.00	0.00	0.00	1.00
RMDM - DIR PURCH	1.00	0.00	0.00	1.00	1.00	0.00	0.00	1.00	1.00	0.00	0.00	1.00	0.00	0.00	0.00	0.00
SFPS - SR. FIN/PROCUR. SPEC	1.00	0.00	0.00	1.00	1.00	0.00	0.00	1.00	2.00	0.00	0.00	2.00	1.00	0.00	0.00	1.00
Total	**3.00**	**0.00**	**0.00**	**3.00**	**3.00**	**0.00**	**0.00**	**3.00**	**4.00**	**0.00**	**0.00**	**4.00**	**4.00**	**0.00**	**0.00**	**4.00**

2021 DEPARTMENT BUDGET/FORECAST REPORT - GENERAL FUND (100) / ORG - 1535 - INFORMATION TECHNOLOGY SYSTEMS
AS OF 7/31/2020/ (21.5 PayPeriods - 82.69% of Year Lapsed)

	YEAR OVER YEAR INFORMATION						YOY VARIANCE (100%)	
	2018 Actual	2019 Actual	2020 Budget	2020 YTD	2020 Run	2021 Commission Budget	2020 R V 2021 B	2020 B V 2021 B
GENERAL FUND (100)								
INFORMATION TECHNOLOGY SYSTEMS								
EXPENDITURES								
DEPARTMENT MANAGED COSTS								
PERSONNEL (ALL 51S EXCEPT WC)								
511100 - REGULAR EMPLOYEES	956,610	1,076,719	1,225,409	995,238	1,203,543	1,356,428	(152,885)	(131,019)
511115 - PERFECT ATTENDANCE	1,767	1,305	0	660	660	0	660	0
511200 - PART TIME/TEMP EMPLOYEES	13,334	18,808	25,709	14,182	17,150	0	17,150	25,709
511300 - OVERTIME	4,081	3,522	8,634	2,997	3,624	8,979	(5,355)	(345)
TOTAL COMPENSATION	975,792	1,100,353	1,259,752	1,013,077	1,224,978	1,365,407	(140,429)	(105,655)
512101 - GROUP INSURANCE - HEALTH	79,372	107,123	108,934	100,427	121,447	164,573	(43,126)	(55,639)
512102 - GROUP INSURANCE - LIFE	1,292	1,258	1,430	1,168	1,412	1,622	(210)	(192)
512103 - GROUP INSURANCE - DENTAL	3,454	3,946	4,446	4,157	5,027	5,890	(863)	(1,444)
512104 - GROUP INSURANCE-LONG TERM DIS	2,411	2,765	3,093	2,565	3,102	3,303	(201)	(210)
512105 - GROUP INSURANCE-SHORT TERM DIS	454	423	816	384	464	739	(275)	77
512106 - EMPLOYEE ASSISTANCE PROGRAM	72	135	153	122	147	167	(20)	(14)
512403 - DEFINED BENEFIT PLAN	99,706	148,670	185,107	149,037	180,230	218,465	(38,235)	(33,358)
TOTAL BENEFITS	186,760	264,320	303,979	257,860	311,830	394,759	(82,929)	(90,780)
512200 - SOCIAL SECURITY (FICA) CONT	58,394	66,056	78,104	60,516	73,182	84,655	(11,473)	(6,551)
512300 - MEDICARE	13,657	15,449	18,266	14,153	17,115	19,799	(2,684)	(1,533)
TOTAL PAYROLL TAXES	72,051	81,504	96,370	74,669	90,297	104,454	(14,157)	(8,084)
TOTAL PERSONNEL (ALL 51S EXCEPT WC)	1,234,604	1,446,177	1,660,101	1,345,605	1,627,105	1,864,620	(237,515)	(204,519)

2021 DEPARTMENT BUDGET/FORECAST REPORT - GENERAL FUND (100) / ORG - 1535 - INFORMATION TECHNOLOGY SYSTEMS
AS OF 7/31/2020/ (21.5 PayPeriods - 82.69% of Year Lapsed)

	YEAR OVER YEAR INFORMATION						YOY VARIANCE (100%)	
	2018 Actual	2019 Actual	2020 Budget	2020 YTD	2020 Run	2021 Commission Budget	2020 R V 2021 B	2020 B V 2021 B
OPERATING COSTS (52S AND 53S)								
521200 - PROFESSIONAL SERVICES	32,436	77,388	77,450	78,025	104,033	78,204	25,829	(754)
522200 - REPAIRS AND MAINTENANCE	4,885	650	6,500	255	340	6,500	(6,160)	0
522202 - VEHICLE MAINTENANCE	375	469	500	295	394	500	(106)	0
522320 - RENTAL OF EQUIPMENT AND VEHICL	787	(6)	800	341	455	500	(45)	300
523201 - CELL PHONE	8,082	7,819	9,800	6,901	9,202	9,000	202	800
523202 - COMMUNICATIONS - NON ALLOCATED	155,934	157,863	154,933	143,643	191,523	180,291	11,232	(25,358)
523250 - POSTAGE	0	43	200	0	0	100	(100)	100
523300 - ADVERTISING	0	0	300	183	244	150	94	150
523500 - TRAVEL	2,769	1,183	2,000	0	0	1,500	(1,500)	500
523700 - EDUCATION AND TRAINING	10,038	14,751	19,000	5,965	7,953	15,500	(7,547)	3,500
531100 - GENERAL SUPPLIES AND MATERIALS	3,298	5,513	4,800	3,796	5,062	4,800	262	0
531270 - GASOLINE	646	781	750	458	610	750	(140)	0
531300 - FOOD	714	507	1,200	357	475	1,000	(525)	200
531600 - SMALL EQUIPMENT	3,096	4,965	4,900	4,458	5,944	4,900	1,044	0
531660 - NON ASSET COMPUTER EQUIPMENT	791,658	885,198	938,928	856,837	1,142,449	812,541	329,908	126,387
TOTAL OPERATING COSTS (52S AND 53S)	1,014,718	1,157,124	1,222,061	1,101,513	1,468,684	1,116,236	352,448	105,825
CAPITAL (54S)								
542200 - VEHICLES	0	20,373	0	0	0	0	0	0
542400 - COMPUTERS	86,436	46,324	46,308	12,931	17,241	47,000	(29,759)	(692)
TOTAL CAPITAL (54S)	86,436	66,697	46,308	12,931	17,241	47,000	(29,759)	(692)
UNCLASSIFIED								
TOTAL DEPARTMENT MANAGED COSTS	2,335,758	2,669,998	2,928,470	2,460,050	3,113,031	3,027,856	85,175	(99,386)
NON DEPARTMENT MANAGED COSTS								

2021 DEPARTMENT BUDGET/FORECAST REPORT - GENERAL FUND (100) / ORG - 1535 - INFORMATION TECHNOLOGY SYSTEMS
AS OF 7/31/2020/ (21.5 PayPeriods - 82.69% of Year Lapsed)

	YEAR OVER YEAR INFORMATION						YOY VARIANCE (100%)	
	2018 Actual	2019 Actual	2020 Budget	2020 YTD	2020 Run	2021 Commission Budget	2020 R V 2021 B	2020 B V 2021 B
ALLOCATED COSTS								
512700 - WORKER'S COMP ADMIN FEES	3,325	3,897	3,761	3,809	3,809	4,067	(258)	(306)
512701 - WORKERS COMP CLAIMS	0	210	0	0	0	0	0	0
522110 - DISPOSAL	185	202	225	168	224	225	(1)	0
522130 - CUSTODIAL SERVICES	7,884	8,868	9,377	7,814	10,419	10,034	385	(657)
522140 - LAWN CARE	1,568	1,601	1,601	1,436	1,915	1,601	314	0
522218 - PEST CONTROL	46	42	46	31	41	46	(5)	0
523100 - INSURANCE, OTHER BENEFITS	38,057	5,504	5,243	5,861	5,861	7,053	(1,192)	(1,810)
523200 - COMMUNICATIONS - ALLOCATED	9,032	8,564	8,700	7,219	9,625	8,700	925	0
523920 - DOCUMENT SERVICES	681	692	681	374	499	700	(201)	(19)
531210 - WATER/SEWER	595	506	864	860	1,147	1,728	(581)	(864)
531230 - ELECTRICITY	9,862	12,898	12,480	11,050	14,733	13,248	1,485	(768)
TOTAL ALLOCATED COSTS	71,235	42,984	42,978	38,622	48,273	47,402	871	(4,424)
TOTAL NON DEPARTMENT MANAGED COSTS	71,235	42,984	42,978	38,622	48,273	47,402	871	(4,424)
TOTAL EXPENDITURES	2,406,993	2,712,982	2,971,448	2,498,672	3,161,304	3,075,258	86,046	(103,810)
TOTAL FUND REDUCTIONS	2,406,993	2,712,982	2,971,448	2,498,672	3,161,304	3,075,258	86,046	(103,810)

NOTES

- 2020 RUN =

  Revenues = Finance Forecast

  Expenses
  - Personnel = YTD Costs/Number of Payroll Periods completed * 26 (total payroll periods in a year)
  - Debt Service, Transfers from/To, Payments to Others, Worker's Comp Admin Fees, Insurance & Other Benefits = Budget unless YTD actual is greater
  - All other expenses = (YTD Costs / # months completed -1) * 12 months

CHEROKEE COUNTY BOARD OF COMMISSIONERS
INFORMATION TECHNOLOGY
2021 HEADCOUNT

	2018 Budget				2019 Budget				2020 Budget				2021 Budget			
	FT	PT	SPT	Total	FT	PT	SPT	Total	FT	PT	SPT	Total	FT	PT	SPT	Total
ASIT - ASSISTANT IT DIRECTOR	1.00	0.00	0.00	1.00	1.00	0.00	0.00	1.00	1.00	0.00	0.00	1.00	1.00	0.00	0.00	1.00
ASMG - APPLICATION SERVICES MANAGER	0.00	0.00	0.00	0.00	0.00	0.00	0.00	0.00	0.00	0.00	0.00	0.00	1.00	0.00	0.00	1.00
BA - BUSINESS ANALYST	1.00	0.00	0.00	1.00	2.00	0.00	0.00	2.00	2.00	0.00	0.00	2.00	2.00	0.00	0.00	2.00
BADM - BUISINESS ANALYST DATA MANAGER	1.00	0.00	0.00	1.00	1.00	0.00	0.00	1.00	2.00	0.00	0.00	2.00	2.00	0.00	0.00	2.00
CIO - CHIEF INFORMATION OFFICER	1.00	0.00	0.00	1.00	1.00	0.00	0.00	1.00	1.00	0.00	0.00	1.00	1.00	0.00	0.00	1.00
ENSM - ENTERPRISE NETWORK SYSTEM MNGR	1.00	0.00	0.00	1.00	1.00	0.00	0.00	1.00	1.00	0.00	0.00	1.00	0.00	0.00	0.00	0.00
INSA - INFRASTRUCTURE SYSTEMS ADMIN	0.00	0.00	0.00	0.00	0.00	0.00	0.00	0.00	0.00	0.00	0.00	0.00	1.00	0.00	0.00	1.00
ISA - INFRASTRUCTURE SYST ENGINEER	0.00	0.00	0.00	0.00	0.00	0.00	0.00	0.00	0.00	0.00	0.00	0.00	1.00	0.00	0.00	1.00
ISM - INFRASTRUCTURE SYST MNGR	1.00	0.00	0.00	1.00	1.00	0.00	0.00	1.00	1.00	0.00	0.00	1.00	0.00	0.00	0.00	0.00
ISSM - INFRASTRUCTURE SERV/SEC MGR	0.00	0.00	0.00	0.00	0.00	0.00	0.00	0.00	0.00	0.00	0.00	0.00	1.00	0.00	0.00	1.00
ITSM - INFO SECURITY MANAGER	1.00	0.00	0.00	1.00	1.00	0.00	0.00	1.00	1.00	0.00	0.00	1.00	1.00	0.00	0.00	1.00
NWA - NETWORK ANALYST	0.00	0.00	0.00	0.00	1.00	0.00	0.00	1.00	0.75	0.00	0.00	0.75	0.75	0.00	0.00	0.75
PTIN - PT INTERN	0.00	2.00	0.00	2.00	0.00	2.00	0.00	2.00	0.00	3.00	0.00	3.00	0.00	0.00	0.00	0.00
SADM - SR BUSI ANALYST/DATA MNGR	1.00	0.00	0.00	1.00	1.00	0.00	0.00	1.00	1.00	0.00	0.00	1.00	0.00	0.00	0.00	0.00
SSS1 - SYSTEMS SUPPORT SPECIALIST I	3.00	0.00	0.00	3.00	3.00	0.00	0.00	3.00	2.00	0.00	0.00	2.00	1.00	0.00	0.00	1.00
SSS2 - SYSTEMS SUPPORT SPECIALIST II	3.00	0.00	0.00	3.00	3.00	0.00	0.00	3.00	4.00	0.00	0.00	4.00	4.00	0.00	0.00	4.00
TSMG - TECHNOLOGY SERVICES MANAGER	0.00	0.00	0.00	0.00	0.00	0.00	0.00	0.00	0.00	0.00	0.00	0.00	1.00	0.00	0.00	1.00
Total	**14.00**	**2.00**	**0.00**	**16.00**	**16.00**	**2.00**	**0.00**	**18.00**	**16.75**	**3.00**	**0.00**	**19.75**	**17.75**	**0.00**	**0.00**	**17.75**

2021 DEPARTMENT BUDGET/FORECAST REPORT - GENERAL FUND (100) / ORG - 1536 - GEOGRAPHICAL INFORMATION SYSTE
AS OF 7/31/2020/ (21.5 PayPeriods - 82.69% of Year Lapsed)

	YEAR OVER YEAR INFORMATION						YOY VARIANCE (100%)	
	2018 Actual	2019 Actual	2020 Budget	2020 YTD	2020 Run	2021 Commission Budget	2020 R V 2021 B	2020 B V 2021 B
GENERAL FUND (100)								
GEOGRAPHICAL INFORMATION SYSTE								
EXPENDITURES								
DEPARTMENT MANAGED COSTS								
PERSONNEL (ALL 51S EXCEPT WC)								
511100 - REGULAR EMPLOYEES	152,956	158,588	162,720	133,858	161,875	175,075	(13,200)	(12,355)
511115 - PERFECT ATTENDANCE	1,297	787	0	810	810	0	810	0
TOTAL COMPENSATION	154,253	159,375	162,720	134,669	162,685	175,075	(12,390)	(12,355)
512101 - GROUP INSURANCE - HEALTH	23,038	23,251	12,938	12,563	15,193	19,156	(3,963)	(6,218)
512102 - GROUP INSURANCE - LIFE	212	192	192	162	196	198	(2)	(6)
512103 - GROUP INSURANCE - DENTAL	659	621	454	415	502	526	(24)	(72)
512104 - GROUP INSURANCE-LONG TERM DIS	397	422	424	356	430	436	(6)	(12)
512105 - GROUP INSURANCE-SHORT TERM DIS	90	85	85	71	86	85	1	0
512106 - EMPLOYEE ASSISTANCE PROGRAM	16	27	27	23	27	27	0	0
512403 - DEFINED BENEFIT PLAN	15,977	21,947	24,408	20,088	24,293	28,012	(3,719)	(3,604)
TOTAL BENEFITS	40,389	46,544	38,528	33,678	40,726	48,440	(7,714)	(9,912)
512200 - SOCIAL SECURITY (FICA) CONT	9,144	9,532	10,089	8,081	9,773	11,232	(1,459)	(1,143)
512300 - MEDICARE	2,139	2,229	2,360	1,890	2,286	2,627	(341)	(267)
TOTAL PAYROLL TAXES	11,283	11,761	12,449	9,971	12,059	13,859	(1,800)	(1,410)
TOTAL PERSONNEL (ALL 51S EXCEPT WC)	205,925	217,681	213,697	178,318	215,470	237,374	(21,904)	(23,677)
OPERATING COSTS (52S AND 53S)								
521200 - PROFESSIONAL SERVICES	48,560	148,660	55,100	0	0	43,418	(43,418)	11,682
522200 - REPAIRS AND MAINTENANCE	0	0	2,000	345	460	1,000	(540)	1,000
523201 - CELL PHONE	977	953	1,312	813	1,084	1,020	64	292
523250 - POSTAGE	50	0	350	0	0	100	(100)	250
523300 - ADVERTISING	0	0	200	0	0	100	(100)	100
523500 - TRAVEL	252	43	2,840	22	29	540	(511)	2,300
523600 - DUES AND FEES	0	0	120	0	0	120	(120)	0
523700 - EDUCATION AND TRAINING	8,180	1,374	8,060	205	273	8,060	(7,787)	0
531100 - GENERAL SUPPLIES AND MATERIALS	876	3,255	3,500	2,810	3,746	3,000	746	500
531300 - FOOD	104	158	500	129	172	500	(328)	0
531660 - NON ASSET COMPUTER EQUIPMENT	42,195	29,234	42,225	38,449	51,266	40,850	10,416	1,375
TOTAL OPERATING COSTS (52S AND 53S)	101,195	183,676	116,207	42,773	57,030	98,708	(41,678)	17,499

2021 DEPARTMENT BUDGET/FORECAST REPORT - GENERAL FUND (100) / ORG - 1536 - GEOGRAPHICAL INFORMATION SYSTE
AS OF 7/31/2020/ (21.5 PayPeriods - 82.69% of Year Lapsed)

	YEAR OVER YEAR INFORMATION						YOY VARIANCE (100%)	
	2018 Actual	2019 Actual	2020 Budget	2020 YTD	2020 Run	2021 Commission Budget	2020 R V 2021 B	2020 B V 2021 B
CAPITAL (54S)								
542400 - COMPUTERS	8,415	5,547	6,000	0	0	6,000	(6,000)	0
TOTAL CAPITAL (54S)	8,415	5,547	6,000	0	0	6,000	(6,000)	0
TOTAL DEPARTMENT MANAGED COSTS	315,535	406,904	335,904	221,090	272,501	342,082	(69,581)	(6,178)
NON DEPARTMENT MANAGED COSTS								
ALLOCATED COSTS								
512700 - WORKER'S COMP ADMIN FEES	767	735	667	675	675	677	(2)	(10)
522110 - DISPOSAL	73	80	89	67	89	89	0	0
522130 - CUSTODIAL SERVICES	3,120	3,504	3,712	3,093	4,124	3,972	152	(260)
522140 - LAWN CARE	632	634	634	569	758	634	124	0
522218 - PEST CONTROL	18	17	18	12	16	18	(2)	0
523100 - INSURANCE, OTHER BENEFITS	881	1,270	994	1,101	1,101	1,156	(55)	(162)
523200 - COMMUNICATIONS - ALLOCATED	3,560	3,023	3,300	2,635	3,513	3,300	213	0
523920 - DOCUMENT SERVICES	189	192	189	88	117	194	(77)	(5)
531210 - WATER/SEWER	235	200	342	340	454	684	(230)	(342)
531230 - ELECTRICITY	3,904	5,105	4,940	4,374	5,832	5,244	588	(304)
TOTAL ALLOCATED COSTS	13,379	14,760	14,885	12,954	16,680	15,968	712	(1,083)
TOTAL NON DEPARTMENT MANAGED COSTS	13,379	14,760	14,885	12,954	16,680	15,968	712	(1,083)
TOTAL EXPENDITURES	328,914	421,664	350,789	234,044	289,180	358,050	(68,870)	(7,261)
TOTAL FUND REDUCTIONS	328,914	421,664	350,789	234,044	289,180	358,050	(68,870)	(7,261)

NOTES

- 2020 RUN =

  Revenues = Finance Forecast

  Expenses
  - Personnel = YTD Costs/Number of Payroll Periods completed * 26 (total payroll periods in a year)
  - Debt Service, Transfers from/To, Payments to Others, Worker's Comp Admin Fees, Insurance & Other Benefits = Budget unless YTD actual is greater
  - All other expenses = (YTD Costs / # months completed -1) * 12 months

CHEROKEE COUNTY BOARD OF COMMISSIONERS
GIS MAPPING DEPT
2021 HEADCOUNT

	2018 Budget				2019 Budget				2020 Budget				2021 Budget			
	FT	PT	SPT	Total	FT	PT	SPT	Total	FT	PT	SPT	Total	FT	PT	SPT	Total
GISA - GIS ANALYST	1.00	0.00	0.00	1.00	1.00	0.00	0.00	1.00	1.00	0.00	0.00	1.00	1.00	0.00	0.00	1.00
GISM - GIS - MAPPING MANAGER	1.00	0.00	0.00	1.00	1.00	0.00	0.00	1.00	1.00	0.00	0.00	1.00	1.00	0.00	0.00	1.00
GIST - GIS SPECIALIST I	1.00	0.00	0.00	1.00	1.00	0.00	0.00	1.00	1.00	0.00	0.00	1.00	1.00	0.00	0.00	1.00
Total	**3.00**	**0.00**	**0.00**	**3.00**	**3.00**	**0.00**	**0.00**	**3.00**	**3.00**	**0.00**	**0.00**	**3.00**	**3.00**	**0.00**	**0.00**	**3.00**

2021 DEPARTMENT BUDGET/FORECAST REPORT - GENERAL FUND (100) / ORG - 1555 - RISK MANAGEMENT
AS OF 7/31/2020/ (21.5 PayPeriods - 82.69% of Year Lapsed)

	YEAR OVER YEAR INFORMATION						YOY VARIANCE (100%)	
	2018 Actual	2019 Actual	2020 Budget	2020 YTD	2020 Run	2021 Commission Budget	2020 R V 2021 B	2020 B V 2021 B
GENERAL FUND (100)								
RISK MANAGEMENT								
EXPENDITURES								
DEPARTMENT MANAGED COSTS								
PERSONNEL (ALL 51S EXCEPT WC)								
511100 - REGULAR EMPLOYEES	0	0	92,700	69,785	84,391	93,600	(9,209)	(900)
511115 - PERFECT ATTENDANCE	0	0	0	1,038	1,038	0	1,038	0
511121 - PAID LEAVE	0	0	0	3,462	4,186	0	4,186	0
TOTAL COMPENSATION	0	0	92,700	74,285	89,615	93,600	(3,985)	(900)
512102 - GROUP INSURANCE - LIFE	0	0	85	83	101	71	30	14
512104 - GROUP INSURANCE-LONG TERM DIS	0	0	189	184	223	241	(18)	(52)
512105 - GROUP INSURANCE-SHORT TERM DIS	0	0	28	24	29	28	1	0
512106 - EMPLOYEE ASSISTANCE PROGRAM	0	0	9	8	9	9	0	0
512403 - DEFINED BENEFIT PLAN	0	0	13,905	11,117	13,444	14,976	(1,532)	(1,071)
TOTAL BENEFITS	0	0	14,216	11,416	13,805	15,325	(1,520)	(1,109)
512200 - SOCIAL SECURITY (FICA) CONT	0	0	5,747	4,582	5,541	5,803	(262)	(56)
512300 - MEDICARE	0	0	1,344	1,072	1,296	1,357	(61)	(13)
TOTAL PAYROLL TAXES	0	0	7,091	5,653	6,836	7,160	(324)	(69)
TOTAL PERSONNEL (ALL 51S EXCEPT WC)	0	0	114,007	91,353	110,256	116,085	(5,829)	(2,078)
OPERATING COSTS (52S AND 53S)								
522202 - VEHICLE MAINTENANCE	0	0	2,000	634	845	2,500	(1,655)	(500)
522320 - RENTAL OF EQUIPMENT AND VEHICL	0	0	0	34	46	0	46	0
523201 - CELL PHONE	0	0	775	402	536	775	(239)	0
523400 - PRINTING AND BINDING	0	0	100	0	0	100	(100)	0
523500 - TRAVEL	0	0	1,030	0	0	1,110	(1,110)	(80)
523600 - DUES AND FEES	0	0	520	85	113	450	(337)	70
523700 - EDUCATION AND TRAINING	0	0	300	0	0	300	(300)	0
531100 - GENERAL SUPPLIES AND MATERIALS	0	0	500	402	536	1,000	(464)	(500)
531270 - GASOLINE	0	0	3,000	410	547	3,640	(3,093)	(640)
TOTAL OPERATING COSTS (52S AND 53S)	0	0	8,225	1,968	2,624	9,875	(7,251)	(1,650)
CAPITAL (54S)								
TOTAL DEPARTMENT MANAGED COSTS	0	0	122,232	93,321	112,880	125,960	(13,080)	(3,728)
NON DEPARTMENT MANAGED COSTS								

2021 DEPARTMENT BUDGET/FORECAST REPORT - GENERAL FUND (100) / ORG - 1555 - RISK MANAGEMENT
AS OF 7/31/2020/ (21.5 PayPeriods - 82.69% of Year Lapsed)

	YEAR OVER YEAR INFORMATION						YOY VARIANCE (100%)	
	2018 Actual	2019 Actual	2020 Budget	2020 YTD	2020 Run	2021 Commission Budget	2020 R V 2021 B	2020 B V 2021 B
ALLOCATED COSTS								
512700 - WORKER'S COMP ADMIN FEES	0	0	0	0	0	226	(226)	(226)
522110 - DISPOSAL	0	0	0	11	14	24	(10)	(24)
522130 - CUSTODIAL SERVICES	0	0	0	326	434	1,045	(611)	(1,045)
522140 - LAWN CARE	0	0	0	219	292	167	125	(167)
522218 - PEST CONTROL	0	0	0	2	3	5	(2)	(5)
523100 - INSURANCE, OTHER BENEFITS	0	0	0	0	0	929	(929)	(929)
523200 - COMMUNICATIONS - ALLOCATED	0	0	0	46	61	360	(299)	(360)
531210 - WATER/SEWER	0	0	0	57	76	180	(104)	(180)
531230 - ELECTRICITY	0	0	0	676	902	1,380	(478)	(1,380)
TOTAL ALLOCATED COSTS	0	0	0	1,337	1,782	4,316	(2,534)	(4,316)
TOTAL NON DEPARTMENT MANAGED COSTS	0	0	0	1,337	1,782	4,316	(2,534)	(4,316)
TOTAL EXPENDITURES	0	0	122,232	94,658	114,662	130,276	(15,614)	(8,044)
TOTAL FUND REDUCTIONS	0	0	122,232	94,658	114,662	130,276	(15,614)	(8,044)

NOTES

- 2020 RUN =

  Revenues = Finance Forecast

  Expenses
  - Personnel = YTD Costs/Number of Payroll Periods completed * 26 (total payroll periods in a year)
  - Debt Service, Transfers from/To, Payments to Others, Worker's Comp Admin Fees, Insurance & Other Benefits = Budget unless YTD actual is greater
  - All other expenses = (YTD Costs / # months completed -1) * 12 months

CHEROKEE COUNTY BOARD OF COMMISSIONERS
RISK MANAGEMENT
2021 HEADCOUNT

	2020 Budget				2021 Budget			
	FT	PT	SPT	Total	FT	PT	SPT	Total
DRRM - DIRECTOR RISK MANAGMENT	0.00	0.00	0.00	0.00	1.00	0.00	0.00	1.00
RSMR - RISK MANAGER	1.00	0.00	0.00	1.00	0.00	0.00	0.00	0.00
Total	**1.00**	**0.00**	**0.00**	**1.00**	**1.00**	**0.00**	**0.00**	**1.00**

2021 DEPARTMENT BUDGET/FORECAST REPORT - GENERAL FUND (100) / ORG - 1565 - FACILITIES MANAGEMENT
AS OF 7/31/2020/ (21.5 PayPeriods - 82.69% of Year Lapsed)

	YEAR OVER YEAR INFORMATION						YOY VARIANCE (100%)	
	2018 Actual	2019 Actual	2020 Budget	2020 YTD	2020 Run	2021 Commission Budget	2020 R V 2021 B	2020 B V 2021 B
GENERAL FUND (100)								
FACILITIES MANAGEMENT								
EXPENDITURES								
DEPARTMENT MANAGED COSTS								
PERSONNEL (ALL 51S EXCEPT WC)								
511100 - REGULAR EMPLOYEES	827,831	902,190	942,493	774,129	936,156	980,193	(44,037)	(37,700)
511104 - SALARY CONTINGENCY	0	0	8,500	0	0	8,500	(8,500)	0
511115 - PERFECT ATTENDANCE	3,830	6,353	0	6,819	6,819	0	6,819	0
511116 - SHORT TERM DISABILITY PAY	0	996	0	0	0	0	0	0
511121 - PAID LEAVE	0	0	0	3,887	4,700	0	4,700	0
511300 - OVERTIME	23,150	22,616	31,987	20,842	25,204	33,267	(8,063)	(1,280)
TOTAL COMPENSATION	854,811	932,154	982,980	805,677	972,879	1,021,960	(49,081)	(38,980)
512101 - GROUP INSURANCE - HEALTH	196,504	247,152	206,547	189,617	229,305	285,398	(56,093)	(78,851)
512102 - GROUP INSURANCE - LIFE	1,094	1,074	1,105	932	1,127	1,148	(21)	(43)
512103 - GROUP INSURANCE - DENTAL	5,793	5,725	5,968	4,906	5,933	6,043	(110)	(75)
512104 - GROUP INSURANCE-LONG TERM DIS	2,031	2,303	2,359	2,026	2,450	2,525	(75)	(166)
512105 - GROUP INSURANCE-SHORT TERM DIS	575	654	680	563	681	680	1	0
512106 - EMPLOYEE ASSISTANCE PROGRAM	114	208	216	179	216	216	0	0
512403 - DEFINED BENEFIT PLAN	88,577	128,298	146,171	120,193	145,350	162,154	(16,804)	(15,983)
TOTAL BENEFITS	294,689	385,413	363,046	318,416	385,061	458,164	(73,103)	(95,118)
512200 - SOCIAL SECURITY (FICA) CONT	48,418	52,733	60,418	45,719	55,288	62,776	(7,488)	(2,358)
512300 - MEDICARE	11,324	12,333	14,130	10,692	12,930	14,681	(1,751)	(551)
TOTAL PAYROLL TAXES	59,741	65,065	74,548	56,411	68,218	77,457	(9,239)	(2,909)
TOTAL PERSONNEL (ALL 51S EXCEPT WC)	1,209,241	1,382,633	1,420,574	1,180,503	1,426,158	1,557,581	(131,423)	(137,007)

2021 DEPARTMENT BUDGET/FORECAST REPORT - GENERAL FUND (100) / ORG - 1565 - FACILITIES MANAGEMENT
AS OF 7/31/2020/ (21.5 PayPeriods - 82.69% of Year Lapsed)

	YEAR OVER YEAR INFORMATION						YOY VARIANCE (100%)	
	2018 Actual	2019 Actual	2020 Budget	2020 YTD	2020 Run	2021 Commission Budget	2020 R V 2021 B	2020 B V 2021 B
OPERATING COSTS (52S AND 53S)								
521200 - PROFESSIONAL SERVICES	67,123	73,963	72,040	38,979	51,972	72,040	(20,068)	0
521300 - TECHNICAL	36,400	19,975	39,744	18,241	24,322	39,744	(15,422)	0
522145 - LANDSCAPE MAINTENANCE	2,550	2,392	5,000	0	0	5,000	(5,000)	0
522200 - REPAIRS AND MAINTENANCE	98,985	125,000	125,492	102,399	136,532	125,492	11,040	0
522202 - VEHICLE MAINTENANCE	11,694	24,463	20,000	10,568	14,090	24,000	(9,910)	(4,000)
522204 - EQUIPMENT SERVICE AGREEMENTS	98,048	74,556	100,350	73,676	98,235	100,350	(2,115)	0
522320 - RENTAL OF EQUIPMENT AND VEHICL	1,238	818	3,162	3,852	5,136	3,162	1,974	0
523201 - CELL PHONE	15,083	10,866	13,040	11,604	15,472	13,040	2,432	0
523250 - POSTAGE	43	38	100	31	41	100	(59)	0
523300 - ADVERTISING	0	0	50	0	0	50	(50)	0
523400 - PRINTING AND BINDING	71	128	100	0	0	100	(100)	0
523600 - DUES AND FEES	3	84	0	0	0	0	0	0
523700 - EDUCATION AND TRAINING	930	25	3,000	4,150	5,533	4,000	1,533	(1,000)
523900 - OTHER PURCHASED SERVICES	292	0	152	0	0	152	(152)	0
531100 - GENERAL SUPPLIES AND MATERIALS	78,331	77,687	74,900	78,194	104,258	74,900	29,358	0
531105 - GENERAL SUPPLIES- CUSTODIAL	41,300	45,156	44,884	25,847	34,462	44,884	(10,422)	0
531130 - GEN SUPPLIES/OPERATIONAL SUPPL	24,984	27,079	31,507	13,601	18,135	31,507	(13,372)	0
531270 - GASOLINE	31,073	33,379	28,000	19,133	25,511	33,000	(7,489)	(5,000)
531300 - FOOD	1,525	1,533	2,000	790	1,053	3,000	(1,947)	(1,000)
531660 - NON ASSET COMPUTER EQUIPMENT	0	0	16,917	10,568	14,091	0	14,091	16,917
531700 - OTHER SUPPLIES	10,535	12,388	9,800	5,454	7,272	10,500	(3,228)	(700)
531712 - UNIFORMS	3,179	3,757	4,000	290	387	4,500	(4,113)	(500)
TOTAL OPERATING COSTS (52S AND 53S)	523,387	533,288	594,238	417,376	556,502	589,521	(33,019)	4,717
CAPITAL (54S)								
541350 - BUILDING IMPROVEMENTS	0	7,660	0	0	0	0	0	0
542200 - VEHICLES	82,325	0	0	0	0	0	0	0
TOTAL CAPITAL (54S)	82,325	7,660	0	0	0	0	0	0
DEBT SERVICE								
581200 - CAPITAL LEASE PRINCIPAL	8,125	9,313	8,600	8,244	8,600	10,590	(1,990)	(1,990)
582200 - CAPITAL LEASE INTEREST	2,248	2,306	2,500	1,438	2,500	1,029	1,471	1,471
TOTAL DEBT SERVICE	10,372	11,619	11,100	9,683	11,100	11,619	(519)	(519)
UNCLASSIFIED								
TOTAL DEPARTMENT MANAGED COSTS	1,825,326	1,935,200	2,025,912	1,607,562	1,993,760	2,158,721	(164,961)	(132,809)
NON DEPARTMENT MANAGED COSTS								

2021 DEPARTMENT BUDGET/FORECAST REPORT - GENERAL FUND (100) / ORG - 1565 - FACILITIES MANAGEMENT
AS OF 7/31/2020/ (21.5 PayPeriods - 82.69% of Year Lapsed)

	YEAR OVER YEAR INFORMATION						YOY VARIANCE (100%)	
	2018 Actual	2019 Actual	2020 Budget	2020 YTD	2020 Run	2021 Commission Budget	2020 R V 2021 B	2020 B V 2021 B
ALLOCATED COSTS								
512700 - WORKER'S COMP ADMIN FEES	2,046	5,539	5,224	5,290	5,290	5,417	(127)	(193)
512701 - WORKERS COMP CLAIMS	56,589	17,015	53,643	62,269	83,025	30,902	52,123	22,741
522110 - DISPOSAL	8	8	9	22	29	84	(55)	(75)
522140 - LAWN CARE	5,873	5,867	5,867	4,425	5,900	6,062	(162)	(195)
522203 - VEHICLE REPAIRS- INSURANCE CLM	0	2,006	0	0	0	0	0	0
522218 - PEST CONTROL	2	77	2	203	270	317	(47)	(315)
523100 - INSURANCE, OTHER BENEFITS	4,787	8,207	12,257	13,193	13,193	18,103	(4,910)	(5,846)
523110 - INSURANCE DEDUCTIBLES	4,432	0	0	2,969	3,959	0	3,959	0
523200 - COMMUNICATIONS - ALLOCATED	5,042	4,943	5,380	4,062	5,416	5,150	266	230
523920 - DOCUMENT SERVICES	166	171	166	176	235	176	59	(10)
531210 - WATER/SEWER	25	21	36	45	61	147	(86)	(111)
531230 - ELECTRICITY	411	537	520	667	889	1,506	(617)	(986)
531520 - NATURAL GAS	0	0	0	13	18	325	(307)	(325)
TOTAL ALLOCATED COSTS	79,381	44,391	83,104	93,334	118,284	68,189	50,095	14,915
TOTAL NON DEPARTMENT MANAGED COSTS	79,381	44,391	83,104	93,334	118,284	68,189	50,095	14,915
TOTAL EXPENDITURES	1,904,707	1,979,591	2,109,016	1,700,896	2,112,044	2,226,910	(114,866)	(117,894)
TOTAL FUND REDUCTIONS	1,904,707	1,979,591	2,109,016	1,700,896	2,112,044	2,226,910	(114,866)	(117,894)

NOTES

- 2020 RUN =

  Revenues = Finance Forecast

  Expenses
  - Personnel = YTD Costs/Number of Payroll Periods completed * 26 (total payroll periods in a year)
  - Debt Service, Transfers from/To, Payments to Others, Worker's Comp Admin Fees, Insurance & Other Benefits = Budget unless YTD actual is greater
  - All other expenses = (YTD Costs / # months completed -1) * 12 months

CHEROKEE COUNTY BOARD OF COMMISSIONERS
FACILITIES MANAGEMENT
2021 HEADCOUNT

	2018 Budget				2019 Budget				2020 Budget				2021 Budget			
	FT	PT	SPT	Total	FT	PT	SPT	Total	FT	PT	SPT	Total	FT	PT	SPT	Total
DRPM - DIRECTOR - PROPERTY MANAGEMENT	1.00	0.00	0.00	1.00	1.00	0.00	0.00	1.00	1.00	0.00	0.00	1.00	1.00	0.00	0.00	1.00
JSUP - JANITORIAL SUPERVISOR	3.00	0.00	0.00	3.00	3.00	0.00	0.00	3.00	3.00	0.00	0.00	3.00	3.00	0.00	0.00	3.00
JTEC - JANITORIAL TECHNICIAN	10.00	0.00	0.00	10.00	10.00	0.00	0.00	10.00	10.00	0.00	0.00	10.00	10.00	0.00	0.00	10.00
MNMG - MAINTENANCE MANAGER	1.00	0.00	0.00	1.00	1.00	0.00	0.00	1.00	1.00	0.00	0.00	1.00	1.00	0.00	0.00	1.00
MNTH - MAINTENANCE TECHNICIAN	9.00	0.00	0.00	9.00	9.00	0.00	0.00	9.00	9.00	0.00	0.00	9.00	9.00	0.00	0.00	9.00
Total	**24.00**	**0.00**	**0.00**	**24.00**	**24.00**	**0.00**	**0.00**	**24.00**	**24.00**	**0.00**	**0.00**	**24.00**	**24.00**	**0.00**	**0.00**	**24.00**

2021 DEPARTMENT BUDGET/FORECAST REPORT - GENERAL FUND (100) / ORG - 1540 - HUMAN RESOURCES
AS OF 7/31/2020/ (21.5 PayPeriods - 82.69% of Year Lapsed)

	YEAR OVER YEAR INFORMATION						YOY VARIANCE (100%)	
	2018 Actual	2019 Actual	2020 Budget	2020 YTD	2020 Run	2021 Commission Budget	2020 R V 2021 B	2020 B V 2021 B
GENERAL FUND (100)								
HUMAN RESOURCES								
EXPENDITURES								
DEPARTMENT MANAGED COSTS								
PERSONNEL (ALL 51S EXCEPT WC)								
511100 - REGULAR EMPLOYEES	284,888	320,331	240,920	199,678	241,471	250,595	(9,124)	(9,675)
511115 - PERFECT ATTENDANCE	1,359	1,400	0	618	618	0	618	0
511200 - PART TIME/TEMP EMPLOYEES	0	1,181	0	0	0	0	0	0
TOTAL COMPENSATION	286,247	322,912	240,920	200,296	242,089	250,595	(8,506)	(9,675)
512101 - GROUP INSURANCE - HEALTH	23,287	26,436	19,171	18,919	22,878	26,634	(3,756)	(7,463)
512102 - GROUP INSURANCE - LIFE	392	349	172	230	278	276	2	(104)
512103 - GROUP INSURANCE - DENTAL	798	874	658	609	736	771	(35)	(113)
512104 - GROUP INSURANCE-LONG TERM DIS	726	768	378	510	616	646	(30)	(268)
512105 - GROUP INSURANCE-SHORT TERM DIS	129	134	71	94	114	113	1	(42)
512106 - EMPLOYEE ASSISTANCE PROGRAM	21	42	27	30	36	45	(9)	(18)
512403 - DEFINED BENEFIT PLAN	29,653	44,381	36,137	29,849	36,096	40,095	(3,999)	(3,958)
TOTAL BENEFITS	55,005	72,984	56,614	50,240	60,756	68,580	(7,824)	(11,966)
512200 - SOCIAL SECURITY (FICA) CONT	17,825	19,453	14,937	11,951	14,453	15,706	(1,253)	(769)
512300 - MEDICARE	4,043	4,549	3,493	2,795	3,380	3,673	(293)	(180)
TOTAL PAYROLL TAXES	21,868	24,002	18,430	14,747	17,833	19,379	(1,546)	(949)
512600 - UNEMPLOYMENT INSURANCE	0	0	0	1,495	1,808	0	1,808	0
512900 - OTHER EMPLOYEE BENEFITS	3,099	2,490	3,300	2,553	3,087	3,300	(213)	0
TOTAL OTHER PERSONEL RELATED COSTS	3,099	2,490	3,300	4,048	4,895	3,300	1,595	0
TOTAL PERSONNEL (ALL 51S EXCEPT WC)	366,218	422,388	319,264	269,331	325,573	341,854	(16,281)	(22,590)

2021 DEPARTMENT BUDGET/FORECAST REPORT - GENERAL FUND (100) / ORG - 1540 - HUMAN RESOURCES
AS OF 7/31/2020/ (21.5 PayPeriods - 82.69% of Year Lapsed)

	YEAR OVER YEAR INFORMATION						YOY VARIANCE (100%)	
	2018 Actual	2019 Actual	2020 Budget	2020 YTD	2020 Run	2021 Commission Budget	2020 R V 2021 B	2020 B V 2021 B
OPERATING COSTS (52S AND 53S)								
521200 - PROFESSIONAL SERVICES	125	1,480	500	(280)	(373)	500	(873)	0
522200 - REPAIRS AND MAINTENANCE	0	0	100	0	0	100	(100)	0
522320 - RENTAL OF EQUIPMENT AND VEHICL	1,662	1,132	1,662	990	1,320	1,662	(342)	0
523201 - CELL PHONE	1,887	1,897	2,315	907	1,209	2,315	(1,106)	0
523250 - POSTAGE	769	476	600	214	286	600	(314)	0
523400 - PRINTING AND BINDING	0	0	1,000	0	0	1,000	(1,000)	0
523500 - TRAVEL	613	2,059	2,117	352	470	2,390	(1,920)	(273)
523600 - DUES AND FEES	907	1,577	900	150	200	890	(690)	10
523700 - EDUCATION AND TRAINING	1,428	3,614	1,330	714	952	1,800	(848)	(470)
531100 - GENERAL SUPPLIES AND MATERIALS	2,836	3,453	4,700	1,514	2,019	4,500	(2,481)	200
531300 - FOOD	120	299	300	235	313	300	13	0
531400 - BOOKS AND PERIODICALS	0	0	50	156	208	150	58	(100)
531600 - SMALL EQUIPMENT	0	320	500	445	593	500	93	0
531660 - NON ASSET COMPUTER EQUIPMENT	2,376	1,639	8,591	8,587	11,449	4,649	6,800	3,942
TOTAL OPERATING COSTS (52S AND 53S)	12,723	17,946	24,665	13,984	18,646	21,356	(2,710)	3,309
CAPITAL (54S)								
TOTAL DEPARTMENT MANAGED COSTS	378,941	440,333	343,929	283,315	344,219	363,210	(18,991)	(19,281)
NON DEPARTMENT MANAGED COSTS								
ALLOCATED COSTS								
512700 - WORKER'S COMP ADMIN FEES	1,535	1,471	1,520	1,540	1,540	1,377	163	143
522110 - DISPOSAL	65	71	80	60	79	80	(1)	0
522130 - CUSTODIAL SERVICES	2,784	3,144	3,321	2,768	3,690	3,554	136	(233)
522140 - LAWN CARE	550	567	567	509	678	567	111	0
522218 - PEST CONTROL	16	15	16	11	15	16	(1)	0
523100 - INSURANCE, OTHER BENEFITS	1,761	1,843	1,941	2,098	2,098	1,445	653	496
523110 - INSURANCE DEDUCTIBLES	10,000	0	0	0	0	0	0	0
523200 - COMMUNICATIONS - ALLOCATED	4,814	4,281	4,500	3,690	4,919	4,500	419	0
523920 - DOCUMENT SERVICES	363	367	363	154	206	371	(165)	(8)
531210 - WATER/SEWER	211	179	306	305	406	612	(206)	(306)
531230 - ELECTRICITY	3,493	4,568	4,420	3,914	5,218	4,692	526	(272)
TOTAL ALLOCATED COSTS	25,591	16,506	17,034	15,046	18,849	17,214	1,635	(180)
TOTAL NON DEPARTMENT MANAGED COSTS	25,591	16,506	17,034	15,046	18,849	17,214	1,635	(180)

2021 DEPARTMENT BUDGET/FORECAST REPORT - GENERAL FUND (100) / ORG - 1540 - HUMAN RESOURCES
AS OF 7/31/2020/ (21.5 PayPeriods - 82.69% of Year Lapsed)

	YEAR OVER YEAR INFORMATION						YOY VARIANCE (100%)	
	2018 Actual	2019 Actual	2020 Budget	2020 YTD	2020 Run	2021 Commission Budget	2020 R V 2021 B	2020 B V 2021 B
TOTAL EXPENDITURES	404,532	456,840	360,963	298,361	363,067	380,424	(17,357)	(19,461)
TOTAL FUND REDUCTIONS	404,532	456,840	360,963	298,361	363,067	380,424	(17,357)	(19,461)

NOTES

- 2020 RUN =

  Revenues = Finance Forecast

  Expenses
  - Personnel = YTD Costs/Number of Payroll Periods completed * 26 (total payroll periods in a year)
  - Debt Service, Transfers from/To, Payments to Others, Worker's Comp Admin Fees, Insurance & Other Benefits = Budget unless YTD actual is greater
  - All other expenses = (YTD Costs / # months completed -1) * 12 months

CHEROKEE COUNTY BOARD OF COMMISSIONERS
HUMAN RESOURCES CENTER
2021 HEADCOUNT

	2018 Budget				2019 Budget				2020 Budget				2021 Budget			
	FT	PT	SPT	Total	FT	PT	SPT	Total	FT	PT	SPT	Total	FT	PT	SPT	Total
ADMA - ADMINISTRATIVE ASSISTANT	0.00	0.00	0.00	0.00	1.00	0.00	0.00	1.00	1.00	0.00	0.00	1.00	1.00	0.00	0.00	1.00
BCMG - BENEFITS & COMP MANAGER	0.50	0.00	0.00	0.50	1.00	0.00	0.00	1.00	0.00	0.00	0.00	0.00	0.00	0.00	0.00	0.00
CPO - CHIEF PEOPLE OFFICER	0.00	0.00	0.00	0.00	1.00	0.00	0.00	1.00	0.00	0.00	0.00	0.00	0.00	0.00	0.00	0.00
DRHR - DIRECTOR - HUMAN RESOURCES	1.00	0.00	0.00	1.00	0.00	0.00	0.00	0.00	1.00	0.00	0.00	1.00	1.00	0.00	0.00	1.00
HRAS - HR ASSISTANT	1.50	0.00	0.00	1.50	0.00	0.00	0.00	0.00	0.50	0.00	0.00	0.50	0.50	0.00	0.00	0.50
HRMG - HR MANAGER	1.00	0.00	0.00	1.00	0.00	0.00	0.00	0.00	0.50	0.00	0.00	0.50	0.50	0.00	0.00	0.50
HRSP - HR SPECIALIST	0.00	0.00	0.00	0.00	0.00	0.00	0.00	0.00	1.00	0.00	0.00	1.00	0.00	0.00	0.00	0.00
MPO - MANAGER,PEOPLE MANAGER	0.00	0.00	0.00	0.00	1.00	0.00	0.00	1.00	0.00	0.00	0.00	0.00	0.00	0.00	0.00	0.00
PRAS - PEOPLE RESOURCES ASSISTANT	0.00	0.00	0.00	0.00	1.00	0.00	0.00	1.00	0.00	0.00	0.00	0.00	0.00	0.00	0.00	0.00
PRM - PEOPLE RESOURCES MANAGER	0.00	0.00	0.00	0.00	1.00	0.00	0.00	1.00	0.00	0.00	0.00	0.00	0.00	0.00	0.00	0.00
PRS - PEOPLE RESOURCES SPECIALIST	0.00	0.00	0.00	0.00	1.00	0.00	0.00	1.00	0.00	0.00	0.00	0.00	0.00	0.00	0.00	0.00
SHRS - SENIOR HR SPECIALIST	0.00	0.00	0.00	0.00	0.00	0.00	0.00	0.00	0.00	0.00	0.00	0.00	1.00	0.00	0.00	1.00
Total	**4.00**	**0.00**	**0.00**	**4.00**	**7.00**	**0.00**	**0.00**	**7.00**	**4.00**	**0.00**	**0.00**	**4.00**	**4.00**	**0.00**	**0.00**	**4.00**

2021 DEPARTMENT BUDGET/FORECAST REPORT - GENERAL FUND (100) / ORG - 5110 - PUBLIC HEALTH ADMINISTRATION
AS OF 7/31/2020/ (21.5 PayPeriods - 82.69% of Year Lapsed)

	YEAR OVER YEAR INFORMATION						YOY VARIANCE (100%)	
	2018 Actual	2019 Actual	2020 Budget	2020 YTD	2020 Run	2021 Commission Budget	2020 R V 2021 B	2020 B V 2021 B
GENERAL FUND (100)								
PUBLIC HEALTH ADMINISTRATION								
EXPENDITURES								
DEPARTMENT MANAGED COSTS								
NON-OPERATIONAL COSTS								
572000 - PAYMENTS TO OTHER AGENCIES	201,539	204,470	202,701	168,368	202,701	202,701	0	0
TOTAL NON-OPERATIONAL COSTS	201,539	204,470	202,701	168,368	202,701	202,701	0	0
UNCLASSIFIED								
TOTAL DEPARTMENT MANAGED COSTS	201,539	204,470	202,701	168,368	202,701	202,701	0	0
TOTAL EXPENDITURES	201,539	204,470	202,701	168,368	202,701	202,701	0	0
TOTAL FUND REDUCTIONS	201,539	204,470	202,701	168,368	202,701	202,701	0	0

NOTES

- 2020 RUN =

  Revenues = Finance Forecast

  Expenses
  - Personnel = YTD Costs/Number of Payroll Periods completed * 26 (total payroll periods in a year)
  - Debt Service, Transfers from/To, Payments to Others, Worker's Comp Admin Fees, Insurance & Other Benefits = Budget unless YTD actual is greater
  - All other expenses = (YTD Costs / # months completed -1) * 12 months

2021 DEPARTMENT BUDGET/FORECAST REPORT - GENERAL FUND (100) / ORG - 5200 - ENVIRONMENTAL HEALTH
AS OF 7/31/2020/ (21.5 PayPeriods - 82.69% of Year Lapsed)

	YEAR OVER YEAR INFORMATION						YOY VARIANCE (100%)	
	2018 Actual	2019 Actual	2020 Budget	2020 YTD	2020 Run	2021 Commission Budget	2020 R V 2021 B	2020 B V 2021 B
GENERAL FUND (100)								
ENVIRONMENTAL HEALTH								
EXPENDITURES								
DEPARTMENT MANAGED COSTS								
NON-OPERATIONAL COSTS								
572000 - PAYMENTS TO OTHER AGENCIES	4,261	4,909	5,125	5,054	5,125	5,601	(476)	(476)
TOTAL NON-OPERATIONAL COSTS	4,261	4,909	5,125	5,054	5,125	5,601	(476)	(476)
TOTAL DEPARTMENT MANAGED COSTS	4,261	4,909	5,125	5,054	5,125	5,601	(476)	(476)
TOTAL EXPENDITURES	4,261	4,909	5,125	5,054	5,125	5,601	(476)	(476)
TOTAL FUND REDUCTIONS	4,261	4,909	5,125	5,054	5,125	5,601	(476)	(476)

NOTES

- 2020 RUN =

  Revenues = Finance Forecast

  Expenses
  - Personnel = YTD Costs/Number of Payroll Periods completed * 26 (total payroll periods in a year)
  - Debt Service, Transfers from/To, Payments to Others, Worker's Comp Admin Fees, Insurance & Other Benefits = Budget unless YTD actual is greater
  - All other expenses = (YTD Costs / # months completed -1) * 12 months

2021 DEPARTMENT BUDGET/FORECAST REPORT - GENERAL FUND (100) / ORG - 5443 - AID TO DEPENDANT CHILDREN
AS OF 7/31/2020/ (21.5 PayPeriods - 82.69% of Year Lapsed)

	YEAR OVER YEAR INFORMATION						YOY VARIANCE (100%)	
	2018 Actual	2019 Actual	2020 Budget	2020 YTD	2020 Run	2021 Commission Budget	2020 R V 2021 B	2020 B V 2021 B
GENERAL FUND (100)								
AID TO DEPENDANT CHILDREN								
EXPENDITURES								
DEPARTMENT MANAGED COSTS								
NON-OPERATIONAL COSTS								
572000 - PAYMENTS TO OTHER AGENCIES	91,401	97,153	97,000	55,051	97,000	97,000	0	0
TOTAL NON-OPERATIONAL COSTS	91,401	97,153	97,000	55,051	97,000	97,000	0	0
UNCLASSIFIED								
TOTAL DEPARTMENT MANAGED COSTS	91,401	97,153	97,000	55,051	97,000	97,000	0	0
TOTAL EXPENDITURES	91,401	97,153	97,000	55,051	97,000	97,000	0	0
TOTAL FUND REDUCTIONS	91,401	97,153	97,000	55,051	97,000	97,000	0	0

NOTES

- 2020 RUN =

  Revenues = Finance Forecast

  Expenses
  - Personnel = YTD Costs/Number of Payroll Periods completed * 26 (total payroll periods in a year)
  - Debt Service, Transfers from/To, Payments to Others, Worker's Comp Admin Fees, Insurance & Other Benefits = Budget unless YTD actual is greater
  - All other expenses = (YTD Costs / # months completed -1) * 12 months

2021 DEPARTMENT BUDGET/FORECAST REPORT - GENERAL FUND (100) / ORG - 5446 - CHEROKEE DAY TRAINING CENTER
AS OF 7/31/2020/ (21.5 PayPeriods - 82.69% of Year Lapsed)

	YEAR OVER YEAR INFORMATION						YOY VARIANCE (100%)	
	2018 Actual	2019 Actual	2020 Budget	2020 YTD	2020 Run	2021 Commission Budget	2020 R V 2021 B	2020 B V 2021 B
GENERAL FUND (100)								
CHEROKEE DAY TRAINING CENTER								
EXPENDITURES								
DEPARTMENT MANAGED COSTS								
NON-OPERATIONAL COSTS								
572000 - PAYMENTS TO OTHER AGENCIES	12,000	12,000	12,000	10,000	12,000	12,000	0	0
TOTAL NON-OPERATIONAL COSTS	12,000	12,000	12,000	10,000	12,000	12,000	0	0
TOTAL DEPARTMENT MANAGED COSTS	12,000	12,000	12,000	10,000	12,000	12,000	0	0
TOTAL EXPENDITURES	12,000	12,000	12,000	10,000	12,000	12,000	0	0
TOTAL FUND REDUCTIONS	12,000	12,000	12,000	10,000	12,000	12,000	0	0

NOTES

- 2020 RUN =

  Revenues = Finance Forecast

  Expenses
  - Personnel = YTD Costs/Number of Payroll Periods completed * 26 (total payroll periods in a year)
  - Debt Service, Transfers from/To, Payments to Others, Worker's Comp Admin Fees, Insurance & Other Benefits = Budget unless YTD actual is greater
  - All other expenses = (YTD Costs / # months completed -1) * 12 months

2021 DEPARTMENT BUDGET/FORECAST REPORT - GENERAL FUND (100) / ORG - 5447 - CHILDREN & YOUTH SERVICE
AS OF 7/31/2020/ (21.5 PayPeriods - 82.69% of Year Lapsed)

	YEAR OVER YEAR INFORMATION						YOY VARIANCE (100%)	
	2018 Actual	2019 Actual	2020 Budget	2020 YTD	2020 Run	2021 Commission Budget	2020 R V 2021 B	2020 B V 2021 B
GENERAL FUND (100)								
CHILDREN & YOUTH SERVICE								
EXPENDITURES								
DEPARTMENT MANAGED COSTS								
NON-OPERATIONAL COSTS								
572000 - PAYMENTS TO OTHER AGENCIES	36,300	31,700	36,300	17,900	36,300	36,300	0	0
TOTAL NON-OPERATIONAL COSTS	36,300	31,700	36,300	17,900	36,300	36,300	0	0
TOTAL DEPARTMENT MANAGED COSTS	36,300	31,700	36,300	17,900	36,300	36,300	0	0
TOTAL EXPENDITURES	36,300	31,700	36,300	17,900	36,300	36,300	0	0
TOTAL FUND REDUCTIONS	36,300	31,700	36,300	17,900	36,300	36,300	0	0

NOTES

- 2020 RUN =

  Revenues = Finance Forecast

  Expenses
  - Personnel = YTD Costs/Number of Payroll Periods completed * 26 (total payroll periods in a year)
  - Debt Service, Transfers from/To, Payments to Others, Worker's Comp Admin Fees, Insurance & Other Benefits = Budget unless YTD actual is greater
  - All other expenses = (YTD Costs / # months completed -1) * 12 months

2021 DEPARTMENT BUDGET/FORECAST REPORT - GENERAL FUND (100) / ORG - 6570 - MUST HOMELESS VET/CHILDREN
AS OF 7/31/2020/ (21.5 PayPeriods - 82.69% of Year Lapsed)

	YEAR OVER YEAR INFORMATION						YOY VARIANCE (100%)	
	2018 Actual	2019 Actual	2020 Budget	2020 YTD	2020 Run	2021 Commission Budget	2020 R V 2021 B	2020 B V 2021 B
GENERAL FUND (100)								
MUST HOMELESS VET/CHILDREN								
EXPENDITURES								
DEPARTMENT MANAGED COSTS								
NON-OPERATIONAL COSTS								
572000 - PAYMENTS TO OTHER AGENCIES	0	0	50,000	41,667	50,000	50,000	0	0
TOTAL NON-OPERATIONAL COSTS	0	0	50,000	41,667	50,000	50,000	0	0
TOTAL DEPARTMENT MANAGED COSTS	0	0	50,000	41,667	50,000	50,000	0	0
TOTAL EXPENDITURES	0	0	50,000	41,667	50,000	50,000	0	0
TOTAL FUND REDUCTIONS	0	0	50,000	41,667	50,000	50,000	0	0

NOTES

- 2020 RUN =

  Revenues = Finance Forecast

  Expenses
  - Personnel = YTD Costs/Number of Payroll Periods completed * 26 (total payroll periods in a year)
  - Debt Service, Transfers from/To, Payments to Others, Worker's Comp Admin Fees, Insurance & Other Benefits = Budget unless YTD actual is greater
  - All other expenses = (YTD Costs / # months completed -1) * 12 months

2021 DEPARTMENT BUDGET/FORECAST REPORT - GENERAL FUND (100) / ORG - 5600 - COUNTY EXTENSION SERVICES
AS OF 7/31/2020/ (21.5 PayPeriods - 82.69% of Year Lapsed)

	YEAR OVER YEAR INFORMATION						YOY VARIANCE (100%)	
	2018 Actual	2019 Actual	2020 Budget	2020 YTD	2020 Run	2021 Commission Budget	2020 R V 2021 B	2020 B V 2021 B
GENERAL FUND (100)								
COUNTY EXTENSION SERVICES								
EXPENDITURES								
DEPARTMENT MANAGED COSTS								
NON-OPERATIONAL COSTS								
571000 - INTERGOVERNMENTAL	85,169	100,992	104,800	89,409	104,800	109,777	(4,977)	(4,977)
TOTAL NON-OPERATIONAL COSTS	85,169	100,992	104,800	89,409	104,800	109,777	(4,977)	(4,977)
TOTAL DEPARTMENT MANAGED COSTS	85,169	100,992	104,800	89,409	104,800	109,777	(4,977)	(4,977)
TOTAL EXPENDITURES	85,169	100,992	104,800	89,409	104,800	109,777	(4,977)	(4,977)
TOTAL FUND REDUCTIONS	85,169	100,992	104,800	89,409	104,800	109,777	(4,977)	(4,977)

NOTES

- 2020 RUN =

  Revenues = Finance Forecast

  Expenses
  - Personnel = YTD Costs/Number of Payroll Periods completed * 26 (total payroll periods in a year)
  - Debt Service, Transfers from/To, Payments to Others, Worker's Comp Admin Fees, Insurance & Other Benefits = Budget unless YTD actual is greater
  - All other expenses = (YTD Costs / # months completed -1) * 12 months

2021 DEPARTMENT BUDGET/FORECAST REPORT - GENERAL FUND (100) / ORG - 6510 - LIBRARY ADMINISTRATION
AS OF 7/31/2020/ (21.5 PayPeriods - 82.69% of Year Lapsed)

	YEAR OVER YEAR INFORMATION						YOY VARIANCE (100%)	
	2018 Actual	2019 Actual	2020 Budget	2020 YTD	2020 Run	2021 Commission Budget	2020 R V 2021 B	2020 B V 2021 B
GENERAL FUND (100)								
LIBRARY ADMINISTRATION								
EXPENDITURES								
DEPARTMENT MANAGED COSTS								
NON-OPERATIONAL COSTS								
572000 - PAYMENTS TO OTHER AGENCIES	2,191,783	2,254,116	2,454,116	2,045,097	2,454,116	2,600,845	(146,729)	(146,729)
TOTAL NON-OPERATIONAL COSTS	2,191,783	2,254,116	2,454,116	2,045,097	2,454,116	2,600,845	(146,729)	(146,729)
TOTAL DEPARTMENT MANAGED COSTS	2,191,783	2,254,116	2,454,116	2,045,097	2,454,116	2,600,845	(146,729)	(146,729)
TOTAL EXPENDITURES	2,191,783	2,254,116	2,454,116	2,045,097	2,454,116	2,600,845	(146,729)	(146,729)
TOTAL FUND REDUCTIONS	2,191,783	2,254,116	2,454,116	2,045,097	2,454,116	2,600,845	(146,729)	(146,729)

NOTES

- 2020 RUN =

  Revenues = Finance Forecast

  Expenses
  - Personnel = YTD Costs/Number of Payroll Periods completed * 26 (total payroll periods in a year)
  - Debt Service, Transfers from/To, Payments to Others, Worker's Comp Admin Fees, Insurance & Other Benefits = Budget unless YTD actual is greater
  - All other expenses = (YTD Costs / # months completed -1) * 12 months

2021 DEPARTMENT BUDGET/FORECAST REPORT - GENERAL FUND (100) / ORG - 6520 - CHEROKEE ARTS CENTER
AS OF 7/31/2020/ (21.5 PayPeriods - 82.69% of Year Lapsed)

	YEAR OVER YEAR INFORMATION						YOY VARIANCE (100%)	
	2018 Actual	2019 Actual	2020 Budget	2020 YTD	2020 Run	2021 Commission Budget	2020 R V 2021 B	2020 B V 2021 B
GENERAL FUND (100)								
CHEROKEE ARTS CENTER								
EXPENDITURES								
DEPARTMENT MANAGED COSTS								
NON-OPERATIONAL COSTS								
572000 - PAYMENTS TO OTHER AGENCIES	40,000	40,000	40,000	33,333	40,000	40,000	0	0
TOTAL NON-OPERATIONAL COSTS	40,000	40,000	40,000	33,333	40,000	40,000	0	0
TOTAL DEPARTMENT MANAGED COSTS	40,000	40,000	40,000	33,333	40,000	40,000	0	0
TOTAL EXPENDITURES	40,000	40,000	40,000	33,333	40,000	40,000	0	0
TOTAL FUND REDUCTIONS	40,000	40,000	40,000	33,333	40,000	40,000	0	0

NOTES

- 2020 RUN =

  Revenues = Finance Forecast

  Expenses
  - Personnel = YTD Costs/Number of Payroll Periods completed * 26 (total payroll periods in a year)
  - Debt Service, Transfers from/To, Payments to Others, Worker's Comp Admin Fees, Insurance & Other Benefits = Budget unless YTD actual is greater
  - All other expenses = (YTD Costs / # months completed -1) * 12 months

2021 DEPARTMENT BUDGET/FORECAST REPORT - GENERAL FUND (100) / ORG - 6550 - HISTORICAL SOCIETY
AS OF 7/31/2020/ (21.5 PayPeriods - 82.69% of Year Lapsed)

	YEAR OVER YEAR INFORMATION						YOY VARIANCE (100%)	
	2018 Actual	2019 Actual	2020 Budget	2020 YTD	2020 Run	2021 Commission Budget	2020 R V 2021 B	2020 B V 2021 B
GENERAL FUND (100)								
HISTORICAL SOCIETY								
EXPENDITURES								
DEPARTMENT MANAGED COSTS								
NON-OPERATIONAL COSTS								
572000 - PAYMENTS TO OTHER AGENCIES	29,591	37,027	64,017	51,907	64,017	50,000	14,017	14,017
TOTAL NON-OPERATIONAL COSTS	29,591	37,027	64,017	51,907	64,017	50,000	14,017	14,017
TOTAL DEPARTMENT MANAGED COSTS	29,591	37,027	64,017	51,907	64,017	50,000	14,017	14,017
TOTAL EXPENDITURES	29,591	37,027	64,017	51,907	64,017	50,000	14,017	14,017
TOTAL FUND REDUCTIONS	29,591	37,027	64,017	51,907	64,017	50,000	14,017	14,017

NOTES

- 2020 RUN =

  Revenues = Finance Forecast

  Expenses
  - Personnel = YTD Costs/Number of Payroll Periods completed * 26 (total payroll periods in a year)
  - Debt Service, Transfers from/To, Payments to Others, Worker's Comp Admin Fees, Insurance & Other Benefits = Budget unless YTD actual is greater
  - All other expenses = (YTD Costs / # months completed -1) * 12 months

Cherokee County Board of Commissioners
FY2020 Expenditures - Judicial Services

	2018 Actual	2019 Actual	2020 Revised Budget	2021 Proposed Budget	2021 Proposed Budget v 2020 B/(W)
COURT ADMIN SRVCS	1,664,646	1,810,159	1,852,372	2,030,363	(177,991)
SUPERIOR COURT	380,623	480,454	517,724	536,327	(18,603)
CLERK OF SUPERIOR COURT	3,526,023	3,854,988	3,995,107	4,287,412	(292,305)
CLERK OF COURT - BOE	21,483	19,620	26,713	26,840	(127)
CLERK OF COURT - TECH FUND	161,194	145,117	163,000	163,000	0
DISTRICT ATTORNEY	2,387,630	2,797,943	3,100,870	3,813,031	(712,161)
STATE COURT	776,461	881,329	969,581	1,075,191	(105,610)
STATE COURT TECH FUND	23,392	20,430	25,000	25,000	0
SOLICITOR	1,741,554	1,828,470	1,985,406	2,192,033	(206,627)
SOLICITOR VIDEO ACCOUNT	1,611	327	27,408	46,000	(18,592)
MAGISTRATE COURT	407,793	458,510	481,587	516,499	(34,912)
PROBATE COURT	802,196	863,208	879,077	988,992	(109,915)
JUVENILE COURT	1,222,407	1,314,045	1,388,427	1,454,794	(66,367)
JUVENILE COURT - SUPERVISION FEE	35,846	20,269	64,780	64,780	0
INDIGENT DEFENSE	2,011,276	2,263,368	2,249,602	2,555,877	(306,275)
JUDICIAL SERVICES	**15,164,135**	**16,758,238**	**17,726,654**	**19,776,139**	**(1,743,210)**

2021 DEPARTMENT BUDGET/FORECAST REPORT - GENERAL FUND (100) / ORG - 2100 - COURT ADMINISTRATION
AS OF 7/31/2020/ (21.5 PayPeriods - 82.69% of Year Lapsed)

	YEAR OVER YEAR INFORMATION						YOY VARIANCE (100%)	
	2018 Actual	2019 Actual	2020 Budget	2020 YTD	2020 Run	2021 Commission Budget	2020 R V 2021 B	2020 B V 2021 B
GENERAL FUND (100)								
COURT ADMINISTRATION								
EXPENDITURES								
DEPARTMENT MANAGED COSTS								
PERSONNEL (ALL 51S EXCEPT WC)								
511100 - REGULAR EMPLOYEES	824,927	866,855	887,256	729,927	882,702	919,174	(36,472)	(31,918)
511115 - PERFECT ATTENDANCE	6,117	4,950	0	2,323	2,323	0	2,323	0
511200 - PART TIME/TEMP EMPLOYEES	197,009	203,054	195,886	88,476	106,995	224,182	(117,187)	(28,296)
511300 - OVERTIME	61	89	0	0	0	0	0	0
TOTAL COMPENSATION	1,028,113	1,074,948	1,083,142	820,726	992,020	1,143,356	(151,336)	(60,214)
512101 - GROUP INSURANCE - HEALTH	103,740	110,294	98,921	100,861	121,971	146,823	(24,852)	(47,902)
512102 - GROUP INSURANCE - LIFE	1,126	1,024	977	838	1,013	889	124	88
512103 - GROUP INSURANCE - DENTAL	3,938	3,746	3,559	3,497	4,229	4,259	(30)	(700)
512104 - GROUP INSURANCE-LONG TERM DIS	2,111	2,270	2,167	1,861	2,250	2,191	59	(24)
512105 - GROUP INSURANCE-SHORT TERM DIS	425	392	368	319	385	268	117	100
512106 - EMPLOYEE ASSISTANCE PROGRAM	69	125	117	101	122	117	5	0
512403 - DEFINED BENEFIT PLAN	86,205	120,170	133,088	109,371	132,263	147,067	(14,804)	(13,979)
TOTAL BENEFITS	197,614	238,019	239,197	216,848	262,234	301,614	(39,380)	(62,417)
512200 - SOCIAL SECURITY (FICA) CONT	60,141	63,056	67,338	48,187	58,272	71,342	(13,070)	(4,004)
512300 - MEDICARE	14,065	14,747	15,749	11,270	13,628	16,660	(3,032)	(911)
TOTAL PAYROLL TAXES	74,206	77,803	83,087	59,456	71,901	88,002	(16,101)	(4,915)
TOTAL PERSONNEL (ALL 51S EXCEPT WC)	1,299,933	1,390,770	1,405,426	1,097,030	1,326,155	1,532,972	(206,817)	(127,546)

2021 DEPARTMENT BUDGET/FORECAST REPORT - GENERAL FUND (100) / ORG - 2100 - COURT ADMINISTRATION
AS OF 7/31/2020/ (21.5 PayPeriods - 82.69% of Year Lapsed)

	YEAR OVER YEAR INFORMATION						YOY VARIANCE (100%)	
	2018 Actual	2019 Actual	2020 Budget	2020 YTD	2020 Run	2021 Commission Budget	2020 R V 2021 B	2020 B V 2021 B
OPERATING COSTS (52S AND 53S)								
521102 - ADMINISTRATIVE/ WITNESS FEES	0	6,557	0	0	0	0	0	0
521200 - PROFESSIONAL SERVICES	30,070	61,375	66,328	13,997	18,663	67,852	(49,189)	(1,524)
521201 - PROF SVCS/BROKERS & REPORTERS	40,700	57,963	46,000	24,443	32,590	47,000	(14,410)	(1,000)
521203 - PROFESSIONAL/COURT INTERPRETER	86,181	87,733	87,000	37,418	49,891	93,860	(43,969)	(6,860)
521300 - TECHNICAL	2,898	4,881	5,099	4,565	6,087	8,107	(2,020)	(3,008)
522118 - DISPOSAL-SHREDDING	0	65	0	0	0	0	0	0
522200 - REPAIRS AND MAINTENANCE	8,818	8,051	13,452	1,519	2,026	32,394	(30,368)	(18,942)
522320 - RENTAL OF EQUIPMENT AND VEHICL	1,506	1,501	1,650	1,073	1,430	1,510	(80)	140
523201 - CELL PHONE	1,175	655	1,200	970	1,293	1,800	(507)	(600)
523250 - POSTAGE	20,300	4,630	300	82	109	350	(241)	(50)
523500 - TRAVEL	1,867	6,075	10,170	845	1,126	14,690	(13,564)	(4,520)
523600 - DUES AND FEES	2,244	3,805	2,790	2,582	3,443	3,330	113	(540)
523700 - EDUCATION AND TRAINING	2,114	1,874	4,250	1,664	2,219	4,250	(2,031)	0
531100 - GENERAL SUPPLIES AND MATERIALS	11,560	660	15,200	9,341	12,455	15,500	(3,045)	(300)
531300 - FOOD	2,366	1,032	4,450	1,984	2,645	6,375	(3,730)	(1,925)
531400 - BOOKS AND PERIODICALS	1,252	2,530	2,572	2,892	3,855	2,972	883	(400)
531660 - NON ASSET COMPUTER EQUIPMENT	0	5,020	3,982	5,958	7,945	8,562	(617)	(4,580)
TOTAL OPERATING COSTS (52S AND 53S)	213,051	254,407	264,443	109,332	145,776	308,552	(162,776)	(44,109)
CAPITAL (54S)								
TOTAL DEPARTMENT MANAGED COSTS	1,512,984	1,645,177	1,669,869	1,206,362	1,471,931	1,841,524	(369,593)	(171,655)
NON DEPARTMENT MANAGED COSTS								
ALLOCATED COSTS								
512700 - WORKER'S COMP ADMIN FEES	9,207	8,088	7,391	7,485	7,485	8,024	(539)	(633)
522110 - DISPOSAL	789	1,085	1,251	924	1,232	1,251	(19)	0
522130 - CUSTODIAL SERVICES	44,352	58,392	61,752	51,460	68,613	66,075	2,538	(4,323)
522140 - LAWN CARE	2,018	2,018	2,018	1,699	2,266	2,018	248	0
522218 - PEST CONTROL	252	252	252	189	252	252	0	0
523100 - INSURANCE, OTHER BENEFITS	3,523	698	3,597	3,496	3,597	4,339	(742)	(742)
523200 - COMMUNICATIONS - ALLOCATED	6,683	6,389	6,142	5,477	7,303	6,360	943	(218)
531210 - WATER/SEWER	6,576	6,148	9,100	6,611	8,814	9,520	(706)	(420)
531230 - ELECTRICITY	78,262	81,912	91,000	69,614	92,819	91,000	1,819	0
TOTAL ALLOCATED COSTS	151,662	164,982	182,503	146,955	192,380	188,839	3,541	(6,336)
TOTAL NON DEPARTMENT MANAGED COSTS	151,662	164,982	182,503	146,955	192,380	188,839	3,541	(6,336)

2021 DEPARTMENT BUDGET/FORECAST REPORT - GENERAL FUND (100) / ORG - 2100 - COURT ADMINISTRATION
AS OF 7/31/2020/ (21.5 PayPeriods - 82.69% of Year Lapsed)

	YEAR OVER YEAR INFORMATION						YOY VARIANCE (100%)	
	2018 Actual	2019 Actual	2020 Budget	2020 YTD	2020 Run	2021 Commission Budget	2020 R V 2021 B	2020 B V 2021 B
TOTAL EXPENDITURES	1,664,646	1,810,159	1,852,372	1,353,316	1,664,311	2,030,363	(366,052)	(177,991)
TOTAL FUND REDUCTIONS	1,664,646	1,810,159	1,852,372	1,353,316	1,664,311	2,030,363	(366,052)	(177,991)

NOTES

- 2020 RUN =

  Revenues = Finance Forecast

  Expenses
  - Personnel = YTD Costs/Number of Payroll Periods completed * 26 (total payroll periods in a year)
  - Debt Service, Transfers from/To, Payments to Others, Worker's Comp Admin Fees, Insurance & Other Benefits = Budget unless YTD actual is greater
  - All other expenses = (YTD Costs / # months completed -1) * 12 months

CHEROKEE COUNTY BOARD OF COMMISSIONERS
COURT ADMINISTRATION
2021 HEADCOUNT

	2018 Budget				2019 Budget				2020 Budget				2021 Budget			
	FT	PT	SPT	Total	FT	PT	SPT	Total	FT	PT	SPT	Total	FT	PT	SPT	Total
ADMA - ADMINISTRATIVE ASSISTANT	1.00	0.00	0.00	1.00	1.00	0.00	0.00	1.00	0.00	0.00	0.00	0.00	0.00	0.00	0.00	0.00
CTAD - COURT ADMINISTRATOR	1.00	0.00	0.00	1.00	1.00	0.00	0.00	1.00	1.00	0.00	0.00	1.00	1.00	0.00	0.00	1.00
CTR1 - COURT REPORTER1	5.00	0.00	0.00	5.00	5.00	0.00	0.00	5.00	5.00	0.00	0.00	5.00	5.00	0.00	0.00	5.00
CTR2 - COURT REPORTER 2	3.00	0.00	0.00	3.00	3.00	0.00	0.00	3.00	3.00	0.00	0.00	3.00	3.00	0.00	0.00	3.00
CTSC - COURT SERVICES COORDINATOR	0.00	0.00	0.00	0.00	0.00	0.00	0.00	0.00	1.00	0.00	0.00	1.00	1.00	0.00	0.00	1.00
PTCO - PT COUNTY/STATE	0.00	23.00	0.00	23.00	0.00	23.00	0.00	23.00	0.00	23.00	0.00	23.00	0.00	25.00	0.00	25.00
SCCL - SUPERIOR CRT CALENDAR CLERK	3.00	0.00	0.00	3.00	3.00	0.00	0.00	3.00	3.00	0.00	0.00	3.00	3.00	0.00	0.00	3.00
SEC2 - SECRETARY II	1.00	0.00	0.00	1.00	1.00	0.00	0.00	1.00	1.00	0.00	0.00	1.00	1.00	0.00	0.00	1.00
Total	**14.00**	**23.00**	**0.00**	**37.00**	**14.00**	**23.00**	**0.00**	**37.00**	**14.00**	**23.00**	**0.00**	**37.00**	**14.00**	**25.00**	**0.00**	**39.00**

2021 DEPARTMENT BUDGET/FORECAST REPORT - GENERAL FUND (100) / ORG - 2150 - SUPERIOR COURT
AS OF 7/31/2020/ (21.5 PayPeriods - 82.69% of Year Lapsed)

	YEAR OVER YEAR INFORMATION						YOY VARIANCE (100%)	
	2018 Actual	2019 Actual	2020 Budget	2020 YTD	2020 Run	2021 Commission Budget	2020 R V 2021 B	2020 B V 2021 B
GENERAL FUND (100)								
SUPERIOR COURT								
EXPENDITURES								
DEPARTMENT MANAGED COSTS								
PERSONNEL (ALL 51S EXCEPT WC)								
511100 - REGULAR EMPLOYEES	136,844	146,415	155,914	109,195	132,049	160,642	(28,593)	(4,728)
511101 - SALARIES/ SALARY SUPPLEMENTS	115,438	147,909	143,762	109,334	132,217	145,158	(12,941)	(1,396)
511115 - PERFECT ATTENDANCE	0	1,094	0	1,170	1,170	0	1,170	0
511200 - PART TIME/TEMP EMPLOYEES	112	0	0	0	0	0	0	0
TOTAL COMPENSATION	252,394	295,418	299,676	219,699	265,437	305,800	(40,363)	(6,124)
512101 - GROUP INSURANCE - HEALTH	14,184	17,499	16,436	11,045	13,357	15,468	(2,111)	968
512102 - GROUP INSURANCE - LIFE	171	170	172	112	135	124	11	48
512103 - GROUP INSURANCE - DENTAL	198	348	396	346	418	445	(27)	(49)
512104 - GROUP INSURANCE-LONG TERM DIS	314	373	379	246	298	272	26	107
512105 - GROUP INSURANCE-SHORT TERM DIS	77	85	85	50	61	57	4	28
512106 - EMPLOYEE ASSISTANCE PROGRAM	16	27	27	16	19	18	1	9
512403 - DEFINED BENEFIT PLAN	21,663	39,578	44,951	32,674	39,512	48,928	(9,416)	(3,977)
TOTAL BENEFITS	36,624	58,079	62,446	44,489	53,801	65,312	(11,511)	(2,866)
512200 - SOCIAL SECURITY (FICA) CONT	15,452	18,069	18,580	13,469	16,288	19,281	(2,993)	(701)
512300 - MEDICARE	3,614	4,226	4,346	3,150	3,809	4,509	(700)	(163)
TOTAL PAYROLL TAXES	19,065	22,294	22,926	16,618	20,097	23,790	(3,693)	(864)
TOTAL PERSONNEL (ALL 51S EXCEPT WC)	308,084	375,792	385,048	280,806	339,334	394,902	(55,568)	(9,854)

2021 DEPARTMENT BUDGET/FORECAST REPORT - GENERAL FUND (100) / ORG - 2150 - SUPERIOR COURT
AS OF 7/31/2020/ (21.5 PayPeriods - 82.69% of Year Lapsed)

	YEAR OVER YEAR INFORMATION						YOY VARIANCE (100%)	
	2018 Actual	2019 Actual	2020 Budget	2020 YTD	2020 Run	2021 Commission Budget	2020 R V 2021 B	2020 B V 2021 B
OPERATING COSTS (52S AND 53S)								
521120 - STATE SUPPLEMENTS	0	25,816	35,454	29,544	39,392	43,500	(4,108)	(8,046)
521200 - PROFESSIONAL SERVICES	0	0	0	30	40	0	40	0
521300 - TECHNICAL	9,571	10,057	9,500	9,381	12,507	13,480	(973)	(3,980)
522320 - RENTAL OF EQUIPMENT AND VEHICL	3,613	2,787	5,125	2,166	2,888	3,023	(135)	2,102
523250 - POSTAGE	8,546	11,271	12,240	1,848	2,464	12,240	(9,776)	0
523500 - TRAVEL	408	2,734	6,660	1,807	2,409	5,160	(2,751)	1,500
523600 - DUES AND FEES	60	660	1,775	795	1,060	1,775	(715)	0
523700 - EDUCATION AND TRAINING	695	700	3,600	0	0	3,600	(3,600)	0
531100 - GENERAL SUPPLIES AND MATERIALS	24,307	17,794	25,000	23,115	30,819	25,000	5,819	0
531400 - BOOKS AND PERIODICALS	91	156	156	242	323	398	(75)	(242)
531660 - NON ASSET COMPUTER EQUIPMENT	0	6,850	6,227	1,805	2,406	4,954	(2,548)	1,273
TOTAL OPERATING COSTS (52S AND 53S)	47,291	78,825	105,737	70,732	94,309	113,130	(18,821)	(7,393)
CAPITAL (54S)								
TOTAL DEPARTMENT MANAGED COSTS	355,375	454,617	490,785	351,538	433,644	508,032	(74,388)	(17,247)
NON DEPARTMENT MANAGED COSTS								
ALLOCATED COSTS								
512700 - WORKER'S COMP ADMIN FEES	767	711	685	693	693	677	16	8
522110 - DISPOSAL	90	124	143	106	141	143	(2)	0
522130 - CUSTODIAL SERVICES	5,064	6,672	7,057	5,881	7,841	7,551	290	(494)
522140 - LAWN CARE	231	231	231	194	259	231	28	0
522218 - PEST CONTROL	29	29	29	22	29	29	0	0
523100 - INSURANCE, OTHER BENEFITS	881	1,270	994	1,101	1,101	1,156	(55)	(162)
523200 - COMMUNICATIONS - ALLOCATED	8,491	6,737	6,360	5,769	7,692	7,020	672	(660)
531210 - WATER/SEWER	752	703	1,040	755	1,007	1,088	(81)	(48)
531230 - ELECTRICITY	8,944	9,361	10,400	7,956	10,608	10,400	208	0
TOTAL ALLOCATED COSTS	25,248	25,837	26,939	22,476	29,371	28,295	1,076	(1,356)
TOTAL NON DEPARTMENT MANAGED COSTS	25,248	25,837	26,939	22,476	29,371	28,295	1,076	(1,356)
TOTAL EXPENDITURES	380,623	480,454	517,724	374,014	463,014	536,327	(73,313)	(18,603)
TOTAL FUND REDUCTIONS	380,623	480,454	517,724	374,014	463,014	536,327	(73,313)	(18,603)

2021 DEPARTMENT BUDGET/FORECAST REPORT - GENERAL FUND (100) / ORG - 2150 - SUPERIOR COURT
AS OF 7/31/2020/ (21.5 PayPeriods - 82.69% of Year Lapsed)

YEAR OVER YEAR INFORMATION						YOY VARIANCE (100%)	
2018 Actual	2019 Actual	2020 Budget	2020 YTD	2020 Run	2021 Commission Budget	2020 R V 2021 B	2020 B V 2021 B

NOTES

- 2020 RUN =

  Revenues = Finance Forecast

  Expenses
  - Personnel = YTD Costs/Number of Payroll Periods completed * 26 (total payroll periods in a year)
  - Debt Service, Transfers from/To, Payments to Others, Worker's Comp Admin Fees, Insurance & Other Benefits = Budget unless YTD actual is greater
  - All other expenses = (YTD Costs / # months completed -1) * 12 months

CHEROKEE COUNTY BOARD OF COMMISSIONERS
SUPERIOR COURT
2021 HEADCOUNT

	2018 Budget				2019 Budget				2020 Budget				2021 Budget			
	FT	PT	SPT	Total	FT	PT	SPT	Total	FT	PT	SPT	Total	FT	PT	SPT	Total
LCLK - LAW CLERK	3.00	0.00	0.00	3.00	3.00	0.00	0.00	3.00	3.00	0.00	0.00	3.00	3.00	0.00	0.00	3.00
Total	**3.00**	**0.00**	**0.00**	**3.00**	**3.00**	**0.00**	**0.00**	**3.00**	**3.00**	**0.00**	**0.00**	**3.00**	**3.00**	**0.00**	**0.00**	**3.00**

2021 DEPARTMENT BUDGET/FORECAST REPORT - GENERAL FUND (100) / ORG - 2180 - CLERK OF SUPERIOR COURT
AS OF 7/31/2020/ (21.5 PayPeriods - 82.69% of Year Lapsed)

	YEAR OVER YEAR INFORMATION						YOY VARIANCE (100%)	
	2018 Actual	2019 Actual	2020 Budget	2020 YTD	2020 Run	2021 Commission Budget	2020 R V 2021 B	2020 B V 2021 B
GENERAL FUND (100)								
CLERK OF SUPERIOR COURT								
EXPENDITURES								
DEPARTMENT MANAGED COSTS								
PERSONNEL (ALL 51S EXCEPT WC)								
511100 - REGULAR EMPLOYEES	2,013,347	2,208,397	2,289,170	1,861,759	2,251,429	2,367,281	(115,852)	(78,111)
511115 - PERFECT ATTENDANCE	4,890	5,882	0	5,555	5,555	0	5,555	0
511116 - SHORT TERM DISABILITY PAY	4,215	1,854	0	1,508	1,823	0	1,823	0
511200 - PART TIME/TEMP EMPLOYEES	149,773	104,122	118,289	42,829	51,793	121,955	(70,162)	(3,666)
511300 - OVERTIME	39,689	35,887	43,709	13,974	16,898	45,457	(28,559)	(1,748)
TOTAL COMPENSATION	2,211,915	2,356,142	2,451,168	1,925,624	2,327,499	2,534,693	(207,194)	(83,525)
512101 - GROUP INSURANCE - HEALTH	315,100	334,416	320,330	320,640	387,751	478,249	(90,498)	(157,919)
512102 - GROUP INSURANCE - LIFE	2,709	2,488	2,581	2,189	2,647	2,650	(3)	(69)
512103 - GROUP INSURANCE - DENTAL	11,210	11,225	11,196	9,572	11,576	12,278	(702)	(1,082)
512104 - GROUP INSURANCE-LONG TERM DIS	4,807	5,033	5,093	4,628	5,596	5,807	(211)	(714)
512105 - GROUP INSURANCE-SHORT TERM DIS	1,357	1,433	1,619	1,240	1,499	1,501	(2)	118
512106 - EMPLOYEE ASSISTANCE PROGRAM	266	452	468	394	477	477	0	(9)
512403 - DEFINED BENEFIT PLAN	211,744	310,176	346,427	280,882	339,671	386,038	(46,367)	(39,611)
TOTAL BENEFITS	547,192	665,222	687,714	619,546	749,218	887,000	(137,782)	(199,286)
512200 - SOCIAL SECURITY (FICA) CONT	127,648	136,585	151,972	109,819	132,805	157,151	(24,346)	(5,179)
512300 - MEDICARE	30,014	32,129	35,542	26,041	31,491	36,753	(5,262)	(1,211)
TOTAL PAYROLL TAXES	157,662	168,714	187,514	135,860	164,296	193,904	(29,608)	(6,390)
512600 - UNEMPLOYMENT INSURANCE	4,016	0	0	0	0	0	0	0
TOTAL OTHER PERSONEL RELATED COSTS	4,016	0	0	0	0	0	0	0
TOTAL PERSONNEL (ALL 51S EXCEPT WC)	2,920,785	3,190,078	3,326,396	2,681,029	3,241,012	3,615,597	(374,585)	(289,201)

2021 DEPARTMENT BUDGET/FORECAST REPORT - GENERAL FUND (100) / ORG - 2180 - CLERK OF SUPERIOR COURT
AS OF 7/31/2020/ (21.5 PayPeriods - 82.69% of Year Lapsed)

	YEAR OVER YEAR INFORMATION						YOY VARIANCE (100%)	
	2018 Actual	2019 Actual	2020 Budget	2020 YTD	2020 Run	2021 Commission Budget	2020 R V 2021 B	2020 B V 2021 B
OPERATING COSTS (52S AND 53S)								
521101 - OFFICIAL/ADMINISTRATIVE/JURY	175,000	220,000	175,000	140,000	186,667	175,000	11,667	0
521200 - PROFESSIONAL SERVICES	0	4,620	0	0	0	0	0	0
521214 - PROF SVCS - LEGAL	0	2,747	0	1,212	1,616	0	1,616	0
522200 - REPAIRS AND MAINTENANCE	8,224	3,689	17,000	3,392	4,522	17,000	(12,478)	0
522202 - VEHICLE MAINTENANCE	393	44	0	564	752	0	752	0
522320 - RENTAL OF EQUIPMENT AND VEHICL	13,667	13,738	17,000	11,219	14,958	17,000	(2,042)	0
523250 - POSTAGE	67,957	64,253	70,000	32,221	42,962	70,000	(27,038)	0
523300 - ADVERTISING	210	110	1,000	2	3	1,000	(997)	0
523500 - TRAVEL	773	4,421	9,000	0	0	9,000	(9,000)	0
523600 - DUES AND FEES	2,705	3,449	4,900	2,995	3,993	4,900	(907)	0
523700 - EDUCATION AND TRAINING	4,566	2,976	5,000	750	1,000	5,000	(4,000)	0
531100 - GENERAL SUPPLIES AND MATERIALS	75,024	91,161	92,109	47,504	63,339	92,109	(28,770)	0
531270 - GASOLINE	280	324	300	172	229	300	(71)	0
531300 - FOOD	178	478	475	413	551	475	76	0
531620 - OFFICE FURNITURE/FURNISHINGS	0	0	1,620	1,614	2,152	1,620	532	0
531660 - NON ASSET COMPUTER EQUIPMENT	135,234	132,819	146,119	126,666	168,889	140,800	28,089	5,319
TOTAL OPERATING COSTS (52S AND 53S)	484,211	544,830	539,523	368,724	491,633	534,204	(42,571)	5,319
CAPITAL (54S)								
TOTAL DEPARTMENT MANAGED COSTS	3,404,996	3,734,908	3,865,919	3,049,754	3,732,645	4,149,801	(417,156)	(283,882)
NON DEPARTMENT MANAGED COSTS								
ALLOCATED COSTS								
512700 - WORKER'S COMP ADMIN FEES	14,579	14,901	13,133	13,299	13,299	13,337	(38)	(204)
522110 - DISPOSAL	271	372	429	365	486	669	(183)	(240)
522130 - CUSTODIAL SERVICES	15,204	20,016	21,172	18,114	24,152	28,696	(4,544)	(7,524)
522140 - LAWN CARE	692	692	692	631	842	1,317	(475)	(625)
522218 - PEST CONTROL	86	86	86	69	92	134	(42)	(48)
523100 - INSURANCE, OTHER BENEFITS	15,906	16,317	13,296	15,232	15,232	16,265	(1,034)	(2,969)
523200 - COMMUNICATIONS - ALLOCATED	45,202	37,504	46,060	32,213	42,950	38,400	4,550	7,660
531210 - WATER/SEWER	2,255	2,108	3,120	2,297	3,063	3,504	(441)	(384)
531230 - ELECTRICITY	26,833	28,084	31,200	24,528	32,704	34,249	(1,545)	(3,049)
531520 - NATURAL GAS	0	0	0	43	58	1,040	(982)	(1,040)
TOTAL ALLOCATED COSTS	121,026	120,081	129,188	106,790	132,877	137,611	(4,734)	(8,423)
TOTAL NON DEPARTMENT MANAGED COSTS	121,026	120,081	129,188	106,790	132,877	137,611	(4,734)	(8,423)

2021 DEPARTMENT BUDGET/FORECAST REPORT - GENERAL FUND (100) / ORG - 2180 - CLERK OF SUPERIOR COURT
AS OF 7/31/2020/ (21.5 PayPeriods - 82.69% of Year Lapsed)

	YEAR OVER YEAR INFORMATION						YOY VARIANCE (100%)	
	2018 Actual	2019 Actual	2020 Budget	2020 YTD	2020 Run	2021 Commission Budget	2020 R V 2021 B	2020 B V 2021 B
TOTAL EXPENDITURES	3,526,023	3,854,988	3,995,107	3,156,544	3,865,521	4,287,412	(421,891)	(292,305)
TOTAL FUND REDUCTIONS	3,526,023	3,854,988	3,995,107	3,156,544	3,865,521	4,287,412	(421,891)	(292,305)

NOTES

- 2020 RUN =

Revenues = Finance Forecast

Expenses

- Personnel = YTD Costs/Number of Payroll Periods completed * 26 (total payroll periods in a year)
- Debt Service, Transfers from/To, Payments to Others, Worker's Comp Admin Fees, Insurance & Other Benefits = Budget unless YTD actual is greater
- All other expenses = (YTD Costs / # months completed -1) * 12 months

CHEROKEE COUNTY BOARD OF COMMISSIONERS
CLERK OF SUPERIOR COURT
2021 HEADCOUNT

	2018 Budget				2019 Budget				2020 Budget				2021 Budget			
	FT	PT	SPT	Total	FT	PT	SPT	Total	FT	PT	SPT	Total	FT	PT	SPT	Total
CDCS - CHIEF DEPUTY CLERK/SUPERIOR	1.00	0.00	0.00	1.00	1.00	0.00	0.00	1.00	1.00	0.00	0.00	1.00	1.00	0.00	0.00	1.00
CFCM - CHIEF CLERK PROJECT MANAGER	1.00	0.00	0.00	1.00	1.00	0.00	0.00	1.00	1.00	0.00	0.00	1.00	1.00	0.00	0.00	1.00
CLCT - CLERK OF COURTS	1.00	0.00	0.00	1.00	1.00	0.00	0.00	1.00	1.00	0.00	0.00	1.00	1.00	0.00	0.00	1.00
CLK1 - CLERK 1	19.00	0.00	0.00	19.00	19.00	0.00	0.00	19.00	19.00	0.00	0.00	19.00	21.00	0.00	0.00	21.00
CLK2 - CLERK 2	7.00	0.00	0.00	7.00	7.00	0.00	0.00	7.00	6.00	0.00	0.00	6.00	5.00	0.00	0.00	5.00
DPCL - DEPUTY CLERK	5.00	0.00	0.00	5.00	5.00	0.00	0.00	5.00	5.00	0.00	0.00	5.00	5.00	0.00	0.00	5.00
PTCL - PT CLERICAL	0.00	4.00	0.00	4.00	0.00	4.00	0.00	4.00	0.00	4.00	0.00	4.00	0.00	7.00	0.00	7.00
SRCL - SENIOR CLERK I	14.00	0.00	0.00	14.00	14.00	0.00	0.00	14.00	15.00	0.00	0.00	15.00	15.00	0.00	0.00	15.00
SRDC - SR DEPUTY CLERK	5.00	0.00	0.00	5.00	5.00	0.00	0.00	5.00	5.00	0.00	0.00	5.00	5.00	0.00	0.00	5.00
STPT - SEASONAL PART TIME	0.00	0.00	2.00	2.00	0.00	0.00	2.00	2.00	0.00	0.00	1.00	1.00	0.00	0.00	0.00	0.00
TMPC - TEMP CLERICAL	0.00	0.00	3.00	3.00	0.00	0.00	3.00	3.00	0.00	0.00	3.00	3.00	0.00	0.00	2.00	2.00
Total	**53.00**	**4.00**	**5.00**	**62.00**	**53.00**	**4.00**	**5.00**	**62.00**	**53.00**	**4.00**	**4.00**	**61.00**	**54.00**	**7.00**	**2.00**	**63.00**

2021 DEPARTMENT BUDGET/FORECAST REPORT - GENERAL FUND (100) / ORG - 2181 - BOARD OF EQUALIZATION
AS OF 7/31/2020/ (21.5 PayPeriods - 82.69% of Year Lapsed)

	YEAR OVER YEAR INFORMATION						YOY VARIANCE (100%)	
	2018 Actual	2019 Actual	2020 Budget	2020 YTD	2020 Run	2021 Commission Budget	2020 R V 2021 B	2020 B V 2021 B
GENERAL FUND (100)								
BOARD OF EQUALIZATION								
EXPENDITURES								
DEPARTMENT MANAGED COSTS								
PERSONNEL (ALL 51S EXCEPT WC)								
511100 - REGULAR EMPLOYEES	0	4,100	0	0	0	0	0	0
511200 - PART TIME/TEMP EMPLOYEES	14,300	7,932	16,665	4,898	5,923	16,665	(10,742)	0
TOTAL COMPENSATION	14,300	12,032	16,665	4,898	5,923	16,665	(10,742)	0
512200 - SOCIAL SECURITY (FICA) CONT	887	746	931	304	367	1,033	(666)	(102)
512300 - MEDICARE	207	174	217	71	86	242	(156)	(25)
TOTAL PAYROLL TAXES	1,094	920	1,148	375	453	1,275	(822)	(127)
TOTAL PERSONNEL (ALL 51S EXCEPT WC)	15,394	12,952	17,813	5,273	6,376	17,940	(11,564)	(127)
OPERATING COSTS (52S AND 53S)								
521200 - PROFESSIONAL SERVICES	0	0	250	225	300	250	50	0
523250 - POSTAGE	1,490	534	2,850	1,018	1,357	2,850	(1,493)	0
523300 - ADVERTISING	105	215	500	0	0	500	(500)	0
523500 - TRAVEL	2,055	2,097	1,500	0	0	1,500	(1,500)	0
523700 - EDUCATION AND TRAINING	544	1,258	1,500	964	1,285	1,500	(215)	0
531100 - GENERAL SUPPLIES AND MATERIALS	95	764	500	14	19	500	(481)	0
531660 - NON ASSET COMPUTER EQUIPMENT	1,800	1,800	1,800	0	0	1,800	(1,800)	0
TOTAL OPERATING COSTS (52S AND 53S)	6,089	6,668	8,900	2,221	2,961	8,900	(5,939)	0
TOTAL DEPARTMENT MANAGED COSTS	21,483	19,620	26,713	7,494	9,338	26,840	(17,502)	(127)
TOTAL EXPENDITURES	21,483	19,620	26,713	7,494	9,338	26,840	(17,502)	(127)
TOTAL FUND REDUCTIONS	21,483	19,620	26,713	7,494	9,338	26,840	(17,502)	(127)

2021 DEPARTMENT BUDGET/FORECAST REPORT - GENERAL FUND (100) / ORG - 2181 - BOARD OF EQUALIZATION
AS OF 7/31/2020/ (21.5 PayPeriods - 82.69% of Year Lapsed)

	YEAR OVER YEAR INFORMATION						YOY VARIANCE (100%)	
	2018 Actual	2019 Actual	2020 Budget	2020 YTD	2020 Run	2021 Commission Budget	2020 R V 2021 B	2020 B V 2021 B

NOTES

- 2020 RUN =

  Revenues = Finance Forecast

  Expenses
  - Personnel = YTD Costs/Number of Payroll Periods completed * 26 (total payroll periods in a year)
  - Debt Service, Transfers from/To, Payments to Others, Worker's Comp Admin Fees, Insurance & Other Benefits = Budget unless YTD actual is greater
  - All other expenses = (YTD Costs / # months completed -1) * 12 months

2021 DEPARTMENT BUDGET/FORECAST REPORT - GENERAL FUND (100) / ORG - 2182 - CLERK OF COURT - TECH
AS OF 7/31/2020/ (21.5 PayPeriods - 82.69% of Year Lapsed)

	YEAR OVER YEAR INFORMATION						YOY VARIANCE (100%)	
	2018 Actual	2019 Actual	2020 Budget	2020 YTD	2020 Run	2021 Commission Budget	2020 R V 2021 B	2020 B V 2021 B
GENERAL FUND (100)								
CLERK OF COURT - TECH								
EXPENDITURES								
DEPARTMENT MANAGED COSTS								
OPERATING COSTS (52S AND 53S)								
521200 - PROFESSIONAL SERVICES	54,251	72,551	55,000	7,507	10,010	55,000	(44,990)	0
523700 - EDUCATION AND TRAINING	9,697	28,987	10,000	5,830	7,774	10,000	(2,226)	0
531100 - GENERAL SUPPLIES AND MATERIALS	69,989	3,131	70,000	11,051	14,734	70,000	(55,266)	0
531660 - NON ASSET COMPUTER EQUIPMENT	27,257	40,448	28,000	27,917	37,223	28,000	9,223	0
TOTAL OPERATING COSTS (52S AND 53S)	161,194	145,117	163,000	52,305	69,741	163,000	(93,259)	0
CAPITAL (54S)								
TOTAL DEPARTMENT MANAGED COSTS	161,194	145,117	163,000	52,305	69,741	163,000	(93,259)	0
TOTAL EXPENDITURES	161,194	145,117	163,000	52,305	69,741	163,000	(93,259)	0
TOTAL FUND REDUCTIONS	161,194	145,117	163,000	52,305	69,741	163,000	(93,259)	0

NOTES

- 2020 RUN =

  Revenues = Finance Forecast

  Expenses
  - Personnel = YTD Costs/Number of Payroll Periods completed * 26 (total payroll periods in a year)
  - Debt Service, Transfers from/To, Payments to Others, Worker's Comp Admin Fees, Insurance & Other Benefits = Budget unless YTD actual is greater
  - All other expenses = (YTD Costs / # months completed -1) * 12 months

2021 DEPARTMENT BUDGET/FORECAST REPORT - GENERAL FUND (100) / ORG - 2200 - DISTRICT ATTORNEY
AS OF 7/31/2020/ (21.5 PayPeriods - 82.69% of Year Lapsed)

	YEAR OVER YEAR INFORMATION						YOY VARIANCE (100%)	
	2018 Actual	2019 Actual	2020 Budget	2020 YTD	2020 Run	2021 Commission Budget	2020 R V 2021 B	2020 B V 2021 B
GENERAL FUND (100)								
DISTRICT ATTORNEY								
EXPENDITURES								
DEPARTMENT MANAGED COSTS								
PERSONNEL (ALL 51S EXCEPT WC)								
511100 - REGULAR EMPLOYEES	1,372,170	1,513,041	1,679,600	1,361,897	1,646,945	2,035,861	(388,916)	(356,261)
511101 - SALARIES/ SALARY SUPPLEMENTS	173,234	78,486	47,921	36,445	44,072	48,386	(4,314)	(465)
511110 - UNIFORM ALLOWANCE	11,140	10,080	11,760	8,400	10,158	11,760	(1,602)	0
511115 - PERFECT ATTENDANCE	5,197	7,563	0	6,552	6,552	0	6,552	0
511116 - SHORT TERM DISABILITY PAY	0	366	0	0	0	0	0	0
511121 - PAID LEAVE	0	0	0	1,558	1,884	0	1,884	0
511200 - PART TIME/TEMP EMPLOYEES	42,228	50,208	63,415	56,067	67,802	65,958	1,844	(2,543)
511300 - OVERTIME	851	0	2,186	0	0	0	0	2,186
TOTAL COMPENSATION	1,604,819	1,659,744	1,804,882	1,470,918	1,777,413	2,161,965	(384,552)	(357,083)
512101 - GROUP INSURANCE - HEALTH	167,501	178,003	184,969	206,786	250,066	375,629	(125,563)	(190,660)
512102 - GROUP INSURANCE - LIFE	1,846	1,751	1,960	1,576	1,906	2,155	(249)	(195)
512103 - GROUP INSURANCE - DENTAL	6,024	6,281	6,999	6,314	7,636	9,552	(1,916)	(2,553)
512104 - GROUP INSURANCE-LONG TERM DIS	3,413	3,811	3,921	3,449	4,171	4,766	(595)	(845)
512105 - GROUP INSURANCE-SHORT TERM DIS	766	744	973	627	759	843	(84)	130
512106 - EMPLOYEE ASSISTANCE PROGRAM	133	236	255	199	241	279	(38)	(24)
512403 - DEFINED BENEFIT PLAN	146,149	217,063	261,273	211,103	255,287	335,436	(80,149)	(74,163)
TOTAL BENEFITS	325,833	407,890	460,350	430,054	520,066	728,660	(208,594)	(268,310)
512200 - SOCIAL SECURITY (FICA) CONT	94,855	97,946	111,925	86,577	104,697	134,071	(29,374)	(22,146)
512300 - MEDICARE	22,184	22,907	26,176	20,248	24,486	31,542	(7,056)	(5,366)
TOTAL PAYROLL TAXES	117,038	120,853	138,101	106,824	129,183	165,613	(36,430)	(27,512)
TOTAL PERSONNEL (ALL 51S EXCEPT WC)	2,047,690	2,188,487	2,403,333	2,007,797	2,426,662	3,056,238	(629,576)	(652,905)

2021 DEPARTMENT BUDGET/FORECAST REPORT - GENERAL FUND (100) / ORG - 2200 - DISTRICT ATTORNEY
AS OF 7/31/2020/ (21.5 PayPeriods - 82.69% of Year Lapsed)

	YEAR OVER YEAR INFORMATION						YOY VARIANCE (100%)	
	2018 Actual	2019 Actual	2020 Budget	2020 YTD	2020 Run	2021 Commission Budget	2020 R V 2021 B	2020 B V 2021 B
OPERATING COSTS (52S AND 53S)								
521102 - ADMINISTRATIVE/ WITNESS FEES	6,335	10,387	10,000	2,777	3,702	10,000	(6,298)	0
521120 - STATE SUPPLEMENTS	0	115,560	175,915	135,495	180,659	177,145	3,514	(1,230)
521200 - PROFESSIONAL SERVICES	23,354	31,550	26,256	15,870	21,160	26,256	(5,096)	0
521201 - PROF SVCS/BROKERS & REPORTERS	147	8,863	5,000	1,198	1,597	5,000	(3,403)	0
521203 - PROFESSIONAL/COURT INTERPRETER	0	0	2,000	0	0	2,000	(2,000)	0
521300 - TECHNICAL	0	0	0	400	533	0	533	0
522200 - REPAIRS AND MAINTENANCE	0	277	400	0	0	400	(400)	0
522202 - VEHICLE MAINTENANCE	14,456	6,010	10,000	4,305	5,740	10,000	(4,260)	0
522320 - RENTAL OF EQUIPMENT AND VEHICL	5,395	4,749	11,352	3,506	4,675	11,352	(6,677)	0
523201 - CELL PHONE	12,184	11,730	19,500	12,721	16,962	19,500	(2,538)	0
523250 - POSTAGE	6,288	6,957	7,825	5,704	7,606	7,825	(219)	0
523300 - ADVERTISING	943	367	1,000	0	0	1,000	(1,000)	0
523400 - PRINTING AND BINDING	4,091	3,927	10,250	1,967	2,623	10,250	(7,627)	0
523500 - TRAVEL	9,401	12,172	17,425	2,391	3,187	24,925	(21,738)	(7,500)
523600 - DUES AND FEES	8,497	10,774	10,925	11,069	14,759	13,336	1,423	(2,411)
523700 - EDUCATION AND TRAINING	8,277	5,308	6,575	1,163	1,551	7,075	(5,524)	(500)
523900 - OTHER PURCHASED SERVICES	6,398	9,827	20,674	1,650	2,200	35,674	(33,474)	(15,000)
531100 - GENERAL SUPPLIES AND MATERIALS	21,049	24,856	28,660	20,452	27,269	31,160	(3,891)	(2,500)
531270 - GASOLINE	17,712	18,887	32,000	9,912	13,216	32,000	(18,784)	0
531400 - BOOKS AND PERIODICALS	11,258	14,777	17,960	15,680	20,907	25,764	(4,857)	(7,804)
531600 - SMALL EQUIPMENT	17,529	7,233	17,500	4,442	5,922	19,500	(13,578)	(2,000)
531660 - NON ASSET COMPUTER EQUIPMENT	36,451	11,830	19,911	19,514	26,018	21,876	4,142	(1,965)
531700 - OTHER SUPPLIES	4,615	1,278	8,900	1,480	1,973	8,900	(6,927)	0
TOTAL OPERATING COSTS (52S AND 53S)	214,381	317,323	460,028	271,695	362,260	500,938	(138,678)	(40,910)
CAPITAL (54S)								
542200 - VEHICLES	0	129,635	40,000	47,020	62,693	40,000	22,693	0
TOTAL CAPITAL (54S)	0	129,635	40,000	47,020	62,693	40,000	22,693	0
DEBT SERVICE								
581200 - CAPITAL LEASE PRINCIPAL	0	15,786	43,260	24,767	43,260	53,766	(10,506)	(10,506)
582200 - CAPITAL LEASE INTEREST	0	5,747	0	7,571	7,571	0	7,571	0
TOTAL DEBT SERVICE	0	21,533	43,260	32,338	50,831	53,766	(2,935)	(10,506)
UNCLASSIFIED								
TOTAL DEPARTMENT MANAGED COSTS	2,262,072	2,656,978	2,946,621	2,358,849	2,902,445	3,650,942	(748,497)	(704,321)
NON DEPARTMENT MANAGED COSTS								

2021 DEPARTMENT BUDGET/FORECAST REPORT - GENERAL FUND (100) / ORG - 2200 - DISTRICT ATTORNEY
AS OF 7/31/2020/ (21.5 PayPeriods - 82.69% of Year Lapsed)

	YEAR OVER YEAR INFORMATION						YOY VARIANCE (100%)	
	2018 Actual	2019 Actual	2020 Budget	2020 YTD	2020 Run	2021 Commission Budget	2020 R V 2021 B	2020 B V 2021 B
ALLOCATED COSTS								
512700 - WORKER'S COMP ADMIN FEES	7,264	6,789	6,864	6,951	6,951	8,240	(1,289)	(1,376)
512701 - WORKERS COMP CLAIMS	0	559	0	0	0	0	0	0
522110 - DISPOSAL	611	775	994	660	880	978	(98)	16
522130 - CUSTODIAL SERVICES	27,816	38,964	41,203	34,336	45,781	43,606	2,175	(2,403)
522140 - LAWN CARE	2,038	2,038	2,039	1,683	2,245	1,991	254	48
522203 - VEHICLE REPAIRS- INSURANCE CLM	0	1,995	0	0	0	0	0	0
522218 - PEST CONTROL	205	205	206	154	205	202	3	4
523100 - INSURANCE, OTHER BENEFITS	12,613	14,192	16,553	18,145	18,145	22,440	(4,295)	(5,887)
523110 - INSURANCE DEDUCTIBLES	0	0	0	1,005	1,340	0	1,340	0
523200 - COMMUNICATIONS - ALLOCATED	27,110	25,578	28,467	21,882	29,176	26,800	2,376	1,667
531210 - WATER/SEWER	3,955	3,762	5,264	3,860	5,146	5,452	(306)	(188)
531230 - ELECTRICITY	43,554	45,724	52,050	38,733	51,644	51,800	(156)	250
531520 - NATURAL GAS	393	384	609	285	380	580	(200)	29
TOTAL ALLOCATED COSTS	125,558	140,965	154,249	127,694	161,893	162,089	(196)	(7,840)
TOTAL NON DEPARTMENT MANAGED COSTS	125,558	140,965	154,249	127,694	161,893	162,089	(196)	(7,840)
TOTAL EXPENDITURES	2,387,630	2,797,943	3,100,870	2,486,543	3,064,338	3,813,031	(748,693)	(712,161)
TOTAL FUND REDUCTIONS	2,387,630	2,797,943	3,100,870	2,486,543	3,064,338	3,813,031	(748,693)	(712,161)

NOTES

- 2020 RUN =

  Revenues = Finance Forecast

  Expenses
  - Personnel = YTD Costs/Number of Payroll Periods completed * 26 (total payroll periods in a year)
  - Debt Service, Transfers from/To, Payments to Others, Worker's Comp Admin Fees, Insurance & Other Benefits = Budget unless YTD actual is greater
  - All other expenses = (YTD Costs / # months completed -1) * 12 months

CHEROKEE COUNTY BOARD OF COMMISSIONERS
DISTRICT ATTORNEY
2021 HEADCOUNT

	2018 Budget				2019 Budget				2020 Budget				2021 Budget			
	FT	PT	SPT	Total	FT	PT	SPT	Total	FT	PT	SPT	Total	FT	PT	SPT	Total
ACTP - ACCOUNTABILITY CRT PROSECUT	0.00	0.00	0.00	0.00	0.00	0.00	0.00	0.00	0.00	0.00	0.00	0.00	1.00	0.00	0.00	1.00
ASDA - ASSISTANT DA	7.35	0.00	0.00	7.35	8.00	0.00	0.00	8.00	9.35	0.00	0.00	9.35	8.00	0.00	0.00	8.00
DADA - DPTY CHIEF ASST DISTRICT ATTOR	0.00	0.00	0.00	0.00	0.00	0.00	0.00	0.00	1.00	0.00	0.00	1.00	3.00	0.00	0.00	3.00
DAVS - DIR OFFICE ADMIN-VICTIM SERVIC	0.00	0.00	0.00	0.00	1.00	0.00	0.00	1.00	0.80	0.00	0.00	0.80	0.80	0.00	0.00	0.80
INVS - INVESTIGATOR	13.00	0.00	0.00	13.00	13.00	0.00	0.00	13.00	9.00	0.00	0.00	9.00	9.00	0.00	0.00	9.00
PT - PART-TIME	0.00	1.00	0.00	1.00	0.00	1.00	0.00	1.00	0.00	2.00	0.00	2.00	0.00	2.00	0.00	2.00
PTFD - PT DA FIN DIRECTOR	0.00	1.00	0.00	1.00	0.00	0.00	0.00	0.00	0.00	0.00	0.00	0.00	0.00	0.00	0.00	0.00
SINV - SR. INVESTIGATOR	0.00	0.00	0.00	0.00	0.00	0.00	0.00	0.00	4.00	0.00	0.00	4.00	4.00	0.00	0.00	4.00
SRSE - SENIOR SECRETARY	6.00	0.00	0.00	6.00	6.00	0.00	0.00	6.00	6.00	0.00	0.00	6.00	6.00	0.00	0.00	6.00
Total	**26.35**	**2.00**	**0.00**	**28.35**	**28.00**	**1.00**	**0.00**	**29.00**	**30.15**	**2.00**	**0.00**	**32.15**	**31.80**	**2.00**	**0.00**	**33.80**

2021 DEPARTMENT BUDGET/FORECAST REPORT - GENERAL FUND (100) / ORG - 2300 - STATE COURT
AS OF 7/31/2020/ (21.5 PayPeriods - 82.69% of Year Lapsed)

	YEAR OVER YEAR INFORMATION						YOY VARIANCE (100%)	
	2018 Actual	2019 Actual	2020 Budget	2020 YTD	2020 Run	2021 Commission Budget	2020 R V 2021 B	2020 B V 2021 B
GENERAL FUND (100)								
STATE COURT								
EXPENDITURES								
DEPARTMENT MANAGED COSTS								
PERSONNEL (ALL 51S EXCEPT WC)								
511100 - REGULAR EMPLOYEES	574,278	647,769	704,248	539,467	652,379	739,701	(87,322)	(35,453)
511115 - PERFECT ATTENDANCE	0	0	0	463	463	0	463	0
TOTAL COMPENSATION	574,278	647,769	704,248	539,930	652,842	739,701	(86,859)	(35,453)
512101 - GROUP INSURANCE - HEALTH	61,564	76,205	80,032	73,134	88,441	121,633	(33,192)	(41,601)
512102 - GROUP INSURANCE - LIFE	793	759	842	648	784	904	(120)	(62)
512103 - GROUP INSURANCE - DENTAL	2,063	2,168	2,413	1,902	2,300	2,782	(482)	(369)
512104 - GROUP INSURANCE-LONG TERM DIS	1,118	441	470	929	1,123	1,463	(340)	(993)
512105 - GROUP INSURANCE-SHORT TERM DIS	205	113	233	144	174	405	(231)	(172)
512106 - EMPLOYEE ASSISTANCE PROGRAM	37	63	72	53	63	77	(14)	(5)
512403 - DEFINED BENEFIT PLAN	16,622	22,808	33,888	20,950	25,335	40,695	(15,360)	(6,807)
512405 - JUDGES RETIREMENT SYS (JRS)MAT	16,480	16,811	17,500	13,744	16,621	17,500	(879)	0
TOTAL BENEFITS	98,881	119,368	135,450	111,503	134,841	185,459	(50,618)	(50,009)
512200 - SOCIAL SECURITY (FICA) CONT	32,502	36,168	43,664	27,507	33,264	46,157	(12,893)	(2,493)
512300 - MEDICARE	7,786	8,806	10,211	7,336	8,872	10,795	(1,923)	(584)
TOTAL PAYROLL TAXES	40,288	44,973	53,875	34,843	42,135	56,952	(14,817)	(3,077)
TOTAL PERSONNEL (ALL 51S EXCEPT WC)	713,447	812,111	893,573	686,276	829,819	982,112	(152,293)	(88,539)
OPERATING COSTS (52S AND 53S)								
521300 - TECHNICAL	0	0	0	2,800	3,733	2,262	1,471	(2,262)
522320 - RENTAL OF EQUIPMENT AND VEHICL	4,744	3,695	5,530	2,873	3,831	4,012	(181)	1,518
523250 - POSTAGE	603	733	750	150	200	800	(600)	(50)
523500 - TRAVEL	2,110	5,912	5,525	2,607	3,476	8,950	(5,474)	(3,425)
523600 - DUES AND FEES	0	1,816	2,405	2,102	2,803	3,125	(322)	(720)
523700 - EDUCATION AND TRAINING	4,999	1,597	3,675	1,652	2,203	4,475	(2,272)	(800)
531100 - GENERAL SUPPLIES AND MATERIALS	2,666	2,030	3,500	3,153	4,204	6,785	(2,581)	(3,285)
531400 - BOOKS AND PERIODICALS	3,496	5,346	3,350	2,468	3,291	3,325	(34)	25
531660 - NON ASSET COMPUTER EQUIPMENT	0	0	0	7,035	9,380	5,958	3,422	(5,958)
TOTAL OPERATING COSTS (52S AND 53S)	18,618	21,129	24,735	24,841	33,121	39,692	(6,571)	(14,957)
CAPITAL (54S)								

2021 DEPARTMENT BUDGET/FORECAST REPORT - GENERAL FUND (100) / ORG - 2300 - STATE COURT
AS OF 7/31/2020/ (21.5 PayPeriods - 82.69% of Year Lapsed)

	YEAR OVER YEAR INFORMATION						YOY VARIANCE (100%)	
	2018 Actual	2019 Actual	2020 Budget	2020 YTD	2020 Run	2021 Commission Budget	2020 R V 2021 B	2020 B V 2021 B
TOTAL DEPARTMENT MANAGED COSTS	**732,065**	**833,240**	**918,308**	**711,117**	**862,939**	**1,021,804**	**(158,865)**	**(103,496)**
NON DEPARTMENT MANAGED COSTS								
ALLOCATED COSTS								
512700 - WORKER'S COMP ADMIN FEES	1,790	1,716	1,556	1,576	1,576	1,580	(4)	(24)
522110 - DISPOSAL	203	279	321	238	317	321	(4)	0
522130 - CUSTODIAL SERVICES	11,400	15,012	15,879	13,233	17,643	16,991	652	(1,112)
522140 - LAWN CARE	519	519	519	437	583	519	64	0
522218 - PEST CONTROL	65	65	65	49	65	65	0	0
523100 - INSURANCE, OTHER BENEFITS	2,055	2,491	1,941	2,190	2,190	2,603	(413)	(662)
523200 - COMMUNICATIONS - ALLOCATED	6,548	5,364	5,252	4,611	6,148	5,460	688	(208)
531210 - WATER/SEWER	1,691	1,581	2,340	1,700	2,266	2,448	(182)	(108)
531230 - ELECTRICITY	20,124	21,063	23,400	17,901	23,868	23,400	468	0
TOTAL ALLOCATED COSTS	**44,396**	**48,089**	**51,273**	**41,933**	**54,656**	**53,387**	**1,269**	**(2,114)**
TOTAL NON DEPARTMENT MANAGED COSTS	**44,396**	**48,089**	**51,273**	**41,933**	**54,656**	**53,387**	**1,269**	**(2,114)**
TOTAL EXPENDITURES	**776,461**	**881,329**	**969,581**	**753,050**	**917,595**	**1,075,191**	**(157,596)**	**(105,610)**
TOTAL FUND REDUCTIONS	**776,461**	**881,329**	**969,581**	**753,050**	**917,595**	**1,075,191**	**(157,596)**	**(105,610)**

NOTES

- 2020 RUN =

  Revenues = Finance Forecast

  Expenses
  - Personnel = YTD Costs/Number of Payroll Periods completed * 26 (total payroll periods in a year)
  - Debt Service, Transfers from/To, Payments to Others, Worker's Comp Admin Fees, Insurance & Other Benefits = Budget unless YTD actual is greater
  - All other expenses = (YTD Costs / # months completed -1) * 12 months

CHEROKEE COUNTY BOARD OF COMMISSIONERS
STATE COURT
2021 HEADCOUNT

	2018 Budget				2019 Budget				2020 Budget				2021 Budget			
	FT	PT	SPT	Total	FT	PT	SPT	Total	FT	PT	SPT	Total	FT	PT	SPT	Total
ADMA - ADMINISTRATIVE ASSISTANT	3.00	0.00	0.00	3.00	3.00	0.00	0.00	3.00	3.00	0.00	0.00	3.00	3.00	0.00	0.00	3.00
LCLK - LAW CLERK	1.00	0.00	0.00	1.00	1.00	0.00	0.00	1.00	2.00	0.00	0.00	2.00	3.00	0.00	0.00	3.00
SJDG - STATE COURT JUDGE	3.00	0.00	0.00	3.00	3.00	0.00	0.00	3.00	3.00	0.00	0.00	3.00	3.00	0.00	0.00	3.00
Total	**7.00**	**0.00**	**0.00**	**7.00**	**7.00**	**0.00**	**0.00**	**7.00**	**8.00**	**0.00**	**0.00**	**8.00**	**9.00**	**0.00**	**0.00**	**9.00**

2021 DEPARTMENT BUDGET/FORECAST REPORT - GENERAL FUND (100) / ORG - 2301 - STATE COURT TECH FD
AS OF 7/31/2020/ (21.5 PayPeriods - 82.69% of Year Lapsed)

	YEAR OVER YEAR INFORMATION						YOY VARIANCE (100%)	
	2018 Actual	2019 Actual	2020 Budget	2020 YTD	2020 Run	2021 Commission Budget	2020 R V 2021 B	2020 B V 2021 B
GENERAL FUND (100)								
STATE COURT TECH FD								
EXPENDITURES								
DEPARTMENT MANAGED COSTS								
OPERATING COSTS (52S AND 53S)								
531660 - NON ASSET COMPUTER EQUIPMENT	23,392	20,430	25,000	14,543	19,391	25,000	(5,609)	0
TOTAL OPERATING COSTS (52S AND 53S)	23,392	20,430	25,000	14,543	19,391	25,000	(5,609)	0
CAPITAL (54S)								
TOTAL DEPARTMENT MANAGED COSTS	23,392	20,430	25,000	14,543	19,391	25,000	(5,609)	0
TOTAL EXPENDITURES	23,392	20,430	25,000	14,543	19,391	25,000	(5,609)	0
TOTAL FUND REDUCTIONS	23,392	20,430	25,000	14,543	19,391	25,000	(5,609)	0

NOTES

- 2020 RUN =

  Revenues = Finance Forecast

  Expenses
  - Personnel = YTD Costs/Number of Payroll Periods completed * 26 (total payroll periods in a year)
  - Debt Service, Transfers from/To, Payments to Others, Worker's Comp Admin Fees, Insurance & Other Benefits = Budget unless YTD actual is greater
  - All other expenses = (YTD Costs / # months completed -1) * 12 months

2021 DEPARTMENT BUDGET/FORECAST REPORT - GENERAL FUND (100) / ORG - 2310 - STATE COURT SOLICITOR
AS OF 7/31/2020/ (21.5 PayPeriods - 82.69% of Year Lapsed)

	YEAR OVER YEAR INFORMATION						YOY VARIANCE (100%)	
	2018 Actual	2019 Actual	2020 Budget	2020 YTD	2020 Run	2021 Commission Budget	2020 R V 2021 B	2020 B V 2021 B
GENERAL FUND (100)								
STATE COURT SOLICITOR								
EXPENDITURES								
DEPARTMENT MANAGED COSTS								
PERSONNEL (ALL 51S EXCEPT WC)								
511100 - REGULAR EMPLOYEES	1,164,233	1,178,668	1,293,116	1,038,807	1,256,231	1,345,424	(89,193)	(52,308)
511115 - PERFECT ATTENDANCE	3,370	2,777	0	4,098	4,098	0	4,098	0
511116 - SHORT TERM DISABILITY PAY	0	0	0	691	835	0	835	0
511200 - PART TIME/TEMP EMPLOYEES	31,364	24,647	36,660	18,201	22,011	37,901	(15,890)	(1,241)
511300 - OVERTIME	0	216	0	0	0	0	0	0
TOTAL COMPENSATION	1,198,967	1,206,309	1,329,776	1,061,796	1,283,175	1,383,325	(100,150)	(53,549)
512101 - GROUP INSURANCE - HEALTH	153,781	171,308	136,800	151,785	183,554	231,164	(47,610)	(94,364)
512102 - GROUP INSURANCE - LIFE	1,574	1,341	1,249	1,242	1,502	1,546	(44)	(297)
512103 - GROUP INSURANCE - DENTAL	5,511	5,419	4,911	4,982	6,025	6,335	(310)	(1,424)
512104 - GROUP INSURANCE-LONG TERM DIS	2,848	2,719	2,552	2,681	3,242	3,396	(154)	(844)
512105 - GROUP INSURANCE-SHORT TERM DIS	646	595	566	559	676	680	(4)	(114)
512106 - EMPLOYEE ASSISTANCE PROGRAM	117	186	171	178	215	216	(1)	(45)
512403 - DEFINED BENEFIT PLAN	107,408	146,092	193,967	139,666	168,899	215,268	(46,369)	(21,301)
512405 - JUDGES RETIREMENT SYS (JRS)MAT	4,895	4,612	5,000	4,082	4,937	5,000	(63)	0
TOTAL BENEFITS	276,781	332,271	345,216	305,175	369,049	463,605	(94,556)	(118,389)
512200 - SOCIAL SECURITY (FICA) CONT	69,889	70,860	82,446	62,235	75,261	85,766	(10,505)	(3,320)
512300 - MEDICARE	16,345	16,572	19,281	14,555	17,601	20,058	(2,457)	(777)
TOTAL PAYROLL TAXES	86,234	87,432	101,727	76,790	92,863	105,824	(12,961)	(4,097)
512600 - UNEMPLOYMENT INSURANCE	4,620	0	0	0	0	0	0	0
TOTAL OTHER PERSONEL RELATED COSTS	4,620	0	0	0	0	0	0	0
TOTAL PERSONNEL (ALL 51S EXCEPT WC)	1,566,602	1,626,012	1,776,719	1,443,762	1,745,087	1,952,754	(207,667)	(176,035)

2021 DEPARTMENT BUDGET/FORECAST REPORT - GENERAL FUND (100) / ORG - 2310 - STATE COURT SOLICITOR
AS OF 7/31/2020/ (21.5 PayPeriods - 82.69% of Year Lapsed)

	YEAR OVER YEAR INFORMATION						YOY VARIANCE (100%)	
	2018 Actual	2019 Actual	2020 Budget	2020 YTD	2020 Run	2021 Commission Budget	2020 R V 2021 B	2020 B V 2021 B
OPERATING COSTS (52S AND 53S)								
521200 - PROFESSIONAL SERVICES	280	280	250	449	599	250	349	0
521201 - PROF SVCS/BROKERS & REPORTERS	154	465	2,000	132	176	2,000	(1,824)	0
521222 - FORENSIC LAB TESTING	0	0	13,000	1,495	1,993	20,000	(18,007)	(7,000)
522118 - DISPOSAL-SHREDDING	0	61	1,000	0	0	1,000	(1,000)	0
522202 - VEHICLE MAINTENANCE	1,376	321	3,000	335	447	3,000	(2,553)	0
522320 - RENTAL OF EQUIPMENT AND VEHICL	1,657	1,166	3,200	902	1,203	3,200	(1,997)	0
523201 - CELL PHONE	9,490	9,831	11,000	7,380	9,840	11,000	(1,160)	0
523250 - POSTAGE	702	1,032	2,000	498	664	2,000	(1,336)	0
523400 - PRINTING AND BINDING	694	1,878	1,500	451	601	1,500	(899)	0
523500 - TRAVEL	5,289	7,462	19,380	1,946	2,594	19,380	(16,786)	0
523600 - DUES AND FEES	11,129	10,592	14,760	11,869	15,826	18,246	(2,420)	(3,486)
523700 - EDUCATION AND TRAINING	2,516	3,091	5,775	2,550	3,400	5,775	(2,375)	0
531100 - GENERAL SUPPLIES AND MATERIALS	16,249	18,963	19,200	15,347	20,463	19,200	1,263	0
531270 - GASOLINE	418	983	2,000	536	714	2,000	(1,286)	0
531300 - FOOD	111	169	0	35	46	0	46	0
531400 - BOOKS AND PERIODICALS	5,261	2,449	5,250	3,156	4,208	5,250	(1,042)	0
531620 - OFFICE FURNITURE/FURNISHINGS	826	388	2,500	1,412	1,882	2,500	(618)	0
531660 - NON ASSET COMPUTER EQUIPMENT	24,518	7,169	7,456	1,792	2,390	6,795	(4,405)	661
TOTAL OPERATING COSTS (52S AND 53S)	80,672	66,300	113,271	50,285	67,047	123,096	(56,049)	(9,825)
CAPITAL (54S)								
542200 - VEHICLES	0	59,748	0	0	0	0	0	0
TOTAL CAPITAL (54S)	0	59,748	0	0	0	0	0	0
DEBT SERVICE								
581200 - CAPITAL LEASE PRINCIPAL	0	5,158	15,000	8,893	15,000	15,000	0	0
582200 - CAPITAL LEASE INTEREST	0	1,936	0	2,774	2,774	0	2,774	0
TOTAL DEBT SERVICE	0	7,094	15,000	11,667	17,774	15,000	2,774	0
UNCLASSIFIED								
TOTAL DEPARTMENT MANAGED COSTS	1,647,274	1,759,154	1,904,990	1,505,714	1,829,908	2,090,850	(260,942)	(185,860)
NON DEPARTMENT MANAGED COSTS								

2021 DEPARTMENT BUDGET/FORECAST REPORT - GENERAL FUND (100) / ORG - 2310 - STATE COURT SOLICITOR
AS OF 7/31/2020/ (21.5 PayPeriods - 82.69% of Year Lapsed)

	YEAR OVER YEAR INFORMATION						YOY VARIANCE (100%)	
	2018 Actual	2019 Actual	2020 Budget	2020 YTD	2020 Run	2021 Commission Budget	2020 R V 2021 B	2020 B V 2021 B
ALLOCATED COSTS								
512700 - WORKER'S COMP ADMIN FEES	6,906	6,838	6,186	6,265	6,265	6,484	(219)	(298)
512701 - WORKERS COMP CLAIMS	32,635	0	0	463	617	226	391	(226)
522110 - DISPOSAL	527	558	1,038	546	727	1,339	(612)	(301)
522130 - CUSTODIAL SERVICES	12,864	22,968	27,886	23,238	30,984	38,500	(7,516)	(10,614)
522140 - LAWN CARE	2,573	2,573	2,955	2,366	3,154	3,812	(658)	(857)
522218 - PEST CONTROL	194	194	223	167	223	288	(65)	(65)
523100 - INSURANCE, OTHER BENEFITS	7,852	8,492	6,907	7,827	7,827	9,791	(1,964)	(2,884)
523200 - COMMUNICATIONS - ALLOCATED	18,650	15,912	16,200	13,739	18,318	16,200	2,118	0
531210 - WATER/SEWER	1,473	1,544	1,724	1,358	1,810	2,224	(414)	(500)
531230 - ELECTRICITY	9,599	9,250	15,500	8,656	11,541	20,000	(8,459)	(4,500)
531520 - NATURAL GAS	1,006	986	1,797	842	1,122	2,319	(1,197)	(522)
TOTAL ALLOCATED COSTS	94,280	69,315	80,416	65,466	82,591	101,183	(18,592)	(20,767)
TOTAL NON DEPARTMENT MANAGED COSTS	94,280	69,315	80,416	65,466	82,591	101,183	(18,592)	(20,767)
TOTAL EXPENDITURES	1,741,554	1,828,470	1,985,406	1,571,180	1,912,499	2,192,033	(279,534)	(206,627)
TOTAL FUND REDUCTIONS	1,741,554	1,828,470	1,985,406	1,571,180	1,912,499	2,192,033	(279,534)	(206,627)

NOTES

- 2020 RUN =

  Revenues = Finance Forecast

  Expenses
  - Personnel = YTD Costs/Number of Payroll Periods completed * 26 (total payroll periods in a year)
  - Debt Service, Transfers from/To, Payments to Others, Worker's Comp Admin Fees, Insurance & Other Benefits = Budget unless YTD actual is greater
  - All other expenses = (YTD Costs / # months completed -1) * 12 months

CHEROKEE COUNTY BOARD OF COMMISSIONERS
STATE COURT SOLICITOR
2021 HEADCOUNT

	2018 Budget				2019 Budget				2020 Budget				2021 Budget			
	FT	PT	SPT	Total	FT	PT	SPT	Total	FT	PT	SPT	Total	FT	PT	SPT	Total
ASSO - ASSISTANT SOLICITOR	8.00	0.00	0.00	8.00	8.00	0.00	0.00	8.00	8.00	0.00	0.00	8.00	8.00	0.00	0.00	8.00
CFAS - CHIEF ASST SOLICITOR	1.00	0.00	0.00	1.00	1.00	0.00	0.00	1.00	1.00	0.00	0.00	1.00	1.00	0.00	0.00	1.00
CLK2 - CLERK 2	1.00	0.00	0.00	1.00	2.00	0.00	0.00	2.00	2.00	0.00	0.00	2.00	2.00	0.00	0.00	2.00
DASG - DPTY ASG	1.00	0.00	0.00	1.00	1.00	0.00	0.00	1.00	1.00	0.00	0.00	1.00	1.00	0.00	0.00	1.00
INVS - INVESTIGATOR	3.00	0.00	0.00	3.00	3.00	0.00	0.00	3.00	3.00	0.00	0.00	3.00	3.00	0.00	0.00	3.00
PTCL - PT CLERICAL	0.00	2.00	0.00	2.00	0.00	2.00	0.00	2.00	0.00	2.00	0.00	2.00	0.00	2.00	0.00	2.00
SEC2 - SECRETARY II	2.00	0.00	0.00	2.00	2.00	0.00	0.00	2.00	2.00	0.00	0.00	2.00	2.00	0.00	0.00	2.00
SECR - SECRETARY I	2.00	0.00	0.00	2.00	2.00	0.00	0.00	2.00	2.00	0.00	0.00	2.00	2.00	0.00	0.00	2.00
SOLI - SOLICITOR	1.00	0.00	0.00	1.00	1.00	0.00	0.00	1.00	1.00	0.00	0.00	1.00	1.00	0.00	0.00	1.00
TRAS - TRIAL ASSISTANT	4.00	0.00	0.00	4.00	4.00	0.00	0.00	4.00	4.00	0.00	0.00	4.00	4.00	0.00	0.00	4.00
Total	**23.00**	**2.00**	**0.00**	**25.00**	**24.00**	**2.00**	**0.00**	**26.00**	**24.00**	**2.00**	**0.00**	**26.00**	**24.00**	**2.00**	**0.00**	**26.00**

2021 DEPARTMENT BUDGET/FORECAST REPORT - GENERAL FUND (100) / ORG - 2311 - SOLICITOR VIDEO ACCOUNT
AS OF 7/31/2020/ (21.5 PayPeriods - 82.69% of Year Lapsed)

	YEAR OVER YEAR INFORMATION						YOY VARIANCE (100%)	
	2018 Actual	2019 Actual	2020 Budget	2020 YTD	2020 Run	2021 Commission Budget	2020 R V 2021 B	2020 B V 2021 B
GENERAL FUND (100)								
SOLICITOR VIDEO ACCOUNT								
EXPENDITURES								
DEPARTMENT MANAGED COSTS								
OPERATING COSTS (52S AND 53S)								
523400 - PRINTING AND BINDING	15	0	1,602	0	0	2,500	(2,500)	(898)
523500 - TRAVEL	0	0	2,784	0	0	3,000	(3,000)	(216)
523600 - DUES AND FEES	0	0	1,500	0	0	2,000	(2,000)	(500)
523700 - EDUCATION AND TRAINING	0	0	1,602	0	0	4,000	(4,000)	(2,398)
523900 - OTHER PURCHASED SERVICES	0	0	2,182	0	0	5,000	(5,000)	(2,818)
531100 - GENERAL SUPPLIES AND MATERIALS	1,596	327	2,784	523	697	5,000	(4,303)	(2,216)
531160 - COMMUNITY OUTREACH	0	0	0	0	0	1,500	(1,500)	(1,500)
531300 - FOOD	0	0	511	0	0	1,000	(1,000)	(489)
531400 - BOOKS AND PERIODICALS	0	0	2,784	0	0	5,000	(5,000)	(2,216)
531620 - OFFICE FURNITURE/FURNISHINGS	0	0	1,602	6,105	8,140	5,000	3,140	(3,398)
531660 - NON ASSET COMPUTER EQUIPMENT	0	0	10,057	7,635	10,180	12,000	(1,820)	(1,943)
TOTAL OPERATING COSTS (52S AND 53S)	1,611	327	27,408	14,263	19,017	46,000	(26,983)	(18,592)
TOTAL DEPARTMENT MANAGED COSTS	1,611	327	27,408	14,263	19,017	46,000	(26,983)	(18,592)
TOTAL EXPENDITURES	1,611	327	27,408	14,263	19,017	46,000	(26,983)	(18,592)
TOTAL FUND REDUCTIONS	1,611	327	27,408	14,263	19,017	46,000	(26,983)	(18,592)

NOTES

- 2020 RUN =

  Revenues = Finance Forecast

  Expenses
  - Personnel = YTD Costs/Number of Payroll Periods completed * 26 (total payroll periods in a year)
  - Debt Service, Transfers from/To, Payments to Others, Worker's Comp Admin Fees, Insurance & Other Benefits = Budget unless YTD actual is greater
  - All other expenses = (YTD Costs / # months completed -1) * 12 months

2021 DEPARTMENT BUDGET/FORECAST REPORT - GENERAL FUND (100) / ORG - 2400 - MAGISTRATE COURT
AS OF 7/31/2020/ (21.5 PayPeriods - 82.69% of Year Lapsed)

	YEAR OVER YEAR INFORMATION						YOY VARIANCE (100%)	
	2018 Actual	2019 Actual	2020 Budget	2020 YTD	2020 Run	2021 Commission Budget	2020 R V 2021 B	2020 B V 2021 B
GENERAL FUND (100)								
MAGISTRATE COURT								
EXPENDITURES								
DEPARTMENT MANAGED COSTS								
PERSONNEL (ALL 51S EXCEPT WC)								
511100 - REGULAR EMPLOYEES	250,940	282,121	289,629	238,045	287,869	305,290	(17,421)	(15,661)
511115 - PERFECT ATTENDANCE	0	0	0	408	408	0	408	0
511200 - PART TIME/TEMP EMPLOYEES	60,004	62,212	66,239	49,969	60,427	71,360	(10,933)	(5,121)
TOTAL COMPENSATION	310,944	344,333	355,868	288,422	348,704	376,650	(27,946)	(20,782)
512101 - GROUP INSURANCE - HEALTH	15,912	13,587	12,670	12,497	15,113	19,156	(4,043)	(6,486)
512102 - GROUP INSURANCE - LIFE	340	318	319	281	340	344	(4)	(25)
512103 - GROUP INSURANCE - DENTAL	901	860	857	793	959	1,009	(50)	(152)
512104 - GROUP INSURANCE-LONG TERM DIS	475	89	89	406	491	665	(174)	(576)
512105 - GROUP INSURANCE-SHORT TERM DIS	86	28	28	57	68	85	(17)	(57)
512106 - EMPLOYEE ASSISTANCE PROGRAM	16	27	27	23	27	27	0	0
512403 - DEFINED BENEFIT PLAN	26,011	38,826	43,444	35,567	43,011	48,846	(5,835)	(5,402)
TOTAL BENEFITS	43,742	53,736	57,434	49,623	60,009	70,132	(10,123)	(12,698)
512200 - SOCIAL SECURITY (FICA) CONT	18,765	20,320	22,188	15,781	19,084	23,529	(4,445)	(1,341)
512300 - MEDICARE	4,389	4,865	5,188	4,079	4,933	5,503	(570)	(315)
TOTAL PAYROLL TAXES	23,153	25,185	27,376	19,860	24,017	29,032	(5,015)	(1,656)
TOTAL PERSONNEL (ALL 51S EXCEPT WC)	377,839	423,254	440,678	357,905	432,729	475,814	(43,085)	(35,136)
OPERATING COSTS (52S AND 53S)								
521200 - PROFESSIONAL SERVICES	0	0	2,000	1,423	1,897	2,200	(303)	(200)
523250 - POSTAGE	0	0	400	0	0	400	(400)	0
523500 - TRAVEL	81	115	1,364	41	54	1,365	(1,311)	(1)
523600 - DUES AND FEES	1,434	1,658	1,720	1,515	2,020	3,970	(1,950)	(2,250)
523700 - EDUCATION AND TRAINING	3,160	3,792	3,835	2,455	3,273	3,835	(562)	0
531100 - GENERAL SUPPLIES AND MATERIALS	4,342	3,428	7,930	1,672	2,229	7,930	(5,701)	0
531660 - NON ASSET COMPUTER EQUIPMENT	2,819	6,772	2,964	0	0	0	0	2,964
TOTAL OPERATING COSTS (52S AND 53S)	11,836	15,765	20,213	7,106	9,474	19,700	(10,226)	513
CAPITAL (54S)								
TOTAL DEPARTMENT MANAGED COSTS	389,675	439,019	460,891	365,010	442,204	495,514	(53,310)	(34,623)
NON DEPARTMENT MANAGED COSTS								

2021 DEPARTMENT BUDGET/FORECAST REPORT - GENERAL FUND (100) / ORG - 2400 - MAGISTRATE COURT
AS OF 7/31/2020/ (21.5 PayPeriods - 82.69% of Year Lapsed)

	YEAR OVER YEAR INFORMATION						YOY VARIANCE (100%)	
	2018 Actual	2019 Actual	2020 Budget	2020 YTD	2020 Run	2021 Commission Budget	2020 R V 2021 B	2020 B V 2021 B
ALLOCATED COSTS								
512700 - WORKER'S COMP ADMIN FEES	2,302	2,230	2,167	2,195	2,195	1,887	308	280
522110 - DISPOSAL	68	93	107	79	106	107	(1)	0
522130 - CUSTODIAL SERVICES	3,804	5,004	5,293	4,411	5,881	5,664	217	(371)
522140 - LAWN CARE	173	173	173	146	194	173	21	0
522218 - PEST CONTROL	22	22	22	16	22	22	0	0
523100 - INSURANCE, OTHER BENEFITS	587	1,270	994	1,101	1,101	1,156	(55)	(162)
523200 - COMMUNICATIONS - ALLOCATED	3,891	3,151	3,360	2,713	3,617	3,360	257	0
531210 - WATER/SEWER	564	527	780	567	755	816	(61)	(36)
531230 - ELECTRICITY	6,708	7,021	7,800	5,967	7,956	7,800	156	0
TOTAL ALLOCATED COSTS	18,118	19,491	20,696	17,194	21,826	20,985	841	(289)
TOTAL NON DEPARTMENT MANAGED COSTS	18,118	19,491	20,696	17,194	21,826	20,985	841	(289)
TOTAL EXPENDITURES	407,793	458,510	481,587	382,204	464,030	516,499	(52,469)	(34,912)
TOTAL FUND REDUCTIONS	407,793	458,510	481,587	382,204	464,030	516,499	(52,469)	(34,912)

NOTES

- 2020 RUN =

  Revenues = Finance Forecast

  Expenses
  - Personnel = YTD Costs/Number of Payroll Periods completed * 26 (total payroll periods in a year)
  - Debt Service, Transfers from/To, Payments to Others, Worker's Comp Admin Fees, Insurance & Other Benefits = Budget unless YTD actual is greater
  - All other expenses = (YTD Costs / # months completed -1) * 12 months

CHEROKEE COUNTY BOARD OF COMMISSIONERS
MAGISTRATE COURT
2021 HEADCOUNT

	2018 Budget				2019 Budget				2020 Budget				2021 Budget			
	FT	PT	SPT	Total	FT	PT	SPT	Total	FT	PT	SPT	Total	FT	PT	SPT	Total
ADMA - ADMINISTRATIVE ASSISTANT	1.00	0.00	0.00	1.00	1.00	0.00	0.00	1.00	1.00	0.00	0.00	1.00	1.00	0.00	0.00	1.00
CAMJ - CHIEF ASSOCIATE MAG. JUDGE	1.00	0.00	0.00	1.00	1.00	0.00	0.00	1.00	1.00	0.00	0.00	1.00	1.00	0.00	0.00	1.00
CMJG - CHIEF MAGISTRATE JUDGE	1.00	0.00	0.00	1.00	1.00	0.00	0.00	1.00	1.00	0.00	0.00	1.00	1.00	0.00	0.00	1.00
PTCO - PT COUNTY/STATE	0.00	7.00	0.00	7.00	0.00	7.00	0.00	7.00	0.00	7.00	0.00	7.00	0.00	7.00	0.00	7.00
Total	**3.00**	**7.00**	**0.00**	**10.00**	**3.00**	**7.00**	**0.00**	**10.00**	**3.00**	**7.00**	**0.00**	**10.00**	**3.00**	**7.00**	**0.00**	**10.00**

2021 DEPARTMENT BUDGET/FORECAST REPORT - GENERAL FUND (100) / ORG - 2450 - PROBATE COURT
AS OF 7/31/2020/ (21.5 PayPeriods - 82.69% of Year Lapsed)

	YEAR OVER YEAR INFORMATION						YOY VARIANCE (100%)	
	2018 Actual	2019 Actual	2020 Budget	2020 YTD	2020 Run	2021 Commission Budget	2020 R V 2021 B	2020 B V 2021 B
GENERAL FUND (100)								
PROBATE COURT								
EXPENDITURES								
DEPARTMENT MANAGED COSTS								
PERSONNEL (ALL 51S EXCEPT WC)								
511100 - REGULAR EMPLOYEES	490,233	527,726	535,414	443,647	536,503	580,208	(43,705)	(44,794)
511115 - PERFECT ATTENDANCE	974	2,299	0	1,520	1,520	0	1,520	0
511200 - PART TIME/TEMP EMPLOYEES	9,808	8,240	10,712	8,217	9,937	0	9,937	10,712
TOTAL COMPENSATION	501,015	538,265	546,126	453,384	547,960	580,208	(32,248)	(34,082)
512101 - GROUP INSURANCE - HEALTH	91,211	94,424	76,542	80,545	97,403	135,377	(37,974)	(58,835)
512102 - GROUP INSURANCE - LIFE	657	605	610	524	634	689	(55)	(79)
512103 - GROUP INSURANCE - DENTAL	2,579	2,545	2,385	2,360	2,854	3,307	(453)	(922)
512104 - GROUP INSURANCE-LONG TERM DIS	1,147	969	983	1,011	1,222	1,371	(149)	(388)
512105 - GROUP INSURANCE-SHORT TERM DIS	254	222	227	200	242	321	(79)	(94)
512106 - EMPLOYEE ASSISTANCE PROGRAM	47	80	81	66	80	90	(10)	(9)
512403 - DEFINED BENEFIT PLAN	50,883	72,922	80,312	66,401	80,298	92,834	(12,536)	(12,522)
TOTAL BENEFITS	146,779	171,767	161,140	151,107	182,735	233,989	(51,254)	(72,849)
512200 - SOCIAL SECURITY (FICA) CONT	28,995	31,104	33,860	24,758	29,940	35,973	(6,033)	(2,113)
512300 - MEDICARE	6,781	7,323	7,919	6,117	7,397	8,413	(1,016)	(494)
TOTAL PAYROLL TAXES	35,776	38,427	41,779	30,875	37,337	44,386	(7,049)	(2,607)
TOTAL PERSONNEL (ALL 51S EXCEPT WC)	683,569	748,459	749,045	635,366	768,031	858,583	(90,552)	(109,538)
OPERATING COSTS (52S AND 53S)								
521200 - PROFESSIONAL SERVICES	2,748	2,828	5,000	2,020	2,693	5,000	(2,307)	0
522200 - REPAIRS AND MAINTENANCE	240	240	2,700	250	333	2,700	(2,367)	0
522320 - RENTAL OF EQUIPMENT AND VEHICL	230	3,505	3,250	3,022	4,029	4,500	(471)	(1,250)
523201 - CELL PHONE	1,080	1,400	2,000	1,012	1,350	2,000	(650)	0
523250 - POSTAGE	6,928	8,614	12,000	4,882	6,509	10,000	(3,491)	2,000
523500 - TRAVEL	2,212	2,081	2,300	38	50	2,500	(2,450)	(200)
523600 - DUES AND FEES	2,599	1,915	2,000	2,288	3,050	2,000	1,050	0
523700 - EDUCATION AND TRAINING	1,230	1,230	1,700	1,230	1,640	1,700	(60)	0
531100 - GENERAL SUPPLIES AND MATERIALS	52,991	54,548	53,500	43,819	58,426	56,500	1,926	(3,000)
531660 - NON ASSET COMPUTER EQUIPMENT	11,687	0	5,211	4,402	5,870	1,757	4,113	3,454
TOTAL OPERATING COSTS (52S AND 53S)	81,944	76,362	89,661	62,963	83,950	88,657	(4,707)	1,004
CAPITAL (54S)								

2021 DEPARTMENT BUDGET/FORECAST REPORT - GENERAL FUND (100) / ORG - 2450 - PROBATE COURT
AS OF 7/31/2020/ (21.5 PayPeriods - 82.69% of Year Lapsed)

	YEAR OVER YEAR INFORMATION						YOY VARIANCE (100%)	
	2018 Actual	2019 Actual	2020 Budget	2020 YTD	2020 Run	2021 Commission Budget	2020 R V 2021 B	2020 B V 2021 B
TOTAL DEPARTMENT MANAGED COSTS	**765,513**	**824,821**	**838,706**	**698,329**	**851,982**	**947,240**	**(95,258)**	**(108,534)**
NON DEPARTMENT MANAGED COSTS								
ALLOCATED COSTS								
512700 - WORKER'S COMP ADMIN FEES	2,558	2,451	2,167	2,195	2,195	2,257	(62)	(90)
522110 - DISPOSAL	135	186	215	158	211	215	(4)	0
522130 - CUSTODIAL SERVICES	7,608	10,008	10,586	8,822	11,762	11,327	435	(741)
522140 - LAWN CARE	346	346	346	291	388	346	42	0
522218 - PEST CONTROL	43	43	43	32	43	43	0	0
523100 - INSURANCE, OTHER BENEFITS	2,642	3,060	2,414	2,735	2,735	2,892	(157)	(478)
523200 - COMMUNICATIONS - ALLOCATED	8,807	7,197	7,440	6,211	8,282	7,440	842	0
531210 - WATER/SEWER	1,127	1,054	1,560	1,133	1,511	1,632	(121)	(72)
531230 - ELECTRICITY	13,416	14,042	15,600	11,934	15,912	15,600	312	0
TOTAL ALLOCATED COSTS	**36,682**	**38,387**	**40,371**	**33,512**	**43,039**	**41,752**	**1,287**	**(1,381)**
TOTAL NON DEPARTMENT MANAGED COSTS	**36,682**	**38,387**	**40,371**	**33,512**	**43,039**	**41,752**	**1,287**	**(1,381)**
TOTAL EXPENDITURES	**802,196**	**863,208**	**879,077**	**731,841**	**895,021**	**988,992**	**(93,971)**	**(109,915)**
TOTAL FUND REDUCTIONS	**802,196**	**863,208**	**879,077**	**731,841**	**895,021**	**988,992**	**(93,971)**	**(109,915)**

NOTES

- 2020 RUN =

  Revenues = Finance Forecast

  Expenses
  - Personnel = YTD Costs/Number of Payroll Periods completed * 26 (total payroll periods in a year)
  - Debt Service, Transfers from/To, Payments to Others, Worker's Comp Admin Fees, Insurance & Other Benefits = Budget unless YTD actual is greater
  - All other expenses = (YTD Costs / # months completed -1) * 12 months

CHEROKEE COUNTY BOARD OF COMMISSIONERS
PROBATE COURT
2021 HEADCOUNT

	2018 Budget				2019 Budget				2020 Budget				2021 Budget			
	FT	PT	SPT	Total	FT	PT	SPT	Total	FT	PT	SPT	Total	FT	PT	SPT	Total
CLK1 - CLERK 1	0.00	0.00	0.00	0.00	0.00	0.00	0.00	0.00	0.00	0.00	0.00	0.00	1.00	0.00	0.00	1.00
DRLI - DIRECTOR - LICENSING OPERATION	1.00	0.00	0.00	1.00	1.00	0.00	0.00	1.00	1.00	0.00	0.00	1.00	1.00	0.00	0.00	1.00
HROF - HEARING OFFICER - PROBATE	1.00	0.00	0.00	1.00	1.00	0.00	0.00	1.00	1.00	0.00	0.00	1.00	1.00	0.00	0.00	1.00
PJDG - PROBATE JUDGE	1.00	0.00	0.00	1.00	1.00	0.00	0.00	1.00	1.00	0.00	0.00	1.00	1.00	0.00	0.00	1.00
PTCL - PT CLERICAL	0.00	1.00	0.00	1.00	0.00	1.00	0.00	1.00	0.00	1.00	0.00	1.00	0.00	0.00	0.00	0.00
SRDC - SR DEPUTY CLERK	6.00	0.00	0.00	6.00	6.00	0.00	0.00	6.00	6.00	0.00	0.00	6.00	6.00	0.00	0.00	6.00
Total	**9.00**	**1.00**	**0.00**	**10.00**	**9.00**	**1.00**	**0.00**	**10.00**	**9.00**	**1.00**	**0.00**	**10.00**	**10.00**	**0.00**	**0.00**	**10.00**

2021 DEPARTMENT BUDGET/FORECAST REPORT - GENERAL FUND (100) / ORG - 2600 - JUVENILE COURT
AS OF 7/31/2020/ (21.5 PayPeriods - 82.69% of Year Lapsed)

	YEAR OVER YEAR INFORMATION						YOY VARIANCE (100%)	
	2018 Actual	2019 Actual	2020 Budget	2020 YTD	2020 Run	2021 Commission Budget	2020 R V 2021 B	2020 B V 2021 B
GENERAL FUND (100)								
JUVENILE COURT								
EXPENDITURES								
DEPARTMENT MANAGED COSTS								
PERSONNEL (ALL 51S EXCEPT WC)								
511100 - REGULAR EMPLOYEES	511,346	551,574	596,723	478,249	578,347	595,659	(17,312)	1,064
511115 - PERFECT ATTENDANCE	1,061	594	0	0	0	0	0	0
511116 - SHORT TERM DISABILITY PAY	0	0	0	3,867	4,676	0	4,676	0
511200 - PART TIME/TEMP EMPLOYEES	0	0	0	728	880	0	880	0
511300 - OVERTIME	0	166	0	0	0	0	0	0
TOTAL COMPENSATION	512,407	552,335	596,723	482,843	583,903	595,659	(11,756)	1,064
512101 - GROUP INSURANCE - HEALTH	61,861	62,425	36,562	37,442	45,279	56,880	(11,601)	(20,318)
512102 - GROUP INSURANCE - LIFE	697	638	681	570	689	702	(13)	(21)
512103 - GROUP INSURANCE - DENTAL	2,028	1,868	1,237	1,359	1,643	1,757	(114)	(520)
512104 - GROUP INSURANCE-LONG TERM DIS	1,057	852	1,000	1,023	1,237	1,372	(135)	(372)
512105 - GROUP INSURANCE-SHORT TERM DIS	207	155	170	156	188	198	(10)	(28)
512106 - EMPLOYEE ASSISTANCE PROGRAM	37	60	63	52	63	63	0	0
512402 - RETIREMENT CONTRIBUTION/401A	6,690	6,805	6,500	2,972	3,594	0	3,594	6,500
512403 - DEFINED BENEFIT PLAN	24,581	36,011	42,858	33,581	40,609	45,546	(4,937)	(2,688)
512405 - JUDGES RETIREMENT SYS (JRS)MAT	6,690	5,016	6,500	6,690	8,090	11,739	(3,649)	(5,239)
TOTAL BENEFITS	103,846	113,830	95,571	83,843	101,392	118,257	(16,865)	(22,686)
512200 - SOCIAL SECURITY (FICA) CONT	29,496	32,759	36,997	27,034	32,692	36,931	(4,239)	66
512300 - MEDICARE	6,986	7,728	8,653	6,791	8,213	8,637	(424)	16
TOTAL PAYROLL TAXES	36,482	40,487	45,650	33,825	40,905	45,568	(4,663)	82
512600 - UNEMPLOYMENT INSURANCE	0	0	0	1,095	1,324	0	1,324	0
TOTAL OTHER PERSONEL RELATED COSTS	0	0	0	1,095	1,324	0	1,324	0
TOTAL PERSONNEL (ALL 51S EXCEPT WC)	652,735	706,652	737,944	601,606	727,524	759,484	(31,960)	(21,540)

2021 DEPARTMENT BUDGET/FORECAST REPORT - GENERAL FUND (100) / ORG - 2600 - JUVENILE COURT
AS OF 7/31/2020/ (21.5 PayPeriods - 82.69% of Year Lapsed)

	YEAR OVER YEAR INFORMATION						YOY VARIANCE (100%)	
	2018 Actual	2019 Actual	2020 Budget	2020 YTD	2020 Run	2021 Commission Budget	2020 R V 2021 B	2020 B V 2021 B
OPERATING COSTS (52S AND 53S)								
521200 - PROFESSIONAL SERVICES	0	4,879	12,500	3,125	4,167	23,234	(19,067)	(10,734)
521201 - PROF SVCS/BROKERS & REPORTERS	135	0	0	0	0	0	0	0
521203 - PROFESSIONAL/COURT INTERPRETER	3,073	1,475	3,000	561	748	3,520	(2,772)	(520)
521204 - COURT APPOINTED ATTORNEY	222,710	225,209	264,000	191,440	255,254	264,000	(8,746)	0
521206 - PROF SVCS JUDICIAL ASSISTANCE	1,756	6,560	0	0	0	0	0	0
521216 - PROF SVC/GUARDIAN AD LITEM	251,259	262,530	260,000	204,044	272,058	280,000	(7,942)	(20,000)
521300 - TECHNICAL	0	142	140	1,871	2,495	3,710	(1,215)	(3,570)
522118 - DISPOSAL-SHREDDING	350	350	400	200	267	400	(133)	0
522320 - RENTAL OF EQUIPMENT AND VEHICL	4,795	3,896	2,500	2,904	3,872	6,805	(2,933)	(4,305)
523201 - CELL PHONE	537	406	445	353	470	445	25	0
523250 - POSTAGE	883	672	900	238	317	900	(583)	0
523500 - TRAVEL	4,385	5,275	8,640	2,778	3,704	9,880	(6,176)	(1,240)
523600 - DUES AND FEES	1,912	2,706	1,957	1,225	1,633	1,957	(324)	0
523700 - EDUCATION AND TRAINING	0	1,495	1,750	2,093	2,791	2,875	(84)	(1,125)
531100 - GENERAL SUPPLIES AND MATERIALS	12,711	10,833	12,300	4,778	6,370	11,765	(5,395)	535
531300 - FOOD	1,810	2,031	3,000	200	266	3,150	(2,884)	(150)
531400 - BOOKS AND PERIODICALS	8,232	9,025	9,500	8,752	11,669	9,744	1,925	(244)
531660 - NON ASSET COMPUTER EQUIPMENT	0	9,247	3,982	4,076	5,434	5,346	88	(1,364)
TOTAL OPERATING COSTS (52S AND 53S)	514,546	546,732	585,014	428,636	571,515	627,731	(56,216)	(42,717)
CAPITAL (54S)								
TOTAL DEPARTMENT MANAGED COSTS	1,167,282	1,253,383	1,322,958	1,030,243	1,299,039	1,387,215	(88,176)	(64,257)
NON DEPARTMENT MANAGED COSTS								
ALLOCATED COSTS								
512700 - WORKER'S COMP ADMIN FEES	1,790	1,716	1,574	1,594	1,594	1,661	(67)	(87)
522110 - DISPOSAL	271	372	429	317	422	429	(7)	0
522130 - CUSTODIAL SERVICES	15,204	20,016	21,172	17,643	23,524	22,654	870	(1,482)
522140 - LAWN CARE	692	692	692	583	777	692	85	0
522218 - PEST CONTROL	86	86	86	65	86	86	0	0
523100 - INSURANCE, OTHER BENEFITS	2,055	2,491	1,941	2,190	2,190	2,313	(123)	(372)
523200 - COMMUNICATIONS - ALLOCATED	5,940	5,097	5,255	4,368	5,824	5,280	544	(25)
531210 - WATER/SEWER	2,255	2,108	3,120	2,267	3,022	3,264	(242)	(144)
531230 - ELECTRICITY	26,833	28,084	31,200	23,868	31,824	31,200	624	0
TOTAL ALLOCATED COSTS	55,125	60,662	65,469	52,894	69,264	67,579	1,685	(2,110)
TOTAL NON DEPARTMENT MANAGED COSTS	55,125	60,662	65,469	52,894	69,264	67,579	1,685	(2,110)

2021 DEPARTMENT BUDGET/FORECAST REPORT - GENERAL FUND (100) / ORG - 2600 - JUVENILE COURT
AS OF 7/31/2020/ (21.5 PayPeriods - 82.69% of Year Lapsed)

	YEAR OVER YEAR INFORMATION						YOY VARIANCE (100%)	
	2018 Actual	2019 Actual	2020 Budget	2020 YTD	2020 Run	2021 Commission Budget	2020 R V 2021 B	2020 B V 2021 B
TOTAL EXPENDITURES	1,222,407	1,314,045	1,388,427	1,083,136	1,368,303	1,454,794	(86,491)	(66,367)
TOTAL FUND REDUCTIONS	1,222,407	1,314,045	1,388,427	1,083,136	1,368,303	1,454,794	(86,491)	(66,367)

NOTES

- 2020 RUN =

  Revenues = Finance Forecast

  Expenses
  - Personnel = YTD Costs/Number of Payroll Periods completed * 26 (total payroll periods in a year)
  - Debt Service, Transfers from/To, Payments to Others, Worker's Comp Admin Fees, Insurance & Other Benefits = Budget unless YTD actual is greater
  - All other expenses = (YTD Costs / # months completed -1) * 12 months

CHEROKEE COUNTY BOARD OF COMMISSIONERS
JUVENILE COURT
2021 HEADCOUNT

	2018 Budget				2019 Budget				2020 Budget				2021 Budget			
	FT	PT	SPT	Total	FT	PT	SPT	Total	FT	PT	SPT	Total	FT	PT	SPT	Total
ADMA - ADMINISTRATIVE ASSISTANT	2.00	0.00	0.00	2.00	2.00	0.00	0.00	2.00	2.00	0.00	0.00	2.00	2.00	0.00	0.00	2.00
JCIO - JUVENILE COURT INTAKE OFFICER	1.00	0.00	0.00	1.00	1.00	0.00	0.00	1.00	1.00	0.00	0.00	1.00	1.00	0.00	0.00	1.00
JCPM - JUV COURT PROGRAM MGR	2.00	0.00	0.00	2.00	2.00	0.00	0.00	2.00	2.00	0.00	0.00	2.00	2.00	0.00	0.00	2.00
JJDG - JUVENILE COURT JUDGE	2.00	0.00	0.00	2.00	2.00	0.00	0.00	2.00	2.00	0.00	0.00	2.00	2.00	0.00	0.00	2.00
Total	**7.00**	**0.00**	**0.00**	**7.00**	**7.00**	**0.00**	**0.00**	**7.00**	**7.00**	**0.00**	**0.00**	**7.00**	**7.00**	**0.00**	**0.00**	**7.00**

2021 DEPARTMENT BUDGET/FORECAST REPORT - GENERAL FUND (100) / ORG - 2610 - JUVENILE CT - SUPERVISION FEE
AS OF 7/31/2020/ (21.5 PayPeriods - 82.69% of Year Lapsed)

	YEAR OVER YEAR INFORMATION						YOY VARIANCE (100%)	
	2018 Actual	2019 Actual	2020 Budget	2020 YTD	2020 Run	2021 Commission Budget	2020 R V 2021 B	2020 B V 2021 B
GENERAL FUND (100)								
JUVENILE CT - SUPERVISION FEE								
EXPENDITURES								
DEPARTMENT MANAGED COSTS								
OPERATING COSTS (52S AND 53S)								
521200 - PROFESSIONAL SERVICES	35,231	19,680	64,300	18,780	25,040	64,230	(39,190)	70
523201 - CELL PHONE	615	589	480	402	536	550	(14)	(70)
TOTAL OPERATING COSTS (52S AND 53S)	35,846	20,269	64,780	19,182	25,576	64,780	(39,204)	0
TOTAL DEPARTMENT MANAGED COSTS	35,846	20,269	64,780	19,182	25,576	64,780	(39,204)	0
TOTAL EXPENDITURES	35,846	20,269	64,780	19,182	25,576	64,780	(39,204)	0
TOTAL FUND REDUCTIONS	35,846	20,269	64,780	19,182	25,576	64,780	(39,204)	0

NOTES

- 2020 RUN =

  Revenues = Finance Forecast

  Expenses
  - Personnel = YTD Costs/Number of Payroll Periods completed * 26 (total payroll periods in a year)
  - Debt Service, Transfers from/To, Payments to Others, Worker's Comp Admin Fees, Insurance & Other Benefits = Budget unless YTD actual is greater
  - All other expenses = (YTD Costs / # months completed -1) * 12 months

2021 DEPARTMENT BUDGET/FORECAST REPORT - GENERAL FUND (100) / ORG - 2810 - INDIGENT DEFENSE
AS OF 7/31/2020/ (21.5 PayPeriods - 82.69% of Year Lapsed)

	YEAR OVER YEAR INFORMATION						YOY VARIANCE (100%)	
	2018 Actual	2019 Actual	2020 Budget	2020 YTD	2020 Run	2021 Commission Budget	2020 R V 2021 B	2020 B V 2021 B
GENERAL FUND (100)								
INDIGENT DEFENSE								
EXPENDITURES								
DEPARTMENT MANAGED COSTS								
PERSONNEL (ALL 51S EXCEPT WC)								
511100 - REGULAR EMPLOYEES	167,995	235,419	235,330	189,425	229,072	248,543	(19,471)	(13,213)
511115 - PERFECT ATTENDANCE	471	485	0	2,337	2,337	0	2,337	0
511200 - PART TIME/TEMP EMPLOYEES	2,053	6,474	0	0	0	0	0	0
511300 - OVERTIME	47	8	0	0	0	0	0	0
TOTAL COMPENSATION	170,566	242,386	235,330	191,761	231,408	248,543	(17,135)	(13,213)
512101 - GROUP INSURANCE - HEALTH	20,581	29,284	25,605	28,151	34,043	45,457	(11,414)	(19,852)
512102 - GROUP INSURANCE - LIFE	226	234	238	220	266	289	(23)	(51)
512103 - GROUP INSURANCE - DENTAL	660	707	586	656	794	906	(112)	(320)
512104 - GROUP INSURANCE-LONG TERM DIS	421	518	527	482	582	631	(49)	(104)
512105 - GROUP INSURANCE-SHORT TERM DIS	105	97	85	86	104	113	(9)	(28)
512106 - EMPLOYEE ASSISTANCE PROGRAM	18	31	27	27	33	36	(3)	(9)
512403 - DEFINED BENEFIT PLAN	17,451	32,531	34,856	28,605	34,592	39,766	(5,174)	(4,910)
TOTAL BENEFITS	39,463	63,401	61,924	58,226	70,413	87,198	(16,785)	(25,274)
512200 - SOCIAL SECURITY (FICA) CONT	10,067	14,368	14,408	11,249	13,603	15,659	(2,056)	(1,251)
512300 - MEDICARE	2,354	3,360	3,369	2,631	3,181	3,662	(481)	(293)
TOTAL PAYROLL TAXES	12,421	17,729	17,777	13,879	16,784	19,321	(2,537)	(1,544)
TOTAL PERSONNEL (ALL 51S EXCEPT WC)	222,450	323,516	315,031	263,867	318,606	355,062	(36,456)	(40,031)

2021 DEPARTMENT BUDGET/FORECAST REPORT - GENERAL FUND (100) / ORG - 2810 - INDIGENT DEFENSE
AS OF 7/31/2020/ (21.5 PayPeriods - 82.69% of Year Lapsed)

	YEAR OVER YEAR INFORMATION						YOY VARIANCE (100%)	
	2018 Actual	2019 Actual	2020 Budget	2020 YTD	2020 Run	2021 Commission Budget	2020 R V 2021 B	2020 B V 2021 B
OPERATING COSTS (52S AND 53S)								
521200 - PROFESSIONAL SERVICES	16,703	31,982	30,000	53,747	71,662	50,000	21,662	(20,000)
521201 - PROF SVCS/BROKERS & REPORTERS	7,246	8,357	10,000	2,922	3,897	20,000	(16,103)	(10,000)
521203 - PROFESSIONAL/COURT INTERPRETER	15,268	15,683	15,000	10,242	13,656	20,000	(6,344)	(5,000)
521204 - COURT APPOINTED ATTORNEY	1,522,139	1,664,728	1,640,041	1,471,255	1,961,674	1,865,041	96,633	(225,000)
521215 - ATTORNEY FOR THE DAY	209,985	201,231	220,000	144,014	192,019	226,000	(33,981)	(6,000)
521300 - TECHNICAL	0	0	0	643	857	0	857	0
522320 - RENTAL OF EQUIPMENT AND VEHICL	1,058	724	1,147	825	1,100	1,074	26	73
523250 - POSTAGE	0	46	250	38	51	250	(199)	0
523500 - TRAVEL	277	21	1,000	39	52	1,000	(948)	0
523600 - DUES AND FEES	0	514	0	511	681	0	681	0
523700 - EDUCATION AND TRAINING	0	0	0	1,232	1,643	0	1,643	0
531100 - GENERAL SUPPLIES AND MATERIALS	2,178	5,975	5,452	2,197	2,930	5,452	(2,522)	0
531300 - FOOD	395	1,730	2,376	572	762	2,376	(1,614)	0
531600 - SMALL EQUIPMENT	0	0	0	1,242	1,656	0	1,656	0
531660 - NON ASSET COMPUTER EQUIPMENT	4,578	0	225	758	1,011	0	1,011	225
TOTAL OPERATING COSTS (52S AND 53S)	1,779,827	1,930,993	1,925,491	1,690,238	2,253,650	2,191,193	62,457	(265,702)
TOTAL DEPARTMENT MANAGED COSTS	2,002,277	2,254,508	2,240,522	1,954,105	2,572,257	2,546,255	26,002	(305,733)
NON DEPARTMENT MANAGED COSTS								
ALLOCATED COSTS								
512700 - WORKER'S COMP ADMIN FEES	1,023	980	945	957	957	903	54	42
522110 - DISPOSAL	23	31	36	26	35	36	(1)	0
522130 - CUSTODIAL SERVICES	1,272	1,668	1,764	1,470	1,960	1,888	72	(124)
522140 - LAWN CARE	58	58	58	49	65	58	7	0
522218 - PEST CONTROL	7	7	7	5	7	7	0	0
523100 - INSURANCE, OTHER BENEFITS	1,174	1,142	710	863	863	1,158	(295)	(448)
523200 - COMMUNICATIONS - ALLOCATED	3,019	2,458	2,700	2,119	2,825	2,700	125	0
531210 - WATER/SEWER	188	176	260	189	252	272	(20)	(12)
531230 - ELECTRICITY	2,236	2,340	2,600	1,989	2,652	2,600	52	0
TOTAL ALLOCATED COSTS	8,999	8,860	9,080	7,666	9,615	9,622	(7)	(542)
TOTAL NON DEPARTMENT MANAGED COSTS	8,999	8,860	9,080	7,666	9,615	9,622	(7)	(542)
TOTAL EXPENDITURES	2,011,276	2,263,368	2,249,602	1,961,771	2,581,872	2,555,877	25,995	(306,275)

2021 DEPARTMENT BUDGET/FORECAST REPORT - GENERAL FUND (100) / ORG - 2810 - INDIGENT DEFENSE
AS OF 7/31/2020/ (21.5 PayPeriods - 82.69% of Year Lapsed)

	YEAR OVER YEAR INFORMATION						YOY VARIANCE (100%)	
	2018 Actual	2019 Actual	2020 Budget	2020 YTD	2020 Run	2021 Commission Budget	2020 R V 2021 B	2020 B V 2021 B
TOTAL FUND REDUCTIONS	2,011,276	2,263,368	2,249,602	1,961,771	2,581,872	2,555,877	25,995	(306,275)

NOTES

- 2020 RUN =

  Revenues = Finance Forecast

  Expenses
  - Personnel = YTD Costs/Number of Payroll Periods completed * 26 (total payroll periods in a year)
  - Debt Service, Transfers from/To, Payments to Others, Worker's Comp Admin Fees, Insurance & Other Benefits = Budget unless YTD actual is greater
  - All other expenses = (YTD Costs / # months completed -1) * 12 months

CHEROKEE COUNTY BOARD OF COMMISSIONERS
INDIGENT DEFENSE
2021 HEADCOUNT

	2018 Budget				2019 Budget				2020 Budget			
	FT	PT	SPT	Total	FT	PT	SPT	Total	FT	PT	SPT	Total
COUI - COUNSELOR/INVESTIGATOR	2.00	0.00	0.00	2.00	2.00	0.00	0.00	2.00	2.00	0.00	0.00	2.00
DRID - DIR/INDIGENT DEFENSE	1.00	0.00	0.00	1.00	1.00	0.00	0.00	1.00	1.00	0.00	0.00	1.00
SECR - SECRETARY I	1.00	0.00	0.00	1.00	1.00	0.00	0.00	1.00	1.00	0.00	0.00	1.00
Total	**4.00**	**0.00**	**0.00**	**4.00**	**4.00**	**0.00**	**0.00**	**4.00**	**4.00**	**0.00**	**0.00**	**4.00**

CHEROKEE COUNTY BOARD OF COMMISSIONERS
INDIGENT DEFENSE
2021 HEADCOUNT

	2021 Budget			
	FT	PT	SPT	Total
COUI - COUNSELOR/INVESTIGATOR	2.00	0.00	0.00	2.00
DRID - DIR/INDIGENT DEFENSE	1.00	0.00	0.00	1.00
SECR - SECRETARY I	1.00	0.00	0.00	1.00
Total	**4.00**	**0.00**	**0.00**	**4.00**

2021 DEPARTMENT BUDGET/FORECAST REPORT - GENERAL FUND (100) / SHERIFF OFFICE
AS OF 7/31/2020/ (21.5 PayPeriods - 82.69% of Year Lapsed)

	YEAR OVER YEAR INFORMATION						YOY VARIANCE (100%)	
	2018 Actual	2019 Actual	2020 Budget	2020 YTD	2020 Run	2021 Commission Budget	2020 R V 2021 B	2020 B V 2021 B
GENERAL FUND (100)								
SHERIFF OFFICE								
EXPENDITURES								
DEPARTMENT MANAGED COSTS								
PERSONNEL (ALL 51S EXCEPT WC)								
511100 - REGULAR EMPLOYEES	18,691,244	20,530,587	22,501,839	18,509,826	22,383,976	24,521,652	(2,137,676)	(2,019,813)
511101 - SALARIES/ SALARY SUPPLEMENTS	1,261	788	2,622	0	0	2,832	(2,832)	(210)
511102 - SALARIES/ COURT SERVICE	40,966	34,893	32,782	13,972	16,896	34,228	(17,332)	(1,446)
511103 - WORKED HOLIDAY	242,273	240,163	327,547	229,168	277,134	353,750	(76,616)	(26,203)
511110 - UNIFORM ALLOWANCE	40,655	38,805	42,120	32,305	39,067	42,120	(3,053)	0
511115 - PERFECT ATTENDANCE	121,914	130,601	0	151,591	151,591	0	151,591	0
511116 - SHORT TERM DISABILITY PAY	0	1,723	0	2,742	3,316	0	3,316	0
511200 - PART TIME/TEMP EMPLOYEES	222,339	215,307	340,288	180,303	218,040	346,466	(128,426)	(6,178)
511300 - OVERTIME	1,601,470	1,562,862	1,555,741	1,154,808	1,396,512	1,745,042	(348,530)	(189,301)
TOTAL COMPENSATION	20,962,122	22,755,729	24,802,939	20,274,716	24,486,532	27,046,090	(2,559,558)	(2,243,151)
512101 - GROUP INSURANCE - HEALTH	3,321,298	3,577,660	3,169,543	2,893,521	3,499,141	4,585,402	(1,086,261)	(1,415,859)
512102 - GROUP INSURANCE - LIFE	24,381	23,352	26,162	20,655	24,979	28,188	(3,209)	(2,026)
512103 - GROUP INSURANCE - DENTAL	106,841	107,097	107,214	92,167	111,457	127,925	(16,468)	(20,711)
512104 - GROUP INSURANCE-LONG TERM DIS	45,349	50,629	55,670	45,272	54,747	61,820	(7,073)	(6,150)
512105 - GROUP INSURANCE-SHORT TERM DIS	10,743	11,070	12,026	9,678	11,704	12,635	(931)	(609)
512106 - EMPLOYEE ASSISTANCE PROGRAM	1,929	3,508	3,870	3,072	3,715	4,077	(362)	(207)
512402 - RETIREMENT CONTRIBUTION/401A	8,181	4,092	0	3,551	4,294	0	4,294	0
512403 - DEFINED BENEFIT PLAN	2,122,585	3,070,344	3,583,112	2,969,377	3,590,875	4,272,593	(681,718)	(689,481)
TOTAL BENEFITS	5,641,306	6,847,752	6,957,597	6,037,293	7,300,913	9,092,640	(1,791,727)	(2,135,043)
512200 - SOCIAL SECURITY (FICA) CONT	1,219,899	1,331,163	1,498,937	1,187,914	1,436,547	1,673,972	(237,425)	(175,035)
512300 - MEDICARE	285,319	311,573	350,388	277,892	336,055	391,495	(55,440)	(41,107)
TOTAL PAYROLL TAXES	1,505,219	1,642,736	1,849,325	1,465,805	1,772,602	2,065,467	(292,865)	(216,142)
512600 - UNEMPLOYMENT INSURANCE	4,290	0	0	0	0	0	0	0
512900 - OTHER EMPLOYEE BENEFITS	0	300	0	0	0	0	0	0
TOTAL OTHER PERSONEL RELATED COSTS	4,290	300	0	0	0	0	0	0
TOTAL PERSONNEL (ALL 51S EXCEPT WC)	28,112,937	31,246,518	33,609,861	27,777,814	33,560,047	38,204,197	(4,644,150)	(4,594,336)

2021 DEPARTMENT BUDGET/FORECAST REPORT - GENERAL FUND (100) / SHERIFF OFFICE
AS OF 7/31/2020/ (21.5 PayPeriods - 82.69% of Year Lapsed)

	YEAR OVER YEAR INFORMATION						YOY VARIANCE (100%)	
	2018 Actual	2019 Actual	2020 Budget	2020 YTD	2020 Run	2021 Commission Budget	2020 R V 2021 B	2020 B V 2021 B
OPERATING COSTS (52S AND 53S)								
521200 - PROFESSIONAL SERVICES	143,357	125,662	113,152	68,344	91,125	129,000	(37,875)	(15,848)
521214 - PROF SVCS - LEGAL	6,645	16,588	0	17,434	23,245	0	23,245	0
521221 - SO IMPOUND YARD - WRECKER FEES	1,758	2,482	1,525	2,278	3,037	1,525	1,512	0
521260 - PROFESSIONAL SERVICE-MEDICAL	2,579,229	2,894,708	2,844,673	2,223,840	2,965,120	2,744,673	220,447	100,000
521261 - PROF SVCS - MED NON MANAGED	0	0	1,031,664	759,825	1,013,099	0	1,013,099	1,031,664
521300 - TECHNICAL	10,576	11,579	20,000	10,505	14,007	20,000	(5,993)	0
522200 - REPAIRS AND MAINTENANCE	160,308	187,272	200,140	136,415	181,887	200,140	(18,253)	0
522202 - VEHICLE MAINTENANCE	582,775	650,067	439,740	532,152	709,536	439,740	269,796	0
522320 - RENTAL OF EQUIPMENT AND VEHICL	45,714	38,173	64,982	26,324	35,099	64,982	(29,883)	0
523201 - CELL PHONE	145,303	102,827	136,903	55,349	73,798	102,303	(28,505)	34,600
523202 - COMMUNICATIONS - NON ALLOCATED	592	534	0	0	0	0	0	0
523250 - POSTAGE	9,173	16,433	12,500	7,357	9,809	15,500	(5,691)	(3,000)
523300 - ADVERTISING	6,090	13,505	2,000	1,070	1,427	2,000	(573)	0
523400 - PRINTING AND BINDING	21,895	24,644	30,500	17,606	23,474	30,500	(7,026)	0
523500 - TRAVEL	137,576	150,786	159,459	66,436	88,582	161,627	(73,045)	(2,168)
523600 - DUES AND FEES	48,223	61,013	38,222	42,680	56,907	41,551	15,356	(3,329)
523700 - EDUCATION AND TRAINING	244,620	228,499	194,162	151,053	201,404	194,162	7,242	0
523800 - LICENSES	0	0	35,000	38,051	50,735	60,000	(9,265)	(25,000)
523900 - OTHER PURCHASED SERVICES	3,164	3,143	23,400	47,778	63,705	21,400	42,305	2,000
523910 - AUTOMOTIVE SERVICES O/S FLEET	52,205	52,449	65,000	38,815	51,754	65,000	(13,246)	0
531100 - GENERAL SUPPLIES AND MATERIALS	335,443	385,343	347,094	278,061	370,748	347,094	23,654	0
531101 - GEN SUPPLIES/ WEAPONS & AMMUNI	206,096	133,459	224,529	80,150	106,866	224,529	(117,663)	0
531105 - GENERAL SUPPLIES- CUSTODIAL	17,715	22,580	0	28,175	37,566	0	37,566	0
531150 - AUTOMOTIVE SUPPLIES	2,487	6,892	8,900	690	920	5,000	(4,080)	3,900
531270 - GASOLINE	763,644	729,347	831,935	414,715	552,954	831,933	(278,979)	2
531300 - FOOD	705,813	589,822	656,000	340,454	453,938	756,000	(302,062)	(100,000)
531400 - BOOKS AND PERIODICALS	1,114	2,124	2,000	2,916	3,889	2,000	1,889	0
531600 - SMALL EQUIPMENT	59,286	62,454	67,511	64,374	85,832	67,511	18,321	0
531660 - NON ASSET COMPUTER EQUIPMENT	68,762	60,678	36,200	43,924	58,565	54,881	3,684	(18,681)
531700 - OTHER SUPPLIES	513,948	433,852	464,489	502,767	670,356	464,489	205,867	0
TOTAL OPERATING COSTS (52S AND 53S)	6,873,512	7,006,914	8,051,680	5,999,537	7,999,383	7,047,540	951,843	1,004,140
CAPITAL (54S)								
541300 - BUILDINGS	3,479	0	0	0	0	0	0	0
542200 - VEHICLES	204,722	235,747	171,427	163,126	217,501	0	217,501	171,427
542300 - FURNITURE AND FIXTURES	7,108	0	0	0	0	0	0	0
542500 - OTHER EQUIPMENT	19,270	0	0	8,301	11,068	0	11,068	0
TOTAL CAPITAL (54S)	234,578	235,747	171,427	171,427	228,570	0	228,570	171,427

2021 DEPARTMENT BUDGET/FORECAST REPORT - GENERAL FUND (100) / SHERIFF OFFICE
AS OF 7/31/2020/ (21.5 PayPeriods - 82.69% of Year Lapsed)

	YEAR OVER YEAR INFORMATION						YOY VARIANCE (100%)	
	2018 Actual	2019 Actual	2020 Budget	2020 YTD	2020 Run	2021 Commission Budget	2020 R V 2021 B	2020 B V 2021 B
NON-OPERATIONAL COSTS								
572000 - PAYMENTS TO OTHER AGENCIES	62,509	7,039	0	0	0	0	0	0
TOTAL NON-OPERATIONAL COSTS	62,509	7,039	0	0	0	0	0	0
TOTAL DEPARTMENT MANAGED COSTS	35,283,535	38,496,217	41,832,968	33,948,779	41,788,000	45,251,737	(3,463,737)	(3,418,769)
NON DEPARTMENT MANAGED COSTS								
ALLOCATED COSTS								
512700 - WORKER'S COMP ADMIN FEES	106,654	96,834	92,508	93,678	93,678	100,221	(6,543)	(7,713)
512701 - WORKERS COMP CLAIMS	280,281	283,942	142,428	285,002	380,003	336,436	43,567	(194,008)
522110 - DISPOSAL	1,762	2,059	2,374	1,650	2,200	2,374	(174)	0
522130 - CUSTODIAL SERVICES	38,732	37,515	39,574	33,653	44,871	41,896	2,975	(2,322)
522140 - LAWN CARE	13,811	13,839	13,798	11,105	14,807	13,798	1,009	0
522203 - VEHICLE REPAIRS- INSURANCE CLM	1,639	34,187	0	45,529	60,705	0	60,705	0
522218 - PEST CONTROL	3,851	4,151	4,531	3,158	4,211	4,231	(20)	300
523100 - INSURANCE, OTHER BENEFITS	340,402	355,655	395,554	368,057	395,554	594,012	(198,458)	(198,458)
523110 - INSURANCE DEDUCTIBLES	18,160	57,839	0	71,132	94,843	0	94,843	0
523200 - COMMUNICATIONS - ALLOCATED	268,121	267,495	263,565	220,275	293,700	276,885	16,815	(13,320)
531210 - WATER/SEWER	209,451	220,719	222,654	162,083	216,110	222,699	(6,589)	(45)
531230 - ELECTRICITY	562,846	539,118	587,573	425,658	567,543	587,573	(20,030)	0
531520 - NATURAL GAS	18,411	19,418	28,623	15,009	20,012	29,123	(9,111)	(500)
TOTAL ALLOCATED COSTS	1,864,120	1,932,771	1,793,182	1,735,990	2,188,238	2,209,248	(21,010)	(416,066)
TOTAL NON DEPARTMENT MANAGED COSTS	1,864,120	1,932,771	1,793,182	1,735,990	2,188,238	2,209,248	(21,010)	(416,066)
TOTAL EXPENDITURES	37,147,655	40,428,988	43,626,150	35,684,769	43,976,238	47,460,985	(3,484,747)	(3,834,835)
TOTAL FUND REDUCTIONS	37,147,655	40,428,988	43,626,150	35,684,769	43,976,238	47,460,985	(3,484,747)	(3,834,835)

NOTES

- 2020 RUN =

  Revenues = Finance Forecast

  Expenses
  - Personnel = YTD Costs/Number of Payroll Periods completed * 26 (total payroll periods in a year)
  - Debt Service, Transfers from/To, Payments to Others, Worker's Comp Admin Fees, Insurance & Other Benefits = Budget unless YTD actual is greater
  - All other expenses = (YTD Costs / # months completed -1) * 12 months

CHEROKEE COUNTY BOARD OF COMMISSIONERS
LAW ENFORCEMENT
2019 HEADCOUNT

		2018 Budget				2019 Budget				2020 Budget				2021 Budget			
		FT	PT	SPT	Total	FT	PT	SPT	Total	FT	PT	SPT	Total	FT	PT	SPT	Total
SHERIFF ADMINISTRATION (3310)	ACCM - ACCREDITATION MANAGER	0.00	0.00	0.00	0.00	1.00	0.00	0.00	1.00	1.00	0.00	0.00	1.00	1.00	0.00	0.00	1.00
	ADMA - ADMINISTRATIVE ASSISTANT	2.00	0.00	0.00	2.00	1.00	0.00	0.00	1.00	1.00	0.00	0.00	1.00	0.00	0.00	0.00	0.00
	ADSP - ADMIN SUPERVISOR	1.00	0.00	0.00	1.00	1.00	0.00	0.00	1.00	1.00	0.00	0.00	1.00	1.00	0.00	0.00	1.00
	BOAD - BOND ADMINISTRATOR	1.00	0.00	0.00	1.00	1.00	0.00	0.00	1.00	1.00	0.00	0.00	1.00	1.00	0.00	0.00	1.00
	CAPS - CAPTAIN SHERIFF'S OFFICE	8.00	0.00	0.00	8.00	8.00	0.00	0.00	8.00	9.00	0.00	0.00	9.00	10.00	0.00	0.00	10.00
	CFDS - CHIEF DEPUTY SHERIFF	1.00	0.00	0.00	1.00	1.00	0.00	0.00	1.00	1.00	0.00	0.00	1.00	1.00	0.00	0.00	1.00
	CLK1 - CLERK 1	17.00	0.00	0.00	17.00	17.00	0.00	0.00	17.00	17.00	0.00	0.00	17.00	16.00	0.00	0.00	16.00
	CLK2 - CLERK 2	1.00	0.00	0.00	1.00	6.00	0.00	0.00	6.00	5.00	0.00	0.00	5.00	6.00	0.00	0.00	6.00
	COOS - COMM OFFICER SHERIFF	9.00	0.00	0.00	9.00	9.00	0.00	0.00	9.00	9.00	0.00	0.00	9.00	9.00	0.00	0.00	9.00
	CORP - CORPORAL	43.00	0.00	0.00	43.00	52.00	0.00	0.00	52.00	53.00	0.00	0.00	53.00	53.00	0.00	0.00	53.00
	CRAN - CRIME ANALYST	2.00	0.00	0.00	2.00	3.00	0.00	0.00	3.00	2.00	0.00	0.00	2.00	3.00	0.00	0.00	3.00
	CROP - CONTROL ROOM OPERATOR	1.00	0.00	0.00	1.00	1.00	0.00	0.00	1.00	1.00	0.00	0.00	1.00	1.00	0.00	0.00	1.00
	DCMS - DETENTION CENTER MAINT SUPVSR	1.00	0.00	0.00	1.00	1.00	0.00	0.00	1.00	1.00	0.00	0.00	1.00	1.00	0.00	0.00	1.00
	DEPU - DEPUTY UNCERTIFED	4.00	0.00	0.00	4.00	3.00	0.00	0.00	3.00	3.00	0.00	0.00	3.00	0.00	0.00	0.00	0.00
	DPTY - DEPUTY - CERTIFIED	242.00	0.00	0.00	242.00	229.00	0.00	0.00	229.00	237.00	0.00	0.00	237.00	252.00	0.00	0.00	252.00
	DRCO - DIRECTOR OF COMMUNICATIONS	0.00	0.00	0.00	0.00	0.00	0.00	0.00	0.00	1.00	0.00	0.00	1.00	0.00	0.00	0.00	0.00
	EVCU - EVIDENCE CUSTODIAN	3.00	0.00	0.00	3.00	3.00	0.00	0.00	3.00	3.00	0.00	0.00	3.00	3.00	0.00	0.00	3.00
	EXAS - EXECUTIVE ASSISTANT	1.00	0.00	0.00	1.00	2.00	0.00	0.00	2.00	2.00	0.00	0.00	2.00	2.00	0.00	0.00	2.00
	FCTH - FORENSIC COMPUTER TECHNICIAN	1.00	0.00	0.00	1.00	1.00	0.00	0.00	1.00	1.00	0.00	0.00	1.00	1.00	0.00	0.00	1.00
	FTMG - FLEET MANAGER SO	0.00	0.00	0.00	0.00	0.00	0.00	0.00	0.00	0.00	0.00	0.00	0.00	1.00	0.00	0.00	1.00

		2018 Budget				2019 Budget				2020 Budget				2021 Budget			
		FT	PT	SPT	Total	FT	PT	SPT	Total	FT	PT	SPT	Total	FT	PT	SPT	Total
SHERIFF ADMINISTRATION (3310)	HRAS - HR ASSISTANT	0.00	0.00	0.00	0.00	1.00	0.00	0.00	1.00	1.00	0.00	0.00	1.00	1.00	0.00	0.00	1.00
	HRSP - HR SPECIALIST	1.00	0.00	0.00	1.00	1.00	0.00	0.00	1.00	1.00	0.00	0.00	1.00	1.00	0.00	0.00	1.00
	ICCO - INMATE COURT COORDINATOR	2.00	0.00	0.00	2.00	2.00	0.00	0.00	2.00	2.00	0.00	0.00	2.00	2.00	0.00	0.00	2.00
	INSM - INFORMATION SYSTEM MANAGER	0.00	0.00	0.00	0.00	0.00	0.00	0.00	0.00	1.00	0.00	0.00	1.00	1.00	0.00	0.00	1.00
	LTCS - LT COLONEL SHERIFF	1.00	0.00	0.00	1.00	1.00	0.00	0.00	1.00	1.00	0.00	0.00	1.00	1.00	0.00	0.00	1.00
	LTSH - LIEUTENANT - SHERIFF	19.00	0.00	0.00	19.00	21.00	0.00	0.00	21.00	21.00	0.00	0.00	21.00	22.00	0.00	0.00	22.00
	MAJS - MAJOR SHERIFF	2.00	0.00	0.00	2.00	2.00	0.00	0.00	2.00	2.00	0.00	0.00	2.00	2.00	0.00	0.00	2.00
	MNTH - MAINTENANCE TECHNICIAN	2.00	0.00	0.00	2.00	2.00	0.00	0.00	2.00	2.00	0.00	0.00	2.00	4.00	0.00	0.00	4.00
	PT - PART-TIME	0.00	0.00	0.00	0.00	0.00	0.00	0.00	0.00	0.00	0.00	0.00	0.00	0.00	1.00	0.00	1.00
	PTCD - PT CERTIFIED DEPUTY	0.00	0.00	0.00	0.00	0.00	0.00	0.00	0.00	0.00	0.00	0.00	0.00	0.00	3.00	0.00	3.00
	PTDP - PT DEPUTY	0.00	5.00	0.00	5.00	0.00	5.00	0.00	5.00	0.00	5.00	0.00	5.00	0.00	5.00	0.00	5.00
	PTQM - PART TIME QUARTERMASTER	0.00	0.00	0.00	0.00	0.00	1.00	0.00	1.00	0.00	0.00	0.00	0.00	0.00	0.00	0.00	0.00
	PTXG - PT CROSSING GUARD	0.00	14.00	0.00	14.00	0.00	11.00	0.00	11.00	0.00	12.00	0.00	12.00	0.00	10.00	0.00	10.00
	RECO - RECORDS COORDINATOR	2.00	0.00	0.00	2.00	2.00	0.00	0.00	2.00	2.00	0.00	0.00	2.00	3.00	0.00	0.00	3.00
	RECP - RECEPTIONIST	1.00	0.00	0.00	1.00	0.00	0.00	0.00	0.00	0.00	0.00	0.00	0.00	0.00	0.00	0.00	0.00
	RMSM - RMS MANAGER	0.00	0.00	0.00	0.00	0.00	0.00	0.00	0.00	0.00	0.00	0.00	0.00	1.00	0.00	0.00	1.00
	SEC2 - SECRETARY II	2.00	0.00	0.00	2.00	2.00	0.00	0.00	2.00	2.00	0.00	0.00	2.00	2.00	0.00	0.00	2.00
	SECR - SECRETARY I	1.00	0.00	0.00	1.00	1.00	0.00	0.00	1.00	1.00	0.00	0.00	1.00	1.00	0.00	0.00	1.00
	SGTS - SERGEANT SHERIFF	37.00	0.00	0.00	37.00	36.00	0.00	0.00	36.00	37.00	0.00	0.00	37.00	37.00	0.00	0.00	37.00
	SHER - SHERIFF	1.00	0.00	0.00	1.00	1.00	0.00	0.00	1.00	1.00	0.00	0.00	1.00	1.00	0.00	0.00	1.00
	SRCL - SENIOR CLERK I	1.00	0.00	0.00	1.00	1.00	0.00	0.00	1.00	2.00	0.00	0.00	2.00	2.00	0.00	0.00	2.00
	SRSE - SENIOR SECRETARY	2.00	0.00	0.00	2.00	2.00	0.00	0.00	2.00	2.00	0.00	0.00	2.00	2.00	0.00	0.00	2.00

		2018 Budget				2019 Budget				2020 Budget				2021 Budget			
		FT	PT	SPT	Total	FT	PT	SPT	Total	FT	PT	SPT	Total	FT	PT	SPT	Total
SHERIFF ADMINISTRATION (3310)	TACS - TAC OFFICER - SHERIFF	2.00	0.00	0.00	2.00	2.00	0.00	0.00	2.00	2.00	0.00	0.00	2.00	2.00	0.00	0.00	2.00
	UDPY - DEPUTY - UNCERTIFIED	1.00	0.00	0.00	1.00	1.00	0.00	0.00	1.00	1.00	0.00	0.00	1.00	0.00	0.00	0.00	0.00
	WROC - WARRANT OFFICE COORDINATOR	1.00	0.00	0.00	1.00	1.00	0.00	0.00	1.00	1.00	0.00	0.00	1.00	1.00	0.00	0.00	1.00
	Total	**416.00**	**19.00**	**0.00**	**435.00**	**419.00**	**17.00**	**0.00**	**436.00**	**431.00**	**17.00**	**0.00**	**448.00**	**448.00**	**19.00**	**0.00**	**467.00**
Total		**416.00**	**19.00**	**0.00**	**435.00**	**419.00**	**17.00**	**0.00**	**436.00**	**431.00**	**17.00**	**0.00**	**448.00**	**448.00**	**19.00**	**0.00**	**467.00**

2021 DEPARTMENT BUDGET/FORECAST REPORT - GENERAL FUND (100) / ORG - 3222 - VICE CONTROL
AS OF 7/31/2020/ (21.5 PayPeriods - 82.69% of Year Lapsed)

	YEAR OVER YEAR INFORMATION						YOY VARIANCE (100%)	
	2018 Actual	2019 Actual	2020 Budget	2020 YTD	2020 Run	2021 Commission Budget	2020 R V 2021 B	2020 B V 2021 B
GENERAL FUND (100)								
VICE CONTROL								
EXPENDITURES								
DEPARTMENT MANAGED COSTS								
PERSONNEL (ALL 51S EXCEPT WC)								
511100 - REGULAR EMPLOYEES	725,365	769,280	791,496	653,658	790,470	883,971	(93,501)	(92,475)
511101 - SALARIES/ SALARY SUPPLEMENTS	1,261	788	2,622	0	0	2,832	(2,832)	(210)
511102 - SALARIES/ COURT SERVICE	0	43	1,093	0	0	0	0	1,093
511103 - WORKED HOLIDAY	187	370	1,093	1,327	1,605	1,180	425	(87)
511110 - UNIFORM ALLOWANCE	7,150	7,150	7,800	4,940	5,974	7,800	(1,826)	0
511115 - PERFECT ATTENDANCE	5,743	6,559	0	7,104	7,104	0	7,104	0
511116 - SHORT TERM DISABILITY PAY	0	0	0	1,233	1,491	0	1,491	0
511200 - PART TIME/TEMP EMPLOYEES	0	105	0	0	0	0	0	0
511300 - OVERTIME	29,345	38,557	41,721	36,752	44,444	67,792	(23,348)	(26,071)
TOTAL COMPENSATION	769,052	822,852	845,825	705,014	851,088	963,575	(112,487)	(117,750)
512101 - GROUP INSURANCE - HEALTH	115,684	125,547	120,019	108,955	131,759	188,160	(56,401)	(68,141)
512102 - GROUP INSURANCE - LIFE	936	888	929	740	894	965	(71)	(36)
512103 - GROUP INSURANCE - DENTAL	3,541	3,531	3,407	3,162	3,824	4,401	(577)	(994)
512104 - GROUP INSURANCE-LONG TERM DIS	1,739	1,940	2,023	1,630	1,972	2,192	(220)	(169)
512105 - GROUP INSURANCE-SHORT TERM DIS	388	382	392	300	362	396	(34)	(4)
512106 - EMPLOYEE ASSISTANCE PROGRAM	69	122	126	95	115	126	(11)	0
512403 - DEFINED BENEFIT PLAN	80,409	113,685	126,909	105,432	127,500	154,272	(26,772)	(27,363)
TOTAL BENEFITS	202,767	246,094	253,805	220,313	266,426	350,512	(84,086)	(96,707)
512200 - SOCIAL SECURITY (FICA) CONT	45,288	47,972	52,457	41,104	49,707	58,216	(8,509)	(5,759)
512300 - MEDICARE	10,592	11,219	12,268	9,613	11,625	13,616	(1,991)	(1,348)
TOTAL PAYROLL TAXES	55,880	59,191	64,725	50,717	61,333	71,832	(10,499)	(7,107)
TOTAL PERSONNEL (ALL 51S EXCEPT WC)	1,027,698	1,128,137	1,164,355	976,044	1,178,846	1,385,919	(207,073)	(221,564)

2021 DEPARTMENT BUDGET/FORECAST REPORT - GENERAL FUND (100) / ORG - 3222 - VICE CONTROL
AS OF 7/31/2020/ (21.5 PayPeriods - 82.69% of Year Lapsed)

	YEAR OVER YEAR INFORMATION						YOY VARIANCE (100%)	
	2018 Actual	2019 Actual	2020 Budget	2020 YTD	2020 Run	2021 Commission Budget	2020 R V 2021 B	2020 B V 2021 B
OPERATING COSTS (52S AND 53S)								
521200 - PROFESSIONAL SERVICES	5,213	5,198	4,000	3,982	5,309	4,000	1,309	0
522200 - REPAIRS AND MAINTENANCE	589	2,532	2,500	375	500	2,500	(2,000)	0
522202 - VEHICLE MAINTENANCE	36,236	37,152	36,000	22,927	30,570	36,000	(5,430)	0
522320 - RENTAL OF EQUIPMENT AND VEHICL	2,119	2,019	3,300	1,279	1,705	3,300	(1,595)	0
523201 - CELL PHONE	20,403	18,502	17,552	12,330	16,440	17,552	(1,112)	0
523250 - POSTAGE	0	0	500	0	0	500	(500)	0
523300 - ADVERTISING	3,795	5,210	1,000	920	1,227	1,000	227	0
523400 - PRINTING AND BINDING	0	155	1,000	0	0	1,000	(1,000)	0
523500 - TRAVEL	2,850	2,012	5,500	49	65	5,500	(5,435)	0
523700 - EDUCATION AND TRAINING	5,541	3,153	2,500	2,336	3,115	2,500	615	0
523900 - OTHER PURCHASED SERVICES	3,164	3,143	23,400	47,778	63,705	21,400	42,305	2,000
531100 - GENERAL SUPPLIES AND MATERIALS	15,525	17,904	10,700	11,667	15,556	10,700	4,856	0
531101 - GEN SUPPLIES/ WEAPONS & AMMUNI	2,276	696	2,500	818	1,090	2,500	(1,410)	0
531270 - GASOLINE	1,262	0	0	0	0	0	0	0
531660 - NON ASSET COMPUTER EQUIPMENT	0	0	0	0	0	18,681	(18,681)	(18,681)
531700 - OTHER SUPPLIES	12,766	2,106	7,500	6,096	8,128	7,500	628	0
TOTAL OPERATING COSTS (52S AND 53S)	111,739	99,784	117,952	110,557	147,409	134,633	12,776	(16,681)
CAPITAL (54S)								
542200 - VEHICLES	0	29,831	0	0	0	0	0	0
TOTAL CAPITAL (54S)	0	29,831	0	0	0	0	0	0
TOTAL DEPARTMENT MANAGED COSTS	1,139,437	1,257,751	1,282,307	1,086,601	1,326,255	1,520,552	(194,297)	(238,245)
NON DEPARTMENT MANAGED COSTS								
ALLOCATED COSTS								
512700 - WORKER'S COMP ADMIN FEES	2,813	3,235	3,057	3,095	3,095	2,934	161	123
512701 - WORKERS COMP CLAIMS	1,658	0	1,053	0	0	0	0	1,053
522130 - CUSTODIAL SERVICES	6,164	6,171	6,420	6,025	8,033	6,420	1,613	0
522203 - VEHICLE REPAIRS- INSURANCE CLM	0	2,000	0	0	0	0	0	0
522218 - PEST CONTROL	0	0	300	0	0	0	0	300
523100 - INSURANCE, OTHER BENEFITS	17,020	18,616	20,907	20,706	20,907	28,386	(7,479)	(7,479)
523110 - INSURANCE DEDUCTIBLES	3,084	20,000	0	0	0	0	0	0
523200 - COMMUNICATIONS - ALLOCATED	15,526	15,611	16,290	12,864	17,152	16,290	862	0
531210 - WATER/SEWER	1,469	1,492	1,513	1,316	1,754	1,513	241	0
531230 - ELECTRICITY	5,862	6,717	6,340	5,109	6,812	6,340	472	0
531520 - NATURAL GAS	3,588	3,912	4,700	3,699	4,932	5,200	(268)	(500)
TOTAL ALLOCATED COSTS	57,184	77,754	60,580	52,815	62,686	67,083	(4,397)	(6,503)

2021 DEPARTMENT BUDGET/FORECAST REPORT - GENERAL FUND (100) / ORG - 3222 - VICE CONTROL
AS OF 7/31/2020/ (21.5 PayPeriods - 82.69% of Year Lapsed)

	YEAR OVER YEAR INFORMATION						YOY VARIANCE (100%)	
	2018 Actual	2019 Actual	2020 Budget	2020 YTD	2020 Run	2021 Commission Budget	2020 R V 2021 B	2020 B V 2021 B
TOTAL NON DEPARTMENT MANAGED COSTS	57,184	77,754	60,580	52,815	62,686	67,083	(4,397)	(6,503)
TOTAL EXPENDITURES	1,196,621	1,335,506	1,342,887	1,139,416	1,388,941	1,587,635	(198,694)	(244,748)
TOTAL FUND REDUCTIONS	1,196,621	1,335,506	1,342,887	1,139,416	1,388,941	1,587,635	(198,694)	(244,748)

NOTES

- 2020 RUN =

  Revenues = Finance Forecast

  Expenses
  - Personnel = YTD Costs/Number of Payroll Periods completed * 26 (total payroll periods in a year)
  - Debt Service, Transfers from/To, Payments to Others, Worker's Comp Admin Fees, Insurance & Other Benefits = Budget unless YTD actual is greater
  - All other expenses = (YTD Costs / # months completed -1) * 12 months

2021 DEPARTMENT BUDGET/FORECAST REPORT - GENERAL FUND (100) / ORG - 3310 - LAW ENFORCEMENT ADMINISTRATION
AS OF 7/31/2020/ (21.5 PayPeriods - 82.69% of Year Lapsed)

	YEAR OVER YEAR INFORMATION						YOY VARIANCE (100%)	
	2018 Actual	2019 Actual	2020 Budget	2020 YTD	2020 Run	2021 Commission Budget	2020 R V 2021 B	2020 B V 2021 B
GENERAL FUND (100)								
LAW ENFORCEMENT ADMINISTRATION								
EXPENDITURES								
DEPARTMENT MANAGED COSTS								
PERSONNEL (ALL 51S EXCEPT WC)								
511100 - REGULAR EMPLOYEES	994,224	1,121,225	1,142,915	999,778	1,209,034	1,296,998	(87,964)	(154,083)
511103 - WORKED HOLIDAY	357	527	729	150	181	787	(606)	(58)
511110 - UNIFORM ALLOWANCE	2,990	2,990	3,120	2,015	2,437	2,340	97	780
511115 - PERFECT ATTENDANCE	5,293	4,730	0	7,128	7,128	0	7,128	0
511300 - OVERTIME	35,669	36,160	72,595	31,477	38,065	78,403	(40,338)	(5,808)
TOTAL COMPENSATION	1,038,533	1,165,632	1,219,359	1,040,548	1,256,845	1,378,528	(121,683)	(159,169)
512101 - GROUP INSURANCE - HEALTH	146,563	178,975	170,956	167,213	202,211	262,789	(60,578)	(91,833)
512102 - GROUP INSURANCE - LIFE	1,305	1,311	1,326	1,138	1,376	1,413	(37)	(87)
512103 - GROUP INSURANCE - DENTAL	4,892	5,058	5,140	4,997	6,043	6,692	(649)	(1,552)
512104 - GROUP INSURANCE-LONG TERM DIS	2,283	2,525	2,566	2,366	2,861	3,146	(285)	(580)
512105 - GROUP INSURANCE-SHORT TERM DIS	512	507	505	435	526	566	(40)	(61)
512106 - EMPLOYEE ASSISTANCE PROGRAM	92	170	171	142	171	180	(9)	(9)
512403 - DEFINED BENEFIT PLAN	105,979	147,986	182,918	143,472	173,501	220,595	(47,094)	(37,677)
TOTAL BENEFITS	261,626	336,533	363,582	319,763	386,690	495,381	(108,691)	(131,799)
512200 - SOCIAL SECURITY (FICA) CONT	60,711	67,437	75,605	60,212	72,814	85,481	(12,667)	(9,876)
512300 - MEDICARE	14,198	15,771	17,683	14,197	17,168	19,992	(2,824)	(2,309)
TOTAL PAYROLL TAXES	74,909	83,208	93,288	74,408	89,982	105,473	(15,491)	(12,185)
512600 - UNEMPLOYMENT INSURANCE	4,290	0	0	0	0	0	0	0
TOTAL OTHER PERSONEL RELATED COSTS	4,290	0	0	0	0	0	0	0
TOTAL PERSONNEL (ALL 51S EXCEPT WC)	1,379,358	1,585,373	1,676,229	1,434,720	1,733,518	1,979,382	(245,864)	(303,153)

2021 DEPARTMENT BUDGET/FORECAST REPORT - GENERAL FUND (100) / ORG - 3310 - LAW ENFORCEMENT ADMINISTRATION
AS OF 7/31/2020/ (21.5 PayPeriods - 82.69% of Year Lapsed)

	YEAR OVER YEAR INFORMATION						YOY VARIANCE (100%)	
	2018 Actual	2019 Actual	2020 Budget	2020 YTD	2020 Run	2021 Commission Budget	2020 R V 2021 B	2020 B V 2021 B
OPERATING COSTS (52S AND 53S)								
521200 - PROFESSIONAL SERVICES	137,012	120,230	109,152	64,362	85,816	125,000	(39,184)	(15,848)
521214 - PROF SVCS - LEGAL	0	16,588	0	17,434	23,245	0	23,245	0
521300 - TECHNICAL	10,576	11,579	20,000	10,505	14,007	20,000	(5,993)	0
522200 - REPAIRS AND MAINTENANCE	14,274	7,747	20,000	6,960	9,280	20,000	(10,720)	0
522202 - VEHICLE MAINTENANCE	32,680	29,110	18,000	30,328	40,437	18,000	22,437	0
522320 - RENTAL OF EQUIPMENT AND VEHICL	5,753	5,324	23,000	5,626	7,501	23,000	(15,499)	0
523201 - CELL PHONE	97,505	54,689	102,900	27,083	36,111	70,000	(33,889)	32,900
523202 - COMMUNICATIONS - NON ALLOCATED	592	0	0	0	0	0	0	0
523250 - POSTAGE	9,173	16,414	12,000	7,357	9,809	15,000	(5,191)	(3,000)
523300 - ADVERTISING	2,295	8,295	1,000	150	200	1,000	(800)	0
523400 - PRINTING AND BINDING	3,850	10,930	5,000	4,970	6,627	7,000	(373)	(2,000)
523500 - TRAVEL	14,244	6,006	20,000	4,302	5,736	20,000	(14,264)	0
523600 - DUES AND FEES	13,738	13,858	15,000	14,682	19,576	15,000	4,576	0
523700 - EDUCATION AND TRAINING	23,936	21,759	20,000	7,296	9,729	20,000	(10,271)	0
523910 - AUTOMOTIVE SERVICES O/S FLEET	50,152	52,449	65,000	38,815	51,754	65,000	(13,246)	0
531100 - GENERAL SUPPLIES AND MATERIALS	40,785	49,510	53,000	41,561	55,415	53,000	2,415	0
531101 - GEN SUPPLIES/ WEAPONS & AMMUNI	3,560	65	0	0	0	0	0	0
531105 - GENERAL SUPPLIES- CUSTODIAL	11,035	18,678	0	23,672	31,563	0	31,563	0
531270 - GASOLINE	762,382	729,347	831,935	414,715	552,954	831,933	(278,979)	2
531400 - BOOKS AND PERIODICALS	0	0	0	421	561	0	561	0
531600 - SMALL EQUIPMENT	2,816	16,660	15,000	6,299	8,399	15,000	(6,601)	0
531660 - NON ASSET COMPUTER EQUIPMENT	6,089	49,254	36,200	43,924	58,565	36,200	22,365	0
531700 - OTHER SUPPLIES	203,245	154,862	167,550	141,646	188,862	167,550	21,312	0
TOTAL OPERATING COSTS (52S AND 53S)	1,445,692	1,393,351	1,534,737	912,111	1,216,147	1,522,683	(306,536)	12,054
CAPITAL (54S)								
541300 - BUILDINGS	3,479	0	0	0	0	0	0	0
542200 - VEHICLES	0	0	154,852	147,391	196,521	0	196,521	154,852
542500 - OTHER EQUIPMENT	5,000	0	0	0	0	0	0	0
TOTAL CAPITAL (54S)	8,479	0	154,852	147,391	196,521	0	196,521	154,852
NON-OPERATIONAL COSTS								
572000 - PAYMENTS TO OTHER AGENCIES	0	1,819	0	0	0	0	0	0
TOTAL NON-OPERATIONAL COSTS	0	1,819	0	0	0	0	0	0
TOTAL DEPARTMENT MANAGED COSTS	2,833,528	2,980,542	3,365,818	2,494,221	3,146,187	3,502,065	(355,878)	(136,247)
NON DEPARTMENT MANAGED COSTS								

2021 DEPARTMENT BUDGET/FORECAST REPORT - GENERAL FUND (100) / ORG - 3310 - LAW ENFORCEMENT ADMINISTRATION
AS OF 7/31/2020/ (21.5 PayPeriods - 82.69% of Year Lapsed)

	YEAR OVER YEAR INFORMATION						YOY VARIANCE (100%)	
	2018 Actual	2019 Actual	2020 Budget	2020 YTD	2020 Run	2021 Commission Budget	2020 R V 2021 B	2020 B V 2021 B
ALLOCATED COSTS								
512700 - WORKER'S COMP ADMIN FEES	5,115	4,215	4,186	4,239	4,239	4,288	(49)	(102)
512701 - WORKERS COMP CLAIMS	191	0	122	0	0	0	0	122
523100 - INSURANCE, OTHER BENEFITS	21,804	16,657	17,971	16,619	17,971	26,179	(8,208)	(8,208)
523200 - COMMUNICATIONS - ALLOCATED	87,918	128,103	129,360	94,477	125,970	131,400	(5,430)	(2,040)
TOTAL ALLOCATED COSTS	115,028	148,976	151,639	115,335	148,180	161,867	(13,687)	(10,228)
TOTAL NON DEPARTMENT MANAGED COSTS	115,028	148,976	151,639	115,335	148,180	161,867	(13,687)	(10,228)
TOTAL EXPENDITURES	2,948,556	3,129,518	3,517,457	2,609,557	3,294,366	3,663,932	(369,566)	(146,475)
TOTAL FUND REDUCTIONS	2,948,556	3,129,518	3,517,457	2,609,557	3,294,366	3,663,932	(369,566)	(146,475)

NOTES

- 2020 RUN =

  Revenues = Finance Forecast

  Expenses
  - Personnel = YTD Costs/Number of Payroll Periods completed * 26 (total payroll periods in a year)
  - Debt Service, Transfers from/To, Payments to Others, Worker's Comp Admin Fees, Insurance & Other Benefits = Budget unless YTD actual is greater
  - All other expenses = (YTD Costs / # months completed -1) * 12 months

2021 DEPARTMENT BUDGET/FORECAST REPORT - GENERAL FUND (100) / ORG - 3321 - CRIMINAL INVESTIGATION DIV
AS OF 7/31/2020/ (21.5 PayPeriods - 82.69% of Year Lapsed)

	YEAR OVER YEAR INFORMATION						YOY VARIANCE (100%)	
	2018 Actual	2019 Actual	2020 Budget	2020 YTD	2020 Run	2021 Commission Budget	2020 R V 2021 B	2020 B V 2021 B
GENERAL FUND (100)								
CRIMINAL INVESTIGATION DIV								
EXPENDITURES								
DEPARTMENT MANAGED COSTS								
PERSONNEL (ALL 51S EXCEPT WC)								
511100 - REGULAR EMPLOYEES	1,667,896	1,944,583	2,343,121	1,973,458	2,386,507	2,675,533	(289,026)	(332,412)
511102 - SALARIES/ COURT SERVICE	2,375	1,222	2,186	53	64	2,361	(2,297)	(175)
511103 - WORKED HOLIDAY	2,173	1,644	7,650	5,693	6,884	8,262	(1,378)	(612)
511110 - UNIFORM ALLOWANCE	22,520	21,905	26,520	20,800	25,153	26,520	(1,367)	0
511115 - PERFECT ATTENDANCE	13,309	14,817	0	17,023	17,023	0	17,023	0
511200 - PART TIME/TEMP EMPLOYEES	0	254	0	18,932	22,894	24,430	(1,536)	(24,430)
511300 - OVERTIME	94,427	69,507	148,511	92,276	111,589	202,500	(90,911)	(53,989)
TOTAL COMPENSATION	1,802,700	2,053,933	2,527,988	2,128,235	2,570,116	2,939,606	(369,490)	(411,618)
512101 - GROUP INSURANCE - HEALTH	287,641	303,319	318,214	284,054	343,507	452,852	(109,345)	(134,638)
512102 - GROUP INSURANCE - LIFE	2,236	2,198	2,745	2,208	2,670	3,023	(353)	(278)
512103 - GROUP INSURANCE - DENTAL	8,264	8,724	10,940	9,532	11,527	13,475	(1,948)	(2,535)
512104 - GROUP INSURANCE-LONG TERM DIS	4,180	4,786	5,980	4,847	5,861	6,610	(749)	(630)
512105 - GROUP INSURANCE-SHORT TERM DIS	929	939	1,149	920	1,113	1,233	(120)	(84)
512106 - EMPLOYEE ASSISTANCE PROGRAM	161	299	369	293	354	396	(42)	(27)
512402 - RETIREMENT CONTRIBUTION/401A	4,206	0	0	0	0	0	0	0
512403 - DEFINED BENEFIT PLAN	173,048	274,807	386,010	306,165	370,246	466,817	(96,571)	(80,807)
TOTAL BENEFITS	480,666	595,071	725,407	608,018	735,278	944,406	(209,128)	(218,999)
512200 - SOCIAL SECURITY (FICA) CONT	103,765	119,900	159,552	124,171	150,161	182,241	(32,080)	(22,689)
512300 - MEDICARE	24,288	28,041	37,312	29,040	35,118	42,620	(7,502)	(5,308)
TOTAL PAYROLL TAXES	128,053	147,941	196,864	153,212	185,279	224,861	(39,582)	(27,997)
TOTAL PERSONNEL (ALL 51S EXCEPT WC)	2,411,418	2,796,945	3,450,259	2,889,465	3,490,673	4,108,873	(618,200)	(658,614)

2021 DEPARTMENT BUDGET/FORECAST REPORT - GENERAL FUND (100) / ORG - 3321 - CRIMINAL INVESTIGATION DIV
AS OF 7/31/2020/ (21.5 PayPeriods - 82.69% of Year Lapsed)

	YEAR OVER YEAR INFORMATION						YOY VARIANCE (100%)	
	2018 Actual	2019 Actual	2020 Budget	2020 YTD	2020 Run	2021 Commission Budget	2020 R V 2021 B	2020 B V 2021 B
OPERATING COSTS (52S AND 53S)								
521221 - SO IMPOUND YARD - WRECKER FEES	583	1,007	1,525	1,310	1,747	525	1,222	1,000
522200 - REPAIRS AND MAINTENANCE	421	3,432	500	821	1,095	1,500	(405)	(1,000)
522202 - VEHICLE MAINTENANCE	51,192	48,257	50,000	40,746	54,329	50,500	3,829	(500)
522320 - RENTAL OF EQUIPMENT AND VEHICL	4,515	3,344	2,664	4,158	5,545	3,164	2,381	(500)
523201 - CELL PHONE	4,991	15,097	4,751	2,189	2,918	4,751	(1,833)	0
523400 - PRINTING AND BINDING	1,050	614	2,000	165	220	1,000	(780)	1,000
523500 - TRAVEL	6,744	4,689	12,000	2,071	2,762	12,000	(9,238)	0
523600 - DUES AND FEES	9,550	20,388	12,500	13,300	17,733	12,500	5,233	0
523700 - EDUCATION AND TRAINING	15,046	6,234	12,000	5,012	6,683	12,000	(5,317)	0
531100 - GENERAL SUPPLIES AND MATERIALS	39,868	51,116	61,007	40,896	54,528	61,007	(6,479)	0
531400 - BOOKS AND PERIODICALS	448	130	2,000	0	0	2,000	(2,000)	0
531600 - SMALL EQUIPMENT	6,374	3,354	6,000	5,968	7,957	6,000	1,957	0
531660 - NON ASSET COMPUTER EQUIPMENT	3,656	0	0	0	0	0	0	0
531700 - OTHER SUPPLIES	14,876	7,356	7,000	18,266	24,355	7,000	17,355	0
TOTAL OPERATING COSTS (52S AND 53S)	159,315	165,018	173,947	134,903	179,870	173,947	5,923	0
CAPITAL (54S)								
542300 - FURNITURE AND FIXTURES	7,108	0	0	0	0	0	0	0
542500 - OTHER EQUIPMENT	0	0	0	8,301	11,068	0	11,068	0
TOTAL CAPITAL (54S)	7,108	0	0	8,301	11,068	0	11,068	0
UNCLASSIFIED								
TOTAL DEPARTMENT MANAGED COSTS	2,577,841	2,961,962	3,624,206	3,032,669	3,681,612	4,282,820	(601,208)	(658,614)
NON DEPARTMENT MANAGED COSTS								

2021 DEPARTMENT BUDGET/FORECAST REPORT - GENERAL FUND (100) / ORG - 3321 - CRIMINAL INVESTIGATION DIV
AS OF 7/31/2020/ (21.5 PayPeriods - 82.69% of Year Lapsed)

	YEAR OVER YEAR INFORMATION						YOY VARIANCE (100%)	
	2018 Actual	2019 Actual	2020 Budget	2020 YTD	2020 Run	2021 Commission Budget	2020 R V 2021 B	2020 B V 2021 B
ALLOCATED COSTS								
512700 - WORKER'S COMP ADMIN FEES	7,929	8,235	8,687	8,797	8,797	9,419	(622)	(732)
512701 - WORKERS COMP CLAIMS	0	460	292	15,089	20,118	21,808	(1,690)	(21,516)
522130 - CUSTODIAL SERVICES	16,272	14,268	15,092	12,577	16,769	16,149	620	(1,057)
522140 - LAWN CARE	5,004	5,032	4,990	4,080	5,440	4,990	450	0
522203 - VEHICLE REPAIRS- INSURANCE CLM	1,639	1,040	0	2,998	3,998	0	3,998	0
522218 - PEST CONTROL	300	300	300	225	300	300	0	0
523100 - INSURANCE, OTHER BENEFITS	29,161	33,102	45,571	41,883	45,571	63,498	(17,927)	(17,927)
523110 - INSURANCE DEDUCTIBLES	0	0	0	3,262	4,350	0	4,350	0
523200 - COMMUNICATIONS - ALLOCATED	27,516	25,661	25,560	21,013	28,017	26,040	1,977	(480)
531210 - WATER/SEWER	288	3,368	1,500	1,042	1,390	1,500	(110)	0
531230 - ELECTRICITY	16,547	18,927	18,000	13,258	17,677	18,000	(323)	0
531520 - NATURAL GAS	2,759	2,624	5,000	1,673	2,231	5,000	(2,769)	0
TOTAL ALLOCATED COSTS	107,414	113,017	124,992	125,898	154,658	166,704	(12,046)	(41,712)
TOTAL NON DEPARTMENT MANAGED COSTS	107,414	113,017	124,992	125,898	154,658	166,704	(12,046)	(41,712)
TOTAL EXPENDITURES	2,685,255	3,074,979	3,749,198	3,158,566	3,836,270	4,449,524	(613,254)	(700,326)
TOTAL FUND REDUCTIONS	2,685,255	3,074,979	3,749,198	3,158,566	3,836,270	4,449,524	(613,254)	(700,326)

NOTES

- 2020 RUN =

  Revenues = Finance Forecast

  Expenses
  - Personnel = YTD Costs/Number of Payroll Periods completed * 26 (total payroll periods in a year)
  - Debt Service, Transfers from/To, Payments to Others, Worker's Comp Admin Fees, Insurance & Other Benefits = Budget unless YTD actual is greater
  - All other expenses = (YTD Costs / # months completed -1) * 12 months

2021 DEPARTMENT BUDGET/FORECAST REPORT - GENERAL FUND (100) / ORG - 3322 - INTELLIGENCE DIVISION
AS OF 7/31/2020/ (21.5 PayPeriods - 82.69% of Year Lapsed)

	YEAR OVER YEAR INFORMATION						YOY VARIANCE (100%)	
	2018 Actual	2019 Actual	2020 Budget	2020 YTD	2020 Run	2021 Commission Budget	2020 R V 2021 B	2020 B V 2021 B
GENERAL FUND (100)								
INTELLIGENCE DIVISION								
EXPENDITURES								
DEPARTMENT MANAGED COSTS								
PERSONNEL (ALL 51S EXCEPT WC)								
511100 - REGULAR EMPLOYEES	369,041	364,096	0	0	0	0	0	0
511103 - WORKED HOLIDAY	255	48	0	0	0	0	0	0
511110 - UNIFORM ALLOWANCE	3,640	2,990	0	0	0	0	0	0
511115 - PERFECT ATTENDANCE	1,792	1,964	0	0	0	0	0	0
511300 - OVERTIME	20,773	16,065	0	0	0	0	0	0
TOTAL COMPENSATION	395,501	385,162	0	0	0	0	0	0
512101 - GROUP INSURANCE - HEALTH	54,823	59,298	0	0	0	0	0	0
512102 - GROUP INSURANCE - LIFE	504	415	0	0	0	0	0	0
512103 - GROUP INSURANCE - DENTAL	1,755	1,782	0	0	0	0	0	0
512104 - GROUP INSURANCE-LONG TERM DIS	931	887	0	0	0	0	0	0
512105 - GROUP INSURANCE-SHORT TERM DIS	204	175	0	0	0	0	0	0
512106 - EMPLOYEE ASSISTANCE PROGRAM	34	56	0	0	0	0	0	0
512403 - DEFINED BENEFIT PLAN	40,971	53,208	0	0	0	0	0	0
TOTAL BENEFITS	99,222	115,820	0	0	0	0	0	0
512200 - SOCIAL SECURITY (FICA) CONT	22,537	22,205	0	0	0	0	0	0
512300 - MEDICARE	5,271	5,193	0	0	0	0	0	0
TOTAL PAYROLL TAXES	27,808	27,398	0	0	0	0	0	0
TOTAL PERSONNEL (ALL 51S EXCEPT WC)	522,530	528,380	0	0	0	0	0	0

2021 DEPARTMENT BUDGET/FORECAST REPORT - GENERAL FUND (100) / ORG - 3322 - INTELLIGENCE DIVISION
AS OF 7/31/2020/ (21.5 PayPeriods - 82.69% of Year Lapsed)

	YEAR OVER YEAR INFORMATION						YOY VARIANCE (100%)	
	2018 Actual	2019 Actual	2020 Budget	2020 YTD	2020 Run	2021 Commission Budget	2020 R V 2021 B	2020 B V 2021 B
OPERATING COSTS (52S AND 53S)								
522200 - REPAIRS AND MAINTENANCE	0	495	1,000	3,811	5,081	0	5,081	1,000
522202 - VEHICLE MAINTENANCE	39	0	500	60	80	0	80	500
522320 - RENTAL OF EQUIPMENT AND VEHICL	0	0	500	0	0	0	0	500
523201 - CELL PHONE	4,972	4,192	7,700	6,319	8,425	0	8,425	7,700
523400 - PRINTING AND BINDING	867	506	1,000	0	0	0	0	1,000
523500 - TRAVEL	3,553	5,633	3,900	94	126	3,900	(3,774)	0
523600 - DUES AND FEES	2,280	1,338	1,000	1,240	1,653	1,000	653	0
523700 - EDUCATION AND TRAINING	1,519	7,116	4,500	4,477	5,969	4,500	1,469	0
523800 - LICENSES	0	0	35,000	38,051	50,735	60,000	(9,265)	(25,000)
531100 - GENERAL SUPPLIES AND MATERIALS	13,246	11,057	13,000	9,088	12,118	13,000	(882)	0
531600 - SMALL EQUIPMENT	7,905	6,797	7,000	5,283	7,044	7,000	44	0
531700 - OTHER SUPPLIES	18,571	6,331	10,200	3,100	4,134	10,200	(6,066)	0
TOTAL OPERATING COSTS (52S AND 53S)	52,952	43,464	85,300	71,524	95,365	99,600	(4,235)	(14,300)
CAPITAL (54S)								
TOTAL DEPARTMENT MANAGED COSTS	575,482	571,844	85,300	71,524	95,365	99,600	(4,235)	(14,300)
NON DEPARTMENT MANAGED COSTS								
ALLOCATED COSTS								
512700 - WORKER'S COMP ADMIN FEES	1,790	1,716	1,185	1,200	1,200	1,196	4	(11)
512701 - WORKERS COMP CLAIMS	0	51,579	5,530	1,014	1,352	33,293	(31,941)	(27,763)
523100 - INSURANCE, OTHER BENEFITS	4,474	4,593	994	1,472	1,472	0	1,472	994
523200 - COMMUNICATIONS - ALLOCATED	4,386	1,113	1,080	1,106	1,475	1,080	395	0
TOTAL ALLOCATED COSTS	10,651	59,001	8,789	4,792	5,499	35,569	(30,070)	(26,780)
TOTAL NON DEPARTMENT MANAGED COSTS	10,651	59,001	8,789	4,792	5,499	35,569	(30,070)	(26,780)
TOTAL EXPENDITURES	586,133	630,845	94,089	76,316	100,864	135,169	(34,305)	(41,080)
TOTAL FUND REDUCTIONS	586,133	630,845	94,089	76,316	100,864	135,169	(34,305)	(41,080)

2021 DEPARTMENT BUDGET/FORECAST REPORT - GENERAL FUND (100) / ORG - 3322 - INTELLIGENCE DIVISION
AS OF 7/31/2020/ (21.5 PayPeriods - 82.69% of Year Lapsed)

YEAR OVER YEAR INFORMATION						YOY VARIANCE (100%)	
2018 Actual	2019 Actual	2020 Budget	2020 YTD	2020 Run	2021 Commission Budget	2020 R V 2021 B	2020 B V 2021 B

NOTES

- 2020 RUN =

  Revenues = Finance Forecast

  Expenses
  - Personnel = YTD Costs/Number of Payroll Periods completed * 26 (total payroll periods in a year)
  - Debt Service, Transfers from/To, Payments to Others, Worker's Comp Admin Fees, Insurance & Other Benefits = Budget unless YTD actual is greater
  - All other expenses = (YTD Costs / # months completed -1) * 12 months

2021 DEPARTMENT BUDGET/FORECAST REPORT - GENERAL FUND (100) / ORG - 3323 - UNIFORM PATROL
AS OF 7/31/2020/ (21.5 PayPeriods - 82.69% of Year Lapsed)

	YEAR OVER YEAR INFORMATION						YOY VARIANCE (100%)	
	2018 Actual	2019 Actual	2020 Budget	2020 YTD	2020 Run	2021 Commission Budget	2020 R V 2021 B	2020 B V 2021 B
GENERAL FUND (100)								
UNIFORM PATROL								
EXPENDITURES								
DEPARTMENT MANAGED COSTS								
PERSONNEL (ALL 51S EXCEPT WC)								
511100 - REGULAR EMPLOYEES	5,034,720	5,508,372	5,721,786	4,738,568	5,730,361	6,102,943	(372,582)	(381,157)
511102 - SALARIES/ COURT SERVICE	21,247	27,005	19,669	12,177	14,725	21,243	(6,518)	(1,574)
511103 - WORKED HOLIDAY	112,206	113,884	139,197	96,090	116,202	150,333	(34,131)	(11,136)
511110 - UNIFORM ALLOWANCE	325	0	0	0	0	0	0	0
511115 - PERFECT ATTENDANCE	34,254	39,196	0	47,365	47,365	0	47,365	0
511200 - PART TIME/TEMP EMPLOYEES	32,814	33,769	0	32,170	38,904	44,377	(5,473)	(44,377)
511300 - OVERTIME	508,269	534,341	483,490	390,874	472,685	522,169	(49,484)	(38,679)
TOTAL COMPENSATION	5,743,835	6,256,567	6,364,142	5,317,244	6,420,241	6,841,065	(420,824)	(476,923)
512101 - GROUP INSURANCE - HEALTH	966,612	1,032,869	893,061	808,936	978,248	1,169,638	(191,390)	(276,577)
512102 - GROUP INSURANCE - LIFE	6,565	6,354	6,815	5,387	6,515	6,833	(318)	(18)
512103 - GROUP INSURANCE - DENTAL	30,698	30,622	28,297	24,477	29,600	31,684	(2,084)	(3,387)
512104 - GROUP INSURANCE-LONG TERM DIS	12,285	13,842	14,712	11,827	14,302	15,034	(732)	(322)
512105 - GROUP INSURANCE-SHORT TERM DIS	2,861	2,887	3,027	2,448	2,961	2,999	(38)	28
512106 - EMPLOYEE ASSISTANCE PROGRAM	508	917	972	778	941	963	(22)	9
512403 - DEFINED BENEFIT PLAN	591,389	856,492	962,238	788,316	953,312	1,087,470	(134,158)	(125,232)
TOTAL BENEFITS	1,610,918	1,943,983	1,909,122	1,642,169	1,985,879	2,314,621	(328,742)	(405,499)
512200 - SOCIAL SECURITY (FICA) CONT	331,020	362,817	397,733	309,797	374,639	422,762	(48,123)	(25,029)
512300 - MEDICARE	77,416	84,852	93,019	72,453	87,617	98,872	(11,255)	(5,853)
TOTAL PAYROLL TAXES	408,436	447,669	490,752	382,250	462,256	521,634	(59,378)	(30,882)
TOTAL PERSONNEL (ALL 51S EXCEPT WC)	7,763,189	8,648,219	8,764,016	7,341,663	8,868,376	9,677,320	(808,944)	(913,304)

2021 DEPARTMENT BUDGET/FORECAST REPORT - GENERAL FUND (100) / ORG - 3323 - UNIFORM PATROL
AS OF 7/31/2020/ (21.5 PayPeriods - 82.69% of Year Lapsed)

	YEAR OVER YEAR INFORMATION						YOY VARIANCE (100%)	
	2018 Actual	2019 Actual	2020 Budget	2020 YTD	2020 Run	2021 Commission Budget	2020 R V 2021 B	2020 B V 2021 B
OPERATING COSTS (52S AND 53S)								
521200 - PROFESSIONAL SERVICES	340	0	0	0	0	0	0	0
521221 - SO IMPOUND YARD - WRECKER FEES	1,175	1,475	0	968	1,291	1,000	291	(1,000)
522200 - REPAIRS AND MAINTENANCE	1,232	21,161	20,000	7,777	10,369	20,000	(9,631)	0
522202 - VEHICLE MAINTENANCE	376,792	446,400	271,873	345,359	460,479	271,873	188,606	0
522320 - RENTAL OF EQUIPMENT AND VEHICL	11,418	12,793	10,000	2,581	3,441	10,000	(6,559)	0
523201 - CELL PHONE	3,913	1,884	1,000	1,243	1,658	2,000	(342)	(1,000)
523202 - COMMUNICATIONS - NON ALLOCATED	0	534	0	0	0	0	0	0
523400 - PRINTING AND BINDING	9,009	6,568	12,000	8,194	10,925	12,000	(1,075)	0
523500 - TRAVEL	13,807	15,704	12,000	5,827	7,769	12,000	(4,231)	0
523600 - DUES AND FEES	4,161	4,487	1,171	4,152	5,536	4,500	1,036	(3,329)
523700 - EDUCATION AND TRAINING	21,282	12,553	18,533	8,627	11,503	18,533	(7,030)	0
523910 - AUTOMOTIVE SERVICES O/S FLEET	2,053	0	0	0	0	0	0	0
531100 - GENERAL SUPPLIES AND MATERIALS	87,435	66,657	81,473	38,672	51,563	81,473	(29,910)	0
531101 - GEN SUPPLIES/ WEAPONS & AMMUNI	398	2,194	0	0	0	0	0	0
531105 - GENERAL SUPPLIES- CUSTODIAL	2,534	0	0	0	0	0	0	0
531150 - AUTOMOTIVE SUPPLIES	2,487	6,892	8,900	690	920	5,000	(4,080)	3,900
531400 - BOOKS AND PERIODICALS	74	325	0	1,248	1,665	0	1,665	0
531600 - SMALL EQUIPMENT	7,798	14,206	17,511	15,614	20,818	17,511	3,307	0
531660 - NON ASSET COMPUTER EQUIPMENT	59,017	11,424	0	0	0	0	0	0
531700 - OTHER SUPPLIES	87,307	73,228	78,000	87,285	116,381	78,000	38,381	0
TOTAL OPERATING COSTS (52S AND 53S)	692,233	698,484	532,461	528,237	704,316	533,890	170,426	(1,429)
CAPITAL (54S)								
542200 - VEHICLES	27,511	155,693	16,575	15,735	20,980	0	20,980	16,575
TOTAL CAPITAL (54S)	27,511	155,693	16,575	15,735	20,980	0	20,980	16,575
UNCLASSIFIED								
TOTAL DEPARTMENT MANAGED COSTS	8,482,933	9,502,396	9,313,052	7,885,635	9,593,672	10,211,210	(617,538)	(898,158)
NON DEPARTMENT MANAGED COSTS								

2021 DEPARTMENT BUDGET/FORECAST REPORT - GENERAL FUND (100) / ORG - 3323 - UNIFORM PATROL
AS OF 7/31/2020/ (21.5 PayPeriods - 82.69% of Year Lapsed)

	YEAR OVER YEAR INFORMATION						YOY VARIANCE (100%)	
	2018 Actual	2019 Actual	2020 Budget	2020 YTD	2020 Run	2021 Commission Budget	2020 R V 2021 B	2020 B V 2021 B
ALLOCATED COSTS								
512700 - WORKER'S COMP ADMIN FEES	32,738	24,411	23,081	23,373	23,373	23,965	(592)	(884)
512701 - WORKERS COMP CLAIMS	211,348	130,591	83,315	129,217	172,289	141,518	30,771	(58,203)
522110 - DISPOSAL	1,036	1,077	1,504	990	1,320	1,504	(184)	0
522130 - CUSTODIAL SERVICES	0	1,128	1,187	989	1,319	1,270	49	(83)
522140 - LAWN CARE	8,807	8,807	8,808	7,025	9,367	8,808	559	0
522203 - VEHICLE REPAIRS- INSURANCE CLM	0	31,147	0	41,706	55,608	0	55,608	0
522218 - PEST CONTROL	818	810	840	615	820	840	(20)	0
523100 - INSURANCE, OTHER BENEFITS	122,459	118,192	137,318	133,865	137,318	184,345	(47,027)	(47,027)
523110 - INSURANCE DEDUCTIBLES	4,944	33,657	0	42,080	56,106	0	56,106	0
523200 - COMMUNICATIONS - ALLOCATED	33,845	12,970	12,060	10,242	13,656	12,060	1,596	0
531210 - WATER/SEWER	6,694	6,646	7,134	5,362	7,149	7,179	(30)	(45)
531230 - ELECTRICITY	41,961	40,311	45,450	32,025	42,699	45,450	(2,751)	0
531520 - NATURAL GAS	8,962	9,014	12,743	6,816	9,088	12,743	(3,655)	0
TOTAL ALLOCATED COSTS	473,611	418,761	333,440	434,304	530,113	439,682	90,431	(106,242)
TOTAL NON DEPARTMENT MANAGED COSTS	473,611	418,761	333,440	434,304	530,113	439,682	90,431	(106,242)
TOTAL EXPENDITURES	8,956,544	9,921,157	9,646,492	8,319,939	10,123,785	10,650,892	(527,107)	(1,004,400)
TOTAL FUND REDUCTIONS	8,956,544	9,921,157	9,646,492	8,319,939	10,123,785	10,650,892	(527,107)	(1,004,400)

NOTES

- 2020 RUN =

  Revenues = Finance Forecast

  Expenses
  - Personnel = YTD Costs/Number of Payroll Periods completed * 26 (total payroll periods in a year)
  - Debt Service, Transfers from/To, Payments to Others, Worker's Comp Admin Fees, Insurance & Other Benefits = Budget unless YTD actual is greater
  - All other expenses = (YTD Costs / # months completed -1) * 12 months

2021 DEPARTMENT BUDGET/FORECAST REPORT - GENERAL FUND (100) / ORG - 3340 - SHERIFF TRAINING DIVISION
AS OF 7/31/2020/ (21.5 PayPeriods - 82.69% of Year Lapsed)

	YEAR OVER YEAR INFORMATION						YOY VARIANCE (100%)	
	2018 Actual	2019 Actual	2020 Budget	2020 YTD	2020 Run	2021 Commission Budget	2020 R V 2021 B	2020 B V 2021 B
GENERAL FUND (100)								
SHERIFF TRAINING DIVISION								
EXPENDITURES								
DEPARTMENT MANAGED COSTS								
PERSONNEL (ALL 51S EXCEPT WC)								
511100 - REGULAR EMPLOYEES	537,487	552,795	578,246	484,668	586,110	619,236	(33,126)	(40,990)
511103 - WORKED HOLIDAY	1,137	1,578	820	1,757	2,125	886	1,239	(66)
511110 - UNIFORM ALLOWANCE	260	130	0	0	0	0	0	0
511115 - PERFECT ATTENDANCE	5,182	4,395	0	6,344	6,344	0	6,344	0
511300 - OVERTIME	54,363	68,960	46,998	48,367	58,490	50,758	7,732	(3,760)
TOTAL COMPENSATION	598,429	627,858	626,064	541,136	653,069	670,880	(17,811)	(44,816)
512101 - GROUP INSURANCE - HEALTH	75,431	83,613	82,021	74,301	89,852	112,726	(22,874)	(30,705)
512102 - GROUP INSURANCE - LIFE	718	643	680	545	659	679	(20)	1
512103 - GROUP INSURANCE - DENTAL	3,012	2,897	3,003	2,639	3,191	3,311	(120)	(308)
512104 - GROUP INSURANCE-LONG TERM DIS	1,339	1,405	1,480	1,202	1,453	1,526	(73)	(46)
512105 - GROUP INSURANCE-SHORT TERM DIS	293	269	280	222	268	283	(15)	(3)
512106 - EMPLOYEE ASSISTANCE PROGRAM	52	86	90	71	85	90	(5)	0
512403 - DEFINED BENEFIT PLAN	62,004	86,427	93,909	80,716	97,610	107,341	(9,731)	(13,432)
TOTAL BENEFITS	142,849	175,341	181,463	159,695	193,119	225,956	(32,837)	(44,493)
512200 - SOCIAL SECURITY (FICA) CONT	34,731	36,590	38,816	31,473	38,061	41,594	(3,533)	(2,778)
512300 - MEDICARE	8,123	8,557	9,077	7,361	8,901	9,728	(827)	(651)
TOTAL PAYROLL TAXES	42,854	45,147	47,893	38,834	46,962	51,322	(4,360)	(3,429)
TOTAL PERSONNEL (ALL 51S EXCEPT WC)	784,131	848,346	855,420	739,664	893,150	948,158	(55,008)	(92,738)

2021 DEPARTMENT BUDGET/FORECAST REPORT - GENERAL FUND (100) / ORG - 3340 - SHERIFF TRAINING DIVISION
AS OF 7/31/2020/ (21.5 PayPeriods - 82.69% of Year Lapsed)

	YEAR OVER YEAR INFORMATION						YOY VARIANCE (100%)	
	2018 Actual	2019 Actual	2020 Budget	2020 YTD	2020 Run	2021 Commission Budget	2020 R V 2021 B	2020 B V 2021 B
OPERATING COSTS (52S AND 53S)								
522200 - REPAIRS AND MAINTENANCE	21,695	18,975	7,000	35,885	47,847	7,000	40,847	0
522320 - RENTAL OF EQUIPMENT AND VEHICL	890	1,936	4,835	1,672	2,230	4,835	(2,605)	0
523201 - CELL PHONE	0	1,955	0	1,838	2,450	0	2,450	0
523400 - PRINTING AND BINDING	95	857	1,000	328	437	1,000	(563)	0
523500 - TRAVEL	1,797	3,751	4,800	2,373	3,165	4,800	(1,635)	0
523600 - DUES AND FEES	118	1,697	300	2,010	2,680	300	2,380	0
523700 - EDUCATION AND TRAINING	106,421	109,794	96,566	91,903	122,537	96,566	25,971	0
531100 - GENERAL SUPPLIES AND MATERIALS	9,513	14,367	7,000	12,568	16,758	7,000	9,758	0
531101 - GEN SUPPLIES/ WEAPONS & AMMUNI	124,253	78,341	147,029	35,512	47,350	147,029	(99,679)	0
531105 - GENERAL SUPPLIES- CUSTODIAL	4,146	3,902	0	4,284	5,712	0	5,712	0
531600 - SMALL EQUIPMENT	10,774	4,963	2,000	10,613	14,151	2,000	12,151	0
531700 - OTHER SUPPLIES	9,596	11,342	7,500	11,714	15,618	7,500	8,118	0
TOTAL OPERATING COSTS (52S AND 53S)	289,298	251,880	278,030	210,700	280,933	278,030	2,903	0
CAPITAL (54S)								
542200 - VEHICLES	0	39,223	0	0	0	0	0	0
542500 - OTHER EQUIPMENT	5,375	0	0	0	0	0	0	0
TOTAL CAPITAL (54S)	5,375	39,223	0	0	0	0	0	0
TOTAL DEPARTMENT MANAGED COSTS	1,078,804	1,139,449	1,133,450	950,364	1,174,083	1,226,188	(52,105)	(92,738)
NON DEPARTMENT MANAGED COSTS								
ALLOCATED COSTS								
512700 - WORKER'S COMP ADMIN FEES	2,046	2,353	2,018	2,044	2,044	2,298	(254)	(280)
512701 - WORKERS COMP CLAIMS	36,714	12,131	25,280	20,494	27,326	25,000	2,326	280
522110 - DISPOSAL	726	792	870	660	880	870	10	0
522130 - CUSTODIAL SERVICES	16,296	15,948	16,875	14,063	18,750	18,057	693	(1,182)
522218 - PEST CONTROL	475	550	600	450	600	600	0	0
523100 - INSURANCE, OTHER BENEFITS	6,101	8,063	9,280	8,697	9,280	15,423	(6,143)	(6,143)
523200 - COMMUNICATIONS - ALLOCATED	5,480	4,179	3,780	3,153	4,204	3,780	424	0
531210 - WATER/SEWER	5,762	5,842	6,530	4,944	6,592	6,530	62	0
531230 - ELECTRICITY	26,737	26,782	32,000	20,731	27,641	32,000	(4,359)	0
531520 - NATURAL GAS	3,102	3,868	6,180	2,821	3,761	6,180	(2,419)	0
TOTAL ALLOCATED COSTS	103,440	80,508	103,413	78,057	101,078	110,738	(9,660)	(7,325)
TOTAL NON DEPARTMENT MANAGED COSTS	103,440	80,508	103,413	78,057	101,078	110,738	(9,660)	(7,325)

2021 DEPARTMENT BUDGET/FORECAST REPORT - GENERAL FUND (100) / ORG - 3340 - SHERIFF TRAINING DIVISION
AS OF 7/31/2020/ (21.5 PayPeriods - 82.69% of Year Lapsed)

	YEAR OVER YEAR INFORMATION						YOY VARIANCE (100%)	
	2018 Actual	2019 Actual	2020 Budget	2020 YTD	2020 Run	2021 Commission Budget	2020 R V 2021 B	2020 B V 2021 B
TOTAL EXPENDITURES	1,182,244	1,219,957	1,236,863	1,028,421	1,275,161	1,336,926	(61,765)	(100,063)
TOTAL FUND REDUCTIONS	1,182,244	1,219,957	1,236,863	1,028,421	1,275,161	1,336,926	(61,765)	(100,063)

NOTES

- 2020 RUN =

  Revenues = Finance Forecast

  Expenses
  - Personnel = YTD Costs/Number of Payroll Periods completed * 26 (total payroll periods in a year)
  - Debt Service, Transfers from/To, Payments to Others, Worker's Comp Admin Fees, Insurance & Other Benefits = Budget unless YTD actual is greater
  - All other expenses = (YTD Costs / # months completed -1) * 12 months

2021 DEPARTMENT BUDGET/FORECAST REPORT - GENERAL FUND (100) / ORG - 3350 - SPECIAL OPERATIONS
AS OF 7/31/2020/ (21.5 PayPeriods - 82.69% of Year Lapsed)

	YEAR OVER YEAR INFORMATION						YOY VARIANCE (100%)	
	2018 Actual	2019 Actual	2020 Budget	2020 YTD	2020 Run	2021 Commission Budget	2020 R V 2021 B	2020 B V 2021 B
GENERAL FUND (100)								
SPECIAL OPERATIONS								
EXPENDITURES								
DEPARTMENT MANAGED COSTS								
PERSONNEL (ALL 51S EXCEPT WC)								
511100 - REGULAR EMPLOYEES	1,676,471	1,523,262	1,604,949	1,249,910	1,511,519	1,679,775	(168,256)	(74,826)
511102 - SALARIES/ COURT SERVICE	421	814	0	637	771	0	771	0
511103 - WORKED HOLIDAY	15,057	8,317	18,624	7,656	9,258	20,114	(10,856)	(1,490)
511115 - PERFECT ATTENDANCE	11,492	13,262	0	10,472	10,472	0	10,472	0
511300 - OVERTIME	136,863	117,004	106,029	86,962	105,164	114,511	(9,347)	(8,482)
TOTAL COMPENSATION	1,840,303	1,662,659	1,729,602	1,355,637	1,637,184	1,814,400	(177,216)	(84,798)
512101 - GROUP INSURANCE - HEALTH	254,074	252,569	260,237	232,642	281,334	388,688	(107,354)	(128,451)
512102 - GROUP INSURANCE - LIFE	2,150	1,742	1,923	1,378	1,666	1,918	(252)	5
512103 - GROUP INSURANCE - DENTAL	8,970	8,629	9,078	7,226	8,739	10,201	(1,462)	(1,123)
512104 - GROUP INSURANCE-LONG TERM DIS	3,979	3,785	4,155	3,028	3,661	4,165	(504)	(10)
512105 - GROUP INSURANCE-SHORT TERM DIS	926	781	841	604	731	813	(82)	28
512106 - EMPLOYEE ASSISTANCE PROGRAM	150	248	270	192	232	288	(56)	(18)
512402 - RETIREMENT CONTRIBUTION/401A	3,975	4,092	0	3,551	4,294	0	4,294	0
512403 - DEFINED BENEFIT PLAN	184,187	220,878	259,441	193,972	234,571	290,304	(55,733)	(30,863)
TOTAL BENEFITS	458,412	492,726	535,945	442,593	535,229	696,377	(161,148)	(160,432)
512200 - SOCIAL SECURITY (FICA) CONT	107,446	95,685	107,237	78,004	94,331	112,493	(18,162)	(5,256)
512300 - MEDICARE	25,128	22,378	25,079	18,243	22,061	26,309	(4,248)	(1,230)
TOTAL PAYROLL TAXES	132,574	118,063	132,316	96,247	116,392	138,802	(22,410)	(6,486)
TOTAL PERSONNEL (ALL 51S EXCEPT WC)	2,431,290	2,273,449	2,397,863	1,894,477	2,288,804	2,649,579	(360,775)	(251,716)

2021 DEPARTMENT BUDGET/FORECAST REPORT - GENERAL FUND (100) / ORG - 3350 - SPECIAL OPERATIONS
AS OF 7/31/2020/ (21.5 PayPeriods - 82.69% of Year Lapsed)

	YEAR OVER YEAR INFORMATION						YOY VARIANCE (100%)	
	2018 Actual	2019 Actual	2020 Budget	2020 YTD	2020 Run	2021 Commission Budget	2020 R V 2021 B	2020 B V 2021 B
OPERATING COSTS (52S AND 53S)								
522200 - REPAIRS AND MAINTENANCE	6,730	1,207	12,640	3,487	4,650	12,640	(7,990)	0
522202 - VEHICLE MAINTENANCE	22,234	11,030	21,308	26,428	35,238	21,308	13,930	0
522320 - RENTAL OF EQUIPMENT AND VEHICL	0	2,346	1,649	2,573	3,431	1,649	1,782	0
523201 - CELL PHONE	1,726	4,202	0	3,260	4,346	5,000	(654)	(5,000)
523250 - POSTAGE	0	20	0	0	0	0	0	0
523400 - PRINTING AND BINDING	1,520	565	855	669	892	855	37	0
523500 - TRAVEL	15,366	11,181	7,832	18,679	24,906	10,000	14,906	(2,168)
523600 - DUES AND FEES	13,618	4,875	5,000	5,080	6,773	5,000	1,773	0
523700 - EDUCATION AND TRAINING	22,035	21,246	13,500	10,080	13,440	13,500	(60)	0
531100 - GENERAL SUPPLIES AND MATERIALS	17,221	25,120	22,213	26,982	35,976	22,213	13,763	0
531101 - GEN SUPPLIES/ WEAPONS & AMMUNI	75,609	52,164	75,000	43,820	58,427	75,000	(16,573)	0
531105 - GENERAL SUPPLIES- CUSTODIAL	0	0	0	218	291	0	291	0
531400 - BOOKS AND PERIODICALS	591	1,669	0	1,247	1,663	0	1,663	0
531700 - OTHER SUPPLIES	73,236	62,885	68,000	55,821	74,428	68,000	6,428	0
TOTAL OPERATING COSTS (52S AND 53S)	249,886	198,511	227,997	198,344	264,459	235,165	29,294	(7,168)
CAPITAL (54S)								
542200 - VEHICLES	0	11,000	0	0	0	0	0	0
TOTAL CAPITAL (54S)	0	11,000	0	0	0	0	0	0
TOTAL DEPARTMENT MANAGED COSTS	2,681,176	2,482,960	2,625,860	2,092,822	2,553,264	2,884,744	(331,480)	(258,884)
NON DEPARTMENT MANAGED COSTS								
ALLOCATED COSTS								
512700 - WORKER'S COMP ADMIN FEES	0	9,730	6,429	6,510	6,510	6,423	87	6
512701 - WORKERS COMP CLAIMS	4,189	20,060	3,041	29,905	39,874	13,401	26,473	(10,360)
522110 - DISPOSAL	0	190	0	0	0	0	0	0
522203 - VEHICLE REPAIRS- INSURANCE CLM	0	0	0	824	1,099	0	1,099	0
523100 - INSURANCE, OTHER BENEFITS	22,309	23,422	27,602	25,391	27,602	48,172	(20,570)	(20,570)
523200 - COMMUNICATIONS - ALLOCATED	23,257	8,867	8,940	7,264	9,685	8,940	745	0
TOTAL ALLOCATED COSTS	49,755	62,268	46,012	69,894	84,770	76,936	7,834	(30,924)
TOTAL NON DEPARTMENT MANAGED COSTS	49,755	62,268	46,012	69,894	84,770	76,936	7,834	(30,924)
TOTAL EXPENDITURES	2,730,931	2,545,227	2,671,872	2,162,716	2,638,034	2,961,680	(323,646)	(289,808)
TOTAL FUND REDUCTIONS	2,730,931	2,545,227	2,671,872	2,162,716	2,638,034	2,961,680	(323,646)	(289,808)

2021 DEPARTMENT BUDGET/FORECAST REPORT - GENERAL FUND (100) / ORG - 3350 - SPECIAL OPERATIONS
AS OF 7/31/2020/ (21.5 PayPeriods - 82.69% of Year Lapsed)

YEAR OVER YEAR INFORMATION						YOY VARIANCE (100%)	
2018 Actual	2019 Actual	2020 Budget	2020 YTD	2020 Run	2021 Commission Budget	2020 R V 2021 B	2020 B V 2021 B

NOTES

- 2020 RUN =

  Revenues = Finance Forecast

  Expenses
  - Personnel = YTD Costs/Number of Payroll Periods completed * 26 (total payroll periods in a year)
  - Debt Service, Transfers from/To, Payments to Others, Worker's Comp Admin Fees, Insurance & Other Benefits = Budget unless YTD actual is greater
  - All other expenses = (YTD Costs / # months completed -1) * 12 months

2021 DEPARTMENT BUDGET/FORECAST REPORT - GENERAL FUND (100) / ORG - 3360 - COURT SERVICES
AS OF 7/31/2020/ (21.5 PayPeriods - 82.69% of Year Lapsed)

	YEAR OVER YEAR INFORMATION						YOY VARIANCE (100%)	
	2018 Actual	2019 Actual	2020 Budget	2020 YTD	2020 Run	2021 Commission Budget	2020 R V 2021 B	2020 B V 2021 B
GENERAL FUND (100)								
COURT SERVICES								
EXPENDITURES								
DEPARTMENT MANAGED COSTS								
PERSONNEL (ALL 51S EXCEPT WC)								
511100 - REGULAR EMPLOYEES	1,503,690	1,636,707	1,662,465	1,431,102	1,730,635	1,763,697	(33,062)	(101,232)
511103 - WORKED HOLIDAY	986	1,569	3,903	935	1,131	4,215	(3,084)	(312)
511110 - UNIFORM ALLOWANCE	130	0	0	0	0	0	0	0
511115 - PERFECT ATTENDANCE	9,832	11,231	0	14,135	14,135	0	14,135	0
511300 - OVERTIME	106,332	93,632	84,245	72,493	87,666	90,985	(3,319)	(6,740)
TOTAL COMPENSATION	1,620,970	1,743,139	1,750,613	1,518,665	1,833,567	1,858,897	(25,330)	(108,284)
512101 - GROUP INSURANCE - HEALTH	251,119	279,800	265,009	244,608	295,805	369,154	(73,349)	(104,145)
512102 - GROUP INSURANCE - LIFE	1,999	1,779	2,023	1,571	1,900	1,973	(73)	50
512103 - GROUP INSURANCE - DENTAL	8,137	8,104	8,796	7,657	9,260	9,807	(547)	(1,011)
512104 - GROUP INSURANCE-LONG TERM DIS	3,741	3,937	4,353	3,448	4,170	4,363	(193)	(10)
512105 - GROUP INSURANCE-SHORT TERM DIS	857	820	898	712	860	878	(18)	20
512106 - EMPLOYEE ASSISTANCE PROGRAM	155	261	288	226	273	279	(6)	9
512403 - DEFINED BENEFIT PLAN	167,943	240,801	262,592	226,519	273,930	297,423	(23,493)	(34,831)
TOTAL BENEFITS	433,951	535,502	543,959	484,741	586,198	683,877	(97,679)	(139,918)
512200 - SOCIAL SECURITY (FICA) CONT	93,805	100,006	108,538	87,555	105,880	115,251	(9,371)	(6,713)
512300 - MEDICARE	21,938	23,640	25,381	20,435	24,712	26,954	(2,242)	(1,573)
TOTAL PAYROLL TAXES	115,744	123,646	133,919	107,990	130,593	142,205	(11,612)	(8,286)
512900 - OTHER EMPLOYEE BENEFITS	0	300	0	0	0	0	0	0
TOTAL OTHER PERSONEL RELATED COSTS	0	300	0	0	0	0	0	0
TOTAL PERSONNEL (ALL 51S EXCEPT WC)	2,170,665	2,402,588	2,428,491	2,111,396	2,550,358	2,684,979	(134,621)	(256,488)

2021 DEPARTMENT BUDGET/FORECAST REPORT - GENERAL FUND (100) / ORG - 3360 - COURT SERVICES
AS OF 7/31/2020/ (21.5 PayPeriods - 82.69% of Year Lapsed)

	YEAR OVER YEAR INFORMATION						YOY VARIANCE (100%)	
	2018 Actual	2019 Actual	2020 Budget	2020 YTD	2020 Run	2021 Commission Budget	2020 R V 2021 B	2020 B V 2021 B
OPERATING COSTS (52S AND 53S)								
522200 - REPAIRS AND MAINTENANCE	16,755	28,363	28,500	9,366	12,488	28,500	(16,012)	0
522202 - VEHICLE MAINTENANCE	26,771	37,027	16,059	30,126	40,168	16,059	24,109	0
522320 - RENTAL OF EQUIPMENT AND VEHICL	2,691	813	2,351	560	746	2,351	(1,605)	0
523400 - PRINTING AND BINDING	60	848	1,145	24	32	1,145	(1,113)	0
523500 - TRAVEL	0	1,156	1,968	191	255	1,968	(1,713)	0
523600 - DUES AND FEES	125	440	0	152	203	0	203	0
523700 - EDUCATION AND TRAINING	5,287	5,842	7,014	2,921	3,895	7,014	(3,119)	0
531100 - GENERAL SUPPLIES AND MATERIALS	14,037	10,566	13,787	5,657	7,543	13,787	(6,244)	0
531700 - OTHER SUPPLIES	11,152	7,087	12,100	21,954	29,272	12,100	17,172	0
TOTAL OPERATING COSTS (52S AND 53S)	76,877	92,143	82,924	70,951	94,602	82,924	11,678	0
CAPITAL (54S)								
TOTAL DEPARTMENT MANAGED COSTS	2,247,541	2,494,730	2,511,415	2,182,347	2,644,959	2,767,903	(122,944)	(256,488)
NON DEPARTMENT MANAGED COSTS								
ALLOCATED COSTS								
512700 - WORKER'S COMP ADMIN FEES	14,579	7,083	6,909	6,996	6,996	6,997	(1)	(88)
512701 - WORKERS COMP CLAIMS	10,880	2,422	8,050	3,038	4,051	1,539	2,512	6,511
523100 - INSURANCE, OTHER BENEFITS	27,247	25,715	23,702	21,299	23,702	34,281	(10,579)	(10,579)
523110 - INSURANCE DEDUCTIBLES	132	0	0	0	0	0	0	0
523200 - COMMUNICATIONS - ALLOCATED	6,121	3,757	4,140	3,355	4,473	4,140	333	0
TOTAL ALLOCATED COSTS	58,959	38,978	42,801	34,689	39,222	46,957	(7,735)	(4,156)
TOTAL NON DEPARTMENT MANAGED COSTS	58,959	38,978	42,801	34,689	39,222	46,957	(7,735)	(4,156)
TOTAL EXPENDITURES	2,306,501	2,533,708	2,554,216	2,217,036	2,684,182	2,814,860	(130,678)	(260,644)
TOTAL FUND REDUCTIONS	2,306,501	2,533,708	2,554,216	2,217,036	2,684,182	2,814,860	(130,678)	(260,644)

2021 DEPARTMENT BUDGET/FORECAST REPORT - GENERAL FUND (100) / ORG - 3360 - COURT SERVICES
AS OF 7/31/2020/ (21.5 PayPeriods - 82.69% of Year Lapsed)

YEAR OVER YEAR INFORMATION						YOY VARIANCE (100%)	
2018 Actual	2019 Actual	2020 Budget	2020 YTD	2020 Run	2021 Commission Budget	2020 R V 2021 B	2020 B V 2021 B

NOTES

- 2020 RUN =

Revenues = Finance Forecast

Expenses

- Personnel = YTD Costs/Number of Payroll Periods completed * 26 (total payroll periods in a year)
- Debt Service, Transfers from/To, Payments to Others, Worker's Comp Admin Fees, Insurance & Other Benefits = Budget unless YTD actual is greater
- All other expenses = (YTD Costs / # months completed -1) * 12 months

2021 DEPARTMENT BUDGET/FORECAST REPORT - GENERAL FUND (100) / ORG - 3390 - OFFICE OF PROF STANDARDS
AS OF 7/31/2020/ (21.5 PayPeriods - 82.69% of Year Lapsed)

	YEAR OVER YEAR INFORMATION						YOY VARIANCE (100%)	
	2018 Actual	2019 Actual	2020 Budget	2020 YTD	2020 Run	2021 Commission Budget	2020 R V 2021 B	2020 B V 2021 B
GENERAL FUND (100)								
OFFICE OF PROF STANDARDS								
EXPENDITURES								
DEPARTMENT MANAGED COSTS								
PERSONNEL (ALL 51S EXCEPT WC)								
511100 - REGULAR EMPLOYEES	153,697	181,004	164,924	182,330	220,492	233,596	(13,104)	(68,672)
511103 - WORKED HOLIDAY	68	432	0	151	182	0	182	0
511110 - UNIFORM ALLOWANCE	1,560	1,625	2,340	1,950	2,358	2,340	18	0
511115 - PERFECT ATTENDANCE	1,003	1,753	0	2,357	2,357	0	2,357	0
511300 - OVERTIME	5,700	4,158	10,356	4,025	4,867	11,184	(6,317)	(828)
TOTAL COMPENSATION	162,028	188,972	177,620	190,812	230,256	247,120	(16,864)	(69,500)
512101 - GROUP INSURANCE - HEALTH	30,812	38,557	30,811	41,546	50,242	63,000	(12,758)	(32,189)
512102 - GROUP INSURANCE - LIFE	212	216	194	213	258	262	(4)	(68)
512103 - GROUP INSURANCE - DENTAL	974	1,136	974	1,261	1,524	1,604	(80)	(630)
512104 - GROUP INSURANCE-LONG TERM DIS	395	472	422	470	568	580	(12)	(158)
512105 - GROUP INSURANCE-SHORT TERM DIS	90	97	84	94	114	113	1	(29)
512106 - EMPLOYEE ASSISTANCE PROGRAM	16	31	27	30	36	36	0	(9)
512403 - DEFINED BENEFIT PLAN	16,784	25,860	26,653	28,472	34,432	39,569	(5,137)	(12,916)
TOTAL BENEFITS	49,281	66,369	59,165	72,086	87,174	105,164	(17,990)	(45,999)
512200 - SOCIAL SECURITY (FICA) CONT	9,237	10,774	11,016	10,956	13,249	15,333	(2,084)	(4,317)
512300 - MEDICARE	2,160	2,520	2,577	2,562	3,099	3,586	(487)	(1,009)
TOTAL PAYROLL TAXES	11,397	13,294	13,593	13,519	16,348	18,919	(2,571)	(5,326)
TOTAL PERSONNEL (ALL 51S EXCEPT WC)	222,706	268,634	250,378	276,416	333,778	371,203	(37,425)	(120,825)
OPERATING COSTS (52S AND 53S)								
522320 - RENTAL OF EQUIPMENT AND VEHICL	1,438	0	0	0	0	0	0	0
523500 - TRAVEL	795	0	636	0	0	636	(636)	0
523600 - DUES AND FEES	0	0	251	0	0	251	(251)	0
523700 - EDUCATION AND TRAINING	448	0	1,216	895	1,193	1,216	(23)	0
531100 - GENERAL SUPPLIES AND MATERIALS	912	50	2,749	15	20	2,749	(2,729)	0
531700 - OTHER SUPPLIES	1,848	38	2,000	2,781	3,708	2,000	1,708	0
TOTAL OPERATING COSTS (52S AND 53S)	5,441	88	6,852	3,691	4,921	6,852	(1,931)	0
CAPITAL (54S)								
TOTAL DEPARTMENT MANAGED COSTS	228,147	268,722	257,230	280,107	338,699	378,055	(39,356)	(120,825)

2021 DEPARTMENT BUDGET/FORECAST REPORT - GENERAL FUND (100) / ORG - 3390 - OFFICE OF PROF STANDARDS
AS OF 7/31/2020/ (21.5 PayPeriods - 82.69% of Year Lapsed)

	YEAR OVER YEAR INFORMATION						YOY VARIANCE (100%)	
	2018 Actual	2019 Actual	2020 Budget	2020 YTD	2020 Run	2021 Commission Budget	2020 R V 2021 B	2020 B V 2021 B
NON DEPARTMENT MANAGED COSTS								
ALLOCATED COSTS								
512700 - WORKER'S COMP ADMIN FEES	767	735	667	675	675	903	(228)	(236)
523100 - INSURANCE, OTHER BENEFITS	2,266	1,796	1,903	1,599	1,903	3,644	(1,741)	(1,741)
523200 - COMMUNICATIONS - ALLOCATED	62	52	75	51	68	75	(7)	0
TOTAL ALLOCATED COSTS	3,095	2,583	2,645	2,325	2,646	4,622	(1,976)	(1,977)
TOTAL NON DEPARTMENT MANAGED COSTS	3,095	2,583	2,645	2,325	2,646	4,622	(1,976)	(1,977)
TOTAL EXPENDITURES	231,242	271,305	259,875	282,432	341,345	382,677	(41,332)	(122,802)
TOTAL FUND REDUCTIONS	231,242	271,305	259,875	282,432	341,345	382,677	(41,332)	(122,802)

NOTES

- 2020 RUN =

  Revenues = Finance Forecast

  Expenses
  - Personnel = YTD Costs/Number of Payroll Periods completed * 26 (total payroll periods in a year)
  - Debt Service, Transfers from/To, Payments to Others, Worker's Comp Admin Fees, Insurance & Other Benefits = Budget unless YTD actual is greater
  - All other expenses = (YTD Costs / # months completed -1) * 12 months

2021 DEPARTMENT BUDGET/FORECAST REPORT - GENERAL FUND (100) / ORG - 3391 - SHERIFF CROSSING GUARDS
AS OF 7/31/2020/ (21.5 PayPeriods - 82.69% of Year Lapsed)

	YEAR OVER YEAR INFORMATION						YOY VARIANCE (100%)	
	2018 Actual	2019 Actual	2020 Budget	2020 YTD	2020 Run	2021 Commission Budget	2020 R V 2021 B	2020 B V 2021 B
GENERAL FUND (100)								
SHERIFF CROSSING GUARDS								
EXPENDITURES								
DEPARTMENT MANAGED COSTS								
PERSONNEL (ALL 51S EXCEPT WC)								
511100 - REGULAR EMPLOYEES	132	0	0	0	0	0	0	0
511200 - PART TIME/TEMP EMPLOYEES	162,985	159,734	186,984	79,183	95,756	165,339	(69,583)	21,645
TOTAL COMPENSATION	163,118	159,734	186,984	79,183	95,756	165,339	(69,583)	21,645
512200 - SOCIAL SECURITY (FICA) CONT	10,113	9,904	11,590	4,909	5,937	10,251	(4,314)	1,339
512300 - MEDICARE	2,365	2,316	2,713	1,148	1,388	2,398	(1,010)	315
TOTAL PAYROLL TAXES	12,479	12,220	14,303	6,057	7,325	12,649	(5,324)	1,654
TOTAL PERSONNEL (ALL 51S EXCEPT WC)	175,596	171,953	201,287	85,240	103,081	177,988	(74,907)	23,299
OPERATING COSTS (52S AND 53S)								
531100 - GENERAL SUPPLIES AND MATERIALS	190	0	1,200	149	199	1,200	(1,001)	0
531700 - OTHER SUPPLIES	3,613	1,590	4,500	2,241	2,988	4,500	(1,512)	0
TOTAL OPERATING COSTS (52S AND 53S)	3,803	1,590	5,700	2,390	3,186	5,700	(2,514)	0
CAPITAL (54S)								
TOTAL DEPARTMENT MANAGED COSTS	179,399	173,543	206,987	87,630	106,268	183,688	(77,420)	23,299
NON DEPARTMENT MANAGED COSTS								
ALLOCATED COSTS								
512700 - WORKER'S COMP ADMIN FEES	3,581	2,696	2,316	2,346	2,346	2,176	170	140
512701 - WORKERS COMP CLAIMS	9	36,993	2,118	16,664	22,219	32,691	(10,472)	(30,573)
TOTAL ALLOCATED COSTS	3,590	39,689	4,434	19,010	24,565	34,867	(10,302)	(30,433)
TOTAL NON DEPARTMENT MANAGED COSTS	3,590	39,689	4,434	19,010	24,565	34,867	(10,302)	(30,433)
TOTAL EXPENDITURES	182,989	213,231	211,421	106,640	130,832	218,555	(87,723)	(7,134)
TOTAL FUND REDUCTIONS	182,989	213,231	211,421	106,640	130,832	218,555	(87,723)	(7,134)

2021 DEPARTMENT BUDGET/FORECAST REPORT - GENERAL FUND (100) / ORG - 3391 - SHERIFF CROSSING GUARDS
AS OF 7/31/2020/ (21.5 PayPeriods - 82.69% of Year Lapsed)

YEAR OVER YEAR INFORMATION						YOY VARIANCE (100%)	
2018 Actual	2019 Actual	2020 Budget	2020 YTD	2020 Run	2021 Commission Budget	2020 R V 2021 B	2020 B V 2021 B

NOTES

- 2020 RUN =

Revenues = Finance Forecast

Expenses

- Personnel = YTD Costs/Number of Payroll Periods completed * 26 (total payroll periods in a year)
- Debt Service, Transfers from/To, Payments to Others, Worker's Comp Admin Fees, Insurance & Other Benefits = Budget unless YTD actual is greater
- All other expenses = (YTD Costs / # months completed -1) * 12 months

2021 DEPARTMENT BUDGET/FORECAST REPORT - GENERAL FUND (100) / ORG - 3420 - ADULT DETENTION FACILITY
AS OF 7/31/2020/ (21.5 PayPeriods - 82.69% of Year Lapsed)

	YEAR OVER YEAR INFORMATION						YOY VARIANCE (100%)	
	2018 Actual	2019 Actual	2020 Budget	2020 YTD	2020 Run	2021 Commission Budget	2020 R V 2021 B	2020 B V 2021 B
GENERAL FUND (100)								
ADULT DETENTION FACILITY								
EXPENDITURES								
DEPARTMENT MANAGED COSTS								
PERSONNEL (ALL 51S EXCEPT WC)								
511100 - REGULAR EMPLOYEES	6,028,520	6,929,265	8,491,937	6,796,355	8,218,848	9,265,903	(1,047,055)	(773,966)
511102 - SALARIES/ COURT SERVICE	16,923	5,810	9,834	1,105	1,336	10,624	(9,288)	(790)
511103 - WORKED HOLIDAY	109,849	111,794	155,531	115,410	139,565	167,973	(28,408)	(12,442)
511110 - UNIFORM ALLOWANCE	2,080	2,015	2,340	2,600	3,144	3,120	24	(780)
511115 - PERFECT ATTENDANCE	34,015	32,693	0	39,664	39,664	0	39,664	0
511116 - SHORT TERM DISABILITY PAY	0	1,723	0	1,509	1,825	0	1,825	0
511200 - PART TIME/TEMP EMPLOYEES	26,539	21,446	153,304	50,018	60,487	112,320	(51,833)	40,984
511300 - OVERTIME	609,728	584,477	561,796	391,583	473,542	606,740	(133,198)	(44,944)
TOTAL COMPENSATION	6,827,655	7,689,223	9,374,742	7,398,243	8,938,411	10,166,680	(1,228,269)	(791,938)
512101 - GROUP INSURANCE - HEALTH	1,138,539	1,223,112	1,029,215	931,267	1,126,183	1,578,395	(452,212)	(549,180)
512102 - GROUP INSURANCE - LIFE	7,756	7,804	9,527	7,475	9,040	11,122	(2,082)	(1,595)
512103 - GROUP INSURANCE - DENTAL	36,599	36,615	37,579	31,216	37,750	46,750	(9,000)	(9,171)
512104 - GROUP INSURANCE-LONG TERM DIS	14,476	17,051	19,979	16,455	19,899	24,204	(4,305)	(4,225)
512105 - GROUP INSURANCE-SHORT TERM DIS	3,682	4,212	4,850	3,943	4,768	5,354	(586)	(504)
512106 - EMPLOYEE ASSISTANCE PROGRAM	692	1,320	1,557	1,246	1,507	1,719	(212)	(162)
512403 - DEFINED BENEFIT PLAN	699,870	1,050,199	1,282,442	1,096,313	1,325,773	1,608,802	(283,029)	(326,360)
TOTAL BENEFITS	1,901,614	2,340,314	2,385,149	2,087,915	2,524,920	3,276,346	(751,426)	(891,197)
512200 - SOCIAL SECURITY (FICA) CONT	401,246	457,874	536,393	439,731	531,768	630,350	(98,582)	(93,957)
512300 - MEDICARE	93,840	107,084	125,279	102,840	124,365	147,420	(23,055)	(22,141)
TOTAL PAYROLL TAXES	495,086	564,958	661,672	542,571	656,133	777,770	(121,637)	(116,098)
TOTAL PERSONNEL (ALL 51S EXCEPT WC)	9,224,355	10,594,494	12,421,563	10,028,729	12,119,463	14,220,796	(2,101,333)	(1,799,233)

2021 DEPARTMENT BUDGET/FORECAST REPORT - GENERAL FUND (100) / ORG - 3420 - ADULT DETENTION FACILITY
AS OF 7/31/2020/ (21.5 PayPeriods - 82.69% of Year Lapsed)

	YEAR OVER YEAR INFORMATION						YOY VARIANCE (100%)	
	2018 Actual	2019 Actual	2020 Budget	2020 YTD	2020 Run	2021 Commission Budget	2020 R V 2021 B	2020 B V 2021 B
OPERATING COSTS (52S AND 53S)								
521200 - PROFESSIONAL SERVICES	792	234	0	0	0	0	0	0
521214 - PROF SVCS - LEGAL	6,645	0	0	0	0	0	0	0
521260 - PROFESSIONAL SERVICE-MEDICAL	2,579,229	2,894,708	2,844,673	2,223,840	2,965,120	2,744,673	220,447	100,000
521261 - PROF SVCS - MED NON MANAGED	0	0	1,031,664	759,825	1,013,099	0	1,013,099	1,031,664
522200 - REPAIRS AND MAINTENANCE	98,612	103,360	108,000	67,933	90,577	108,000	(17,423)	0
522202 - VEHICLE MAINTENANCE	36,831	41,092	26,000	36,177	48,236	26,000	22,236	0
522320 - RENTAL OF EQUIPMENT AND VEHICL	16,891	9,599	16,683	7,875	10,499	16,683	(6,184)	0
523201 - CELL PHONE	11,793	2,305	3,000	1,087	1,450	3,000	(1,550)	0
523400 - PRINTING AND BINDING	5,444	3,602	6,500	3,257	4,342	6,500	(2,158)	0
523500 - TRAVEL	78,420	100,653	90,823	32,849	43,798	90,823	(47,025)	0
523600 - DUES AND FEES	4,633	13,930	3,000	2,065	2,753	3,000	(247)	0
523700 - EDUCATION AND TRAINING	43,105	40,801	18,333	17,505	23,341	18,333	5,008	0
531100 - GENERAL SUPPLIES AND MATERIALS	96,711	138,996	80,965	90,805	121,074	80,965	40,109	0
531300 - FOOD	705,813	589,822	656,000	340,454	453,938	756,000	(302,062)	(100,000)
531600 - SMALL EQUIPMENT	23,619	16,474	20,000	20,597	27,463	20,000	7,463	0
531700 - OTHER SUPPLIES	77,739	107,028	100,139	151,863	202,484	100,139	102,345	0
TOTAL OPERATING COSTS (52S AND 53S)	3,786,277	4,062,603	5,005,780	3,756,131	5,008,174	3,974,116	1,034,058	1,031,664
CAPITAL (54S)								
542200 - VEHICLES	177,211	0	0	0	0	0	0	0
542500 - OTHER EQUIPMENT	8,895	0	0	0	0	0	0	0
TOTAL CAPITAL (54S)	186,106	0	0	0	0	0	0	0
NON-OPERATIONAL COSTS								
572000 - PAYMENTS TO OTHER AGENCIES	62,509	5,220	0	0	0	0	0	0
TOTAL NON-OPERATIONAL COSTS	62,509	5,220	0	0	0	0	0	0
TOTAL DEPARTMENT MANAGED COSTS	13,259,247	14,662,317	17,427,343	13,784,859	17,127,637	18,194,912	(1,067,275)	(767,569)
NON DEPARTMENT MANAGED COSTS								

2021 DEPARTMENT BUDGET/FORECAST REPORT - GENERAL FUND (100) / ORG - 3420 - ADULT DETENTION FACILITY
AS OF 7/31/2020/ (21.5 PayPeriods - 82.69% of Year Lapsed)

	YEAR OVER YEAR INFORMATION						YOY VARIANCE (100%)	
	2018 Actual	2019 Actual	2020 Budget	2020 YTD	2020 Run	2021 Commission Budget	2020 R V 2021 B	2020 B V 2021 B
ALLOCATED COSTS								
512700 - WORKER'S COMP ADMIN FEES	35,295	32,425	33,973	34,403	34,403	39,622	(5,219)	(5,649)
512701 - WORKERS COMP CLAIMS	15,292	29,706	13,627	69,580	92,773	67,186	25,587	(53,559)
522218 - PEST CONTROL	2,259	2,491	2,491	1,868	2,491	2,491	0	0
523100 - INSURANCE, OTHER BENEFITS	87,560	105,498	110,306	96,526	110,306	190,084	(79,778)	(79,778)
523110 - INSURANCE DEDUCTIBLES	10,000	4,182	0	25,790	34,387	0	34,387	0
523200 - COMMUNICATIONS - ALLOCATED	64,010	67,181	62,280	66,750	89,000	73,080	15,920	(10,800)
531210 - WATER/SEWER	195,237	203,372	205,977	149,419	199,225	205,977	(6,752)	0
531230 - ELECTRICITY	471,740	446,381	485,783	354,536	472,714	485,783	(13,069)	0
TOTAL ALLOCATED COSTS	881,393	891,237	914,437	798,872	1,035,299	1,064,223	(28,924)	(149,786)
TOTAL NON DEPARTMENT MANAGED COSTS	881,393	891,237	914,437	798,872	1,035,299	1,064,223	(28,924)	(149,786)
TOTAL EXPENDITURES	14,140,640	15,553,554	18,341,780	14,583,731	18,162,937	19,259,135	(1,096,198)	(917,355)
TOTAL FUND REDUCTIONS	14,140,640	15,553,554	18,341,780	14,583,731	18,162,937	19,259,135	(1,096,198)	(917,355)

NOTES

- 2020 RUN =

  Revenues = Finance Forecast

  Expenses
  - Personnel = YTD Costs/Number of Payroll Periods completed * 26 (total payroll periods in a year)
  - Debt Service, Transfers from/To, Payments to Others, Worker's Comp Admin Fees, Insurance & Other Benefits = Budget unless YTD actual is greater
  - All other expenses = (YTD Costs / # months completed -1) * 12 months

2021 DEPARTMENT BUDGET/FORECAST REPORT - GENERAL FUND (100) / ORG - 1516 - DEVELOPMENT SERVICES CENTER
AS OF 7/31/2020/ (21.5 PayPeriods - 82.69% of Year Lapsed)

	YEAR OVER YEAR INFORMATION						YOY VARIANCE (100%)	
	2018 Actual	2019 Actual	2020 Budget	2020 YTD	2020 Run	2021 Commission Budget	2020 R V 2021 B	2020 B V 2021 B
GENERAL FUND (100)								
DEVELOPMENT SERVICES CENTER								
EXPENDITURES								
DEPARTMENT MANAGED COSTS								
PERSONNEL (ALL 51S EXCEPT WC)								
511100 - REGULAR EMPLOYEES	230,404	253,213	272,168	219,808	265,814	283,065	(17,251)	(10,897)
511115 - PERFECT ATTENDANCE	0	534	0	0	0	0	0	0
511300 - OVERTIME	39	0	0	0	0	0	0	0
TOTAL COMPENSATION	230,443	253,747	272,168	219,808	265,814	283,065	(17,251)	(10,897)
512101 - GROUP INSURANCE - HEALTH	54,056	63,987	65,585	64,146	77,572	98,047	(20,475)	(32,462)
512102 - GROUP INSURANCE - LIFE	301	300	316	265	321	324	(3)	(8)
512103 - GROUP INSURANCE - DENTAL	1,713	1,813	1,947	1,814	2,194	2,314	(120)	(367)
512104 - GROUP INSURANCE-LONG TERM DIS	563	660	694	583	706	715	(9)	(21)
512105 - GROUP INSURANCE-SHORT TERM DIS	144	160	170	142	171	170	1	0
512106 - EMPLOYEE ASSISTANCE PROGRAM	24	51	54	45	54	54	0	0
512403 - DEFINED BENEFIT PLAN	23,846	34,901	40,825	32,788	39,650	45,290	(5,640)	(4,465)
TOTAL BENEFITS	80,648	101,873	109,591	99,783	120,668	146,914	(26,246)	(37,323)
512200 - SOCIAL SECURITY (FICA) CONT	13,083	14,014	16,874	12,048	14,570	17,550	(2,980)	(676)
512300 - MEDICARE	3,060	3,277	3,946	2,818	3,407	4,105	(698)	(159)
TOTAL PAYROLL TAXES	16,142	17,291	20,820	14,866	17,977	21,655	(3,678)	(835)
TOTAL PERSONNEL (ALL 51S EXCEPT WC)	327,233	372,911	402,579	334,457	404,459	451,634	(47,175)	(49,055)

2021 DEPARTMENT BUDGET/FORECAST REPORT - GENERAL FUND (100) / ORG - 1516 - DEVELOPMENT SERVICES CENTER
AS OF 7/31/2020/ (21.5 PayPeriods - 82.69% of Year Lapsed)

	YEAR OVER YEAR INFORMATION						YOY VARIANCE (100%)	
	2018 Actual	2019 Actual	2020 Budget	2020 YTD	2020 Run	2021 Commission Budget	2020 R V 2021 B	2020 B V 2021 B
OPERATING COSTS (52S AND 53S)								
521200 - PROFESSIONAL SERVICES	689	36,464	20,380	21,730	28,973	12,780	16,193	7,600
522320 - RENTAL OF EQUIPMENT AND VEHICL	2,738	2,334	4,000	1,620	2,160	4,000	(1,840)	0
523201 - CELL PHONE	437	406	500	353	470	500	(30)	0
523202 - COMMUNICATIONS - NON ALLOCATED	0	2,160	2,460	1,145	1,527	2,460	(933)	0
523250 - POSTAGE	7	50	250	55	73	300	(227)	(50)
523500 - TRAVEL	1,331	4,987	5,000	1,012	1,349	6,500	(5,151)	(1,500)
523600 - DUES AND FEES	94	75	450	75	100	490	(390)	(40)
523700 - EDUCATION AND TRAINING	2,776	5,452	10,660	138	183	15,660	(15,477)	(5,000)
531100 - GENERAL SUPPLIES AND MATERIALS	4,634	4,039	5,550	2,814	3,753	5,850	(2,097)	(300)
531300 - FOOD	2,714	4,955	14,800	4,263	5,684	8,000	(2,316)	6,800
531620 - OFFICE FURNITURE/FURNISHINGS	2,553	1,616	0	0	0	0	0	0
531660 - NON ASSET COMPUTER EQUIPMENT	7,250	3,126	6,734	2,656	3,542	16,502	(12,960)	(9,768)
531700 - OTHER SUPPLIES	130	0	750	9,772	13,029	750	12,279	0
TOTAL OPERATING COSTS (52S AND 53S)	25,351	65,662	71,534	45,633	60,843	73,792	(12,949)	(2,258)
CAPITAL (54S)								
TOTAL DEPARTMENT MANAGED COSTS	352,584	438,573	474,113	380,089	465,303	525,426	(60,123)	(51,313)
NON DEPARTMENT MANAGED COSTS								
ALLOCATED COSTS								
512700 - WORKER'S COMP ADMIN FEES	1,535	1,421	1,223	1,238	1,238	1,354	(116)	(131)
522110 - DISPOSAL	35	38	42	32	42	42	0	0
522130 - CUSTODIAL SERVICES	1,476	1,656	1,758	1,465	1,953	1,881	72	(123)
522140 - LAWN CARE	313	300	300	269	359	300	59	0
522218 - PEST CONTROL	9	8	9	6	8	9	(1)	0
523100 - INSURANCE, OTHER BENEFITS	1,761	2,165	1,704	1,917	1,917	2,024	(107)	(320)
523200 - COMMUNICATIONS - ALLOCATED	5,860	4,149	4,500	3,579	4,772	4,500	272	0
523920 - DOCUMENT SERVICES	342	346	342	132	176	350	(174)	(8)
531210 - WATER/SEWER	112	95	162	161	215	324	(109)	(162)
531230 - ELECTRICITY	1,849	2,418	2,340	2,072	2,762	2,484	278	(144)
TOTAL ALLOCATED COSTS	13,291	12,596	12,380	10,871	13,443	13,268	175	(888)
TOTAL NON DEPARTMENT MANAGED COSTS	13,291	12,596	12,380	10,871	13,443	13,268	175	(888)
TOTAL EXPENDITURES	365,875	451,169	486,493	390,961	478,746	538,694	(59,948)	(52,201)
INTERFUND TRANSFERS								

2021 DEPARTMENT BUDGET/FORECAST REPORT - GENERAL FUND (100) / ORG - 1516 - DEVELOPMENT SERVICES CENTER
AS OF 7/31/2020/ (21.5 PayPeriods - 82.69% of Year Lapsed)

	YEAR OVER YEAR INFORMATION						YOY VARIANCE (100%)	
	2018 Actual	2019 Actual	2020 Budget	2020 YTD	2020 Run	2021 Commission Budget	2020 R V 2021 B	2020 B V 2021 B
TRANSFERS FROM/TO								
TOTAL FUND REDUCTIONS	365,875	451,169	486,493	390,961	478,746	538,694	(59,948)	(52,201)

NOTES

- 2020 RUN =

Revenues = Finance Forecast

Expenses

- Personnel = YTD Costs/Number of Payroll Periods completed * 26 (total payroll periods in a year)
- Debt Service, Transfers from/To, Payments to Others, Worker's Comp Admin Fees, Insurance & Other Benefits = Budget unless YTD actual is greater
- All other expenses = (YTD Costs / # months completed -1) * 12 months

CHEROKEE COUNTY BOARD OF COMMISSIONERS
DEVELOPMENT SERVICES CENTER
2021 HEADCOUNT

	2018 Budget				2019 Budget				2020 Budget				2021 Budget			
	FT	PT	SPT	Total	FT	PT	SPT	Total	FT	PT	SPT	Total	FT	PT	SPT	Total
DDSC - DIRECTOR DEVELOPMENT SVC CTR	1.00	0.00	0.00	1.00	0.00	0.00	0.00	0.00	0.00	0.00	0.00	0.00	0.00	0.00	0.00	0.00
DSR - DEVELOPMENT SERVICES REP	5.00	0.00	0.00	5.00	4.00	0.00	0.00	4.00	4.00	0.00	0.00	4.00	4.00	0.00	0.00	4.00
LDSR - LEAD DEVELOPMENT SERVICES REP	0.00	0.00	0.00	0.00	1.00	0.00	0.00	1.00	1.00	0.00	0.00	1.00	1.00	0.00	0.00	1.00
MRDS - MANAGER DEVELOPMENT SERVICES	0.00	0.00	0.00	0.00	1.00	0.00	0.00	1.00	1.00	0.00	0.00	1.00	1.00	0.00	0.00	1.00
Total	**6.00**	**0.00**	**0.00**	**6.00**	**6.00**	**0.00**	**0.00**	**6.00**	**6.00**	**0.00**	**0.00**	**6.00**	**6.00**	**0.00**	**0.00**	**6.00**

2021 DEPARTMENT BUDGET/FORECAST REPORT - GENERAL FUND (100) / ORG - 7220 - BUILDING INSPECTIONS
AS OF 7/31/2020/ (21.5 PayPeriods - 82.69% of Year Lapsed)

	YEAR OVER YEAR INFORMATION						YOY VARIANCE (100%)	
	2018 Actual	2019 Actual	2020 Budget	2020 YTD	2020 Run	2021 Commission Budget	2020 R V 2021 B	2020 B V 2021 B
GENERAL FUND (100)								
BUILDING INSPECTIONS								
EXPENDITURES								
DEPARTMENT MANAGED COSTS								
PERSONNEL (ALL 51S EXCEPT WC)								
511100 - REGULAR EMPLOYEES	473,453	572,278	613,316	483,261	584,409	610,367	(25,958)	2,949
511115 - PERFECT ATTENDANCE	1,623	2,340	0	2,471	2,471	0	2,471	0
511121 - PAID LEAVE	0	0	0	2,066	2,498	0	2,498	0
511300 - OVERTIME	27	0	0	8	10	0	10	0
TOTAL COMPENSATION	475,102	574,618	613,316	487,806	589,388	610,367	(20,979)	2,949
512101 - GROUP INSURANCE - HEALTH	81,863	102,344	72,152	60,995	73,761	90,608	(16,847)	(18,456)
512102 - GROUP INSURANCE - LIFE	640	682	698	553	669	604	65	94
512103 - GROUP INSURANCE - DENTAL	2,092	2,563	2,330	1,908	2,307	2,394	(87)	(64)
512104 - GROUP INSURANCE-LONG TERM DIS	1,188	1,509	1,545	1,225	1,481	1,446	35	99
512105 - GROUP INSURANCE-SHORT TERM DIS	269	302	312	248	300	283	17	29
512106 - EMPLOYEE ASSISTANCE PROGRAM	50	96	99	79	95	90	5	9
512403 - DEFINED BENEFIT PLAN	49,229	79,076	91,998	72,762	87,991	97,659	(9,668)	(5,661)
TOTAL BENEFITS	135,332	186,572	169,134	137,769	166,604	193,084	(26,480)	(23,950)
512200 - SOCIAL SECURITY (FICA) CONT	27,785	33,774	38,026	28,899	34,948	37,842	(2,894)	184
512300 - MEDICARE	6,498	7,899	8,893	6,759	8,173	8,850	(677)	43
TOTAL PAYROLL TAXES	34,283	41,672	46,919	35,658	43,121	46,692	(3,571)	227
TOTAL PERSONNEL (ALL 51S EXCEPT WC)	644,717	802,862	829,369	661,233	799,114	850,143	(51,029)	(20,774)

2021 DEPARTMENT BUDGET/FORECAST REPORT - GENERAL FUND (100) / ORG - 7220 - BUILDING INSPECTIONS
AS OF 7/31/2020/ (21.5 PayPeriods - 82.69% of Year Lapsed)

	YEAR OVER YEAR INFORMATION						YOY VARIANCE (100%)	
	2018 Actual	2019 Actual	2020 Budget	2020 YTD	2020 Run	2021 Commission Budget	2020 R V 2021 B	2020 B V 2021 B
OPERATING COSTS (52S AND 53S)								
521200 - PROFESSIONAL SERVICES	60	137	600	140	187	600	(413)	0
522200 - REPAIRS AND MAINTENANCE	0	1,560	0	0	0	0	0	0
522202 - VEHICLE MAINTENANCE	9,072	12,587	11,000	6,802	9,070	12,500	(3,430)	(1,500)
522320 - RENTAL OF EQUIPMENT AND VEHICL	419	372	650	0	0	650	(650)	0
523201 - CELL PHONE	7,860	9,611	9,165	8,427	11,236	9,610	1,626	(445)
523250 - POSTAGE	0	0	100	0	0	100	(100)	0
523400 - PRINTING AND BINDING	557	280	500	0	0	500	(500)	0
523500 - TRAVEL	0	796	2,500	0	0	2,600	(2,600)	(100)
523600 - DUES AND FEES	601	1,276	2,000	900	1,200	2,670	(1,470)	(670)
523700 - EDUCATION AND TRAINING	6,158	5,122	3,700	3,545	4,727	3,700	1,027	0
523800 - LICENSES	175	75	200	0	0	200	(200)	0
531100 - GENERAL SUPPLIES AND MATERIALS	1,102	2,951	5,052	2,162	2,882	2,500	382	2,552
531270 - GASOLINE	17,940	18,642	15,634	10,107	13,476	18,642	(5,166)	(3,008)
531300 - FOOD	181	1,608	1,500	1,280	1,707	1,500	207	0
531400 - BOOKS AND PERIODICALS	0	2,734	500	1,040	1,387	1,800	(413)	(1,300)
531600 - SMALL EQUIPMENT	0	1,536	0	0	0	0	0	0
531660 - NON ASSET COMPUTER EQUIPMENT	8,556	3,775	13,982	7,975	10,633	16,480	(5,847)	(2,498)
531700 - OTHER SUPPLIES	420	491	3,500	2,993	3,991	3,500	491	0
TOTAL OPERATING COSTS (52S AND 53S)	53,100	63,552	70,583	45,372	60,496	77,552	(17,056)	(6,969)
CAPITAL (54S)								
542200 - VEHICLES	82,072	84,591	0	0	0	0	0	0
TOTAL CAPITAL (54S)	82,072	84,591	0	0	0	0	0	0
DEBT SERVICE								
581200 - CAPITAL LEASE PRINCIPAL	30,224	46,459	56,100	46,068	56,100	55,728	372	372
582200 - CAPITAL LEASE INTEREST	5,903	11,367	18,700	10,493	18,700	9,752	8,948	8,948
TOTAL DEBT SERVICE	36,127	57,826	74,800	56,560	74,800	65,480	9,320	9,320
UNCLASSIFIED								
TOTAL DEPARTMENT MANAGED COSTS	816,015	1,008,832	974,752	763,166	934,410	993,175	(58,765)	(18,423)
NON DEPARTMENT MANAGED COSTS								

2021 DEPARTMENT BUDGET/FORECAST REPORT - GENERAL FUND (100) / ORG - 7220 - BUILDING INSPECTIONS
AS OF 7/31/2020/ (21.5 PayPeriods - 82.69% of Year Lapsed)

	YEAR OVER YEAR INFORMATION						YOY VARIANCE (100%)	
	2018 Actual	2019 Actual	2020 Budget	2020 YTD	2020 Run	2021 Commission Budget	2020 R V 2021 B	2020 B V 2021 B
ALLOCATED COSTS								
512700 - WORKER'S COMP ADMIN FEES	2,302	2,206	2,316	2,346	2,346	2,442	(96)	(126)
512701 - WORKERS COMP CLAIMS	331	9	216	3,224	4,299	6	4,293	210
522110 - DISPOSAL	87	95	105	79	105	105	0	0
522130 - CUSTODIAL SERVICES	3,684	4,152	4,396	3,663	4,884	4,703	181	(307)
522140 - LAWN CARE	736	751	751	673	898	751	147	0
522203 - VEHICLE REPAIRS- INSURANCE CLM	0	2,752	0	8,461	11,281	0	11,281	0
522218 - PEST CONTROL	22	20	22	14	19	22	(3)	0
523100 - INSURANCE, OTHER BENEFITS	6,780	5,688	7,534	8,258	8,258	10,217	(1,959)	(2,683)
523110 - INSURANCE DEDUCTIBLES	0	0	0	123	164	0	164	0
523200 - COMMUNICATIONS - ALLOCATED	7,485	6,110	6,540	5,293	7,057	6,540	517	0
523920 - DOCUMENT SERVICES	425	1,991	425	220	294	437	(143)	(12)
531210 - WATER/SEWER	279	237	405	403	537	810	(273)	(405)
531230 - ELECTRICITY	4,623	6,046	5,850	5,180	6,906	6,210	696	(360)
TOTAL ALLOCATED COSTS	26,753	30,057	28,560	37,936	47,047	32,243	14,804	(3,683)
TOTAL NON DEPARTMENT MANAGED COSTS	26,753	30,057	28,560	37,936	47,047	32,243	14,804	(3,683)
TOTAL EXPENDITURES	842,768	1,038,889	1,003,312	801,102	981,457	1,025,418	(43,961)	(22,106)
INTERFUND TRANSFERS								
TRANSFERS FROM/TO								
TOTAL FUND REDUCTIONS	842,768	1,038,889	1,003,312	801,102	981,457	1,025,418	(43,961)	(22,106)

NOTES

- 2020 RUN =

  Revenues = Finance Forecast

  Expenses
  - Personnel = YTD Costs/Number of Payroll Periods completed * 26 (total payroll periods in a year)
  - Debt Service, Transfers from/To, Payments to Others, Worker's Comp Admin Fees, Insurance & Other Benefits = Budget unless YTD actual is greater
  - All other expenses = (YTD Costs / # months completed -1) * 12 months

CHEROKEE COUNTY BOARD OF COMMISSIONERS
BUILDING INSPECTIONS
2021 HEADCOUNT

	2018 Budget				2019 Budget				2020 Budget				2021 Budget			
	FT	PT	SPT	Total	FT	PT	SPT	Total	FT	PT	SPT	Total	FT	PT	SPT	Total
BLDC - BLDG INSP - COMMERCIAL	1.00	0.00	0.00	1.00	1.00	0.00	0.00	1.00	1.00	0.00	0.00	1.00	1.00	0.00	0.00	1.00
BLDI - BUILDING INSPECTOR	5.00	0.00	0.00	5.00	6.00	0.00	0.00	6.00	6.00	0.00	0.00	6.00	6.00	0.00	0.00	6.00
COPR - COMMERCIAL PLAN REVIEW	1.00	0.00	0.00	1.00	1.00	0.00	0.00	1.00	1.00	0.00	0.00	1.00	1.00	0.00	0.00	1.00
DRBD - DIRECTOR BUILD/DEVELOP SERVICE	0.00	0.00	0.00	0.00	1.00	0.00	0.00	1.00	1.00	0.00	0.00	1.00	1.00	0.00	0.00	1.00
DRBI - DIRECTOR - BUILDING INSPECTION	1.00	0.00	0.00	1.00	0.00	0.00	0.00	0.00	0.00	0.00	0.00	0.00	0.00	0.00	0.00	0.00
SRBI - SENIOR BUILDING INSPECTOR	1.00	0.00	0.00	1.00	2.00	0.00	0.00	2.00	2.00	0.00	0.00	2.00	2.00	0.00	0.00	2.00
Total	**9.00**	**0.00**	**0.00**	**9.00**	**11.00**	**0.00**	**0.00**	**11.00**	**11.00**	**0.00**	**0.00**	**11.00**	**11.00**	**0.00**	**0.00**	**11.00**

2021 DEPARTMENT BUDGET/FORECAST REPORT - GENERAL FUND (100) / ORG - 7410 - PLANNING AND LAND USE
AS OF 7/31/2020/ (21.5 PayPeriods - 82.69% of Year Lapsed)

	YEAR OVER YEAR INFORMATION						YOY VARIANCE (100%)	
	2018 Actual	2019 Actual	2020 Budget	2020 YTD	2020 Run	2021 Commission Budget	2020 R V 2021 B	2020 B V 2021 B
GENERAL FUND (100)								
PLANNING AND LAND USE								
EXPENDITURES								
DEPARTMENT MANAGED COSTS								
PERSONNEL (ALL 51S EXCEPT WC)								
511100 - REGULAR EMPLOYEES	375,837	468,829	476,602	391,532	473,481	496,659	(23,178)	(20,057)
511115 - PERFECT ATTENDANCE	564	682	0	1,253	1,253	0	1,253	0
511116 - SHORT TERM DISABILITY PAY	764	0	0	0	0	0	0	0
511200 - PART TIME/TEMP EMPLOYEES	27,500	28,375	35,535	24,575	29,719	43,056	(13,337)	(7,521)
511300 - OVERTIME	37	67	0	0	0	0	0	0
TOTAL COMPENSATION	404,701	497,953	512,137	417,361	504,453	539,715	(35,262)	(27,578)
512101 - GROUP INSURANCE - HEALTH	54,409	63,175	54,707	52,359	63,318	79,440	(16,122)	(24,733)
512102 - GROUP INSURANCE - LIFE	503	551	562	471	569	576	(7)	(14)
512103 - GROUP INSURANCE - DENTAL	2,144	2,257	2,187	2,011	2,432	2,552	(120)	(365)
512104 - GROUP INSURANCE-LONG TERM DIS	939	1,217	1,240	1,043	1,261	1,278	(17)	(38)
512105 - GROUP INSURANCE-SHORT TERM DIS	195	219	224	186	225	224	1	0
512106 - EMPLOYEE ASSISTANCE PROGRAM	32	70	71	59	72	72	0	(1)
512403 - DEFINED BENEFIT PLAN	39,051	64,658	71,490	58,590	70,854	79,465	(8,611)	(7,975)
TOTAL BENEFITS	97,273	132,147	130,481	114,720	138,731	163,607	(24,876)	(33,126)
512200 - SOCIAL SECURITY (FICA) CONT	23,549	29,070	31,753	24,443	29,558	33,463	(3,905)	(1,710)
512300 - MEDICARE	5,508	6,799	7,426	5,716	6,913	7,826	(913)	(400)
TOTAL PAYROLL TAXES	29,057	35,869	39,179	30,159	36,471	41,289	(4,818)	(2,110)
TOTAL PERSONNEL (ALL 51S EXCEPT WC)	531,031	665,968	681,797	562,239	679,655	744,611	(64,956)	(62,814)

2021 DEPARTMENT BUDGET/FORECAST REPORT - GENERAL FUND (100) / ORG - 7410 - PLANNING AND LAND USE
AS OF 7/31/2020/ (21.5 PayPeriods - 82.69% of Year Lapsed)

	YEAR OVER YEAR INFORMATION						YOY VARIANCE (100%)	
	2018 Actual	2019 Actual	2020 Budget	2020 YTD	2020 Run	2021 Commission Budget	2020 R V 2021 B	2020 B V 2021 B
OPERATING COSTS (52S AND 53S)								
521200 - PROFESSIONAL SERVICES	2,128	22,500	30,000	28,950	38,600	25,000	13,600	5,000
522202 - VEHICLE MAINTENANCE	0	0	0	(404)	(539)	0	(539)	0
522320 - RENTAL OF EQUIPMENT AND VEHICL	524	500	525	429	572	525	47	0
523201 - CELL PHONE	1,439	1,308	1,500	1,755	2,340	2,510	(170)	(1,010)
523250 - POSTAGE	1,297	1,843	2,000	1,191	1,588	2,000	(412)	0
523300 - ADVERTISING	7,762	9,032	6,000	5,626	7,501	8,000	(499)	(2,000)
523400 - PRINTING AND BINDING	2,248	440	4,500	742	989	2,500	(1,511)	2,000
523450 - ZONING SIGN PRINTING	0	131	0	489	651	3,700	(3,049)	(3,700)
523500 - TRAVEL	1,419	718	2,606	5	6	4,908	(4,902)	(2,302)
523600 - DUES AND FEES	2,014	2,607	2,500	2,719	3,625	3,000	625	(500)
523601 - DUES ARC, GMA, ACCG	272,133	279,998	304,506	288,715	384,953	310,596	74,357	(6,090)
523700 - EDUCATION AND TRAINING	1,694	2,247	2,155	1,087	1,449	6,885	(5,436)	(4,730)
531100 - GENERAL SUPPLIES AND MATERIALS	8,118	6,830	10,500	4,082	5,443	10,500	(5,057)	0
531270 - GASOLINE	0	0	0	42	57	0	57	0
531300 - FOOD	1,551	2,072	1,300	990	1,320	2,000	(680)	(700)
531600 - SMALL EQUIPMENT	0	0	0	675	900	0	900	0
531620 - OFFICE FURNITURE/FURNISHINGS	5,944	0	0	0	0	0	0	0
531660 - NON ASSET COMPUTER EQUIPMENT	13,329	4,516	6,339	4,764	6,351	21,135	(14,784)	(14,796)
531700 - OTHER SUPPLIES	0	0	1,100	842	1,123	1,100	23	0
TOTAL OPERATING COSTS (52S AND 53S)	321,600	334,743	375,531	342,697	456,929	404,359	52,570	(28,828)
CAPITAL (54S)								
DEBT SERVICE								
TOTAL DEPARTMENT MANAGED COSTS	852,631	1,000,711	1,057,328	904,936	1,136,583	1,148,970	(12,387)	(91,642)
NON DEPARTMENT MANAGED COSTS								

2021 DEPARTMENT BUDGET/FORECAST REPORT - GENERAL FUND (100) / ORG - 7410 - PLANNING AND LAND USE
AS OF 7/31/2020/ (21.5 PayPeriods - 82.69% of Year Lapsed)

	YEAR OVER YEAR INFORMATION						YOY VARIANCE (100%)	
	2018 Actual	2019 Actual	2020 Budget	2020 YTD	2020 Run	2021 Commission Budget	2020 R V 2021 B	2020 B V 2021 B
ALLOCATED COSTS								
512700 - WORKER'S COMP ADMIN FEES	1,790	1,593	1,761	1,783	1,783	1,783	0	(22)
522110 - DISPOSAL	92	101	113	84	112	113	(1)	0
522130 - CUSTODIAL SERVICES	3,948	4,428	4,689	3,908	5,210	5,017	193	(328)
522140 - LAWN CARE	801	801	801	718	957	801	156	0
522218 - PEST CONTROL	23	21	23	15	20	23	(3)	0
523100 - INSURANCE, OTHER BENEFITS	2,055	2,362	1,893	2,178	2,178	2,286	(108)	(393)
523110 - INSURANCE DEDUCTIBLES	8,784	1,823	0	11,187	14,917	0	14,917	0
523200 - COMMUNICATIONS - ALLOCATED	6,282	5,754	6,000	4,943	6,590	6,000	590	0
523920 - DOCUMENT SERVICES	363	367	363	0	0	371	(371)	(8)
531210 - WATER/SEWER	297	253	432	430	573	864	(291)	(432)
531230 - ELECTRICITY	4,931	6,449	6,240	5,525	7,367	6,624	743	(384)
TOTAL ALLOCATED COSTS	29,366	23,952	22,315	30,771	39,708	23,882	15,826	(1,567)
TOTAL NON DEPARTMENT MANAGED COSTS	29,366	23,952	22,315	30,771	39,708	23,882	15,826	(1,567)
TOTAL EXPENDITURES	881,997	1,024,663	1,079,643	935,707	1,176,291	1,172,852	3,439	(93,209)
INTERFUND TRANSFERS								
TRANSFERS FROM/TO								
TOTAL FUND REDUCTIONS	881,997	1,024,663	1,079,643	935,707	1,176,291	1,172,852	3,439	(93,209)

NOTES

- 2020 RUN =

  Revenues = Finance Forecast

  Expenses
  - Personnel = YTD Costs/Number of Payroll Periods completed * 26 (total payroll periods in a year)
  - Debt Service, Transfers from/To, Payments to Others, Worker's Comp Admin Fees, Insurance & Other Benefits = Budget unless YTD actual is greater
  - All other expenses = (YTD Costs / # months completed -1) * 12 months

CHEROKEE COUNTY BOARD OF COMMISSIONERS
PLANNING AND ZONING
2021 HEADCOUNT

	2018 Budget				2019 Budget				2020 Budget				2021 Budget			
	FT	PT	SPT	Total	FT	PT	SPT	Total	FT	PT	SPT	Total	FT	PT	SPT	Total
CDAD - COMMUNITY DEV AGENCY DIR	1.00	0.00	0.00	1.00	0.00	0.00	0.00	0.00	0.00	0.00	0.00	0.00	0.00	0.00	0.00	0.00
DPLU - DIRECTOR PLANNING & LAND USE	0.00	0.00	0.00	0.00	1.00	0.00	0.00	1.00	1.00	0.00	0.00	1.00	1.00	0.00	0.00	1.00
EXAS - EXECUTIVE ASSISTANT	1.00	0.00	0.00	1.00	1.00	0.00	0.00	1.00	1.00	0.00	0.00	1.00	1.00	0.00	0.00	1.00
PLNR - PLANNER	3.00	0.00	0.00	3.00	3.00	0.00	0.00	3.00	2.00	0.00	0.00	2.00	2.00	0.00	0.00	2.00
PRPL - PRINCIPAL PLANNER	1.00	0.00	0.00	1.00	1.00	0.00	0.00	1.00	0.90	0.00	0.00	0.90	0.90	0.00	0.00	0.90
PZTC - PLANNING/ZONING TECHNICIAN	1.00	0.00	0.00	1.00	1.00	0.00	0.00	1.00	1.00	0.00	0.00	1.00	1.00	0.00	0.00	1.00
SRPL - SENIOR PLANNER	0.00	0.00	0.00	0.00	0.00	0.00	0.00	0.00	1.00	0.00	0.00	1.00	1.00	0.00	0.00	1.00
ZADM - ZONING ADMINISTRATOR	1.00	0.00	0.00	1.00	1.00	0.00	0.00	1.00	1.00	0.00	0.00	1.00	1.00	0.00	0.00	1.00
Total	**8.00**	**0.00**	**0.00**	**8.00**	**8.00**	**0.00**	**0.00**	**8.00**	**7.90**	**0.00**	**0.00**	**7.90**	**7.90**	**0.00**	**0.00**	**7.90**

2021 DEPARTMENT BUDGET/FORECAST REPORT - GENERAL FUND (100) / ORG - 7511 - ECONOMIC DEVELOPMENT
AS OF 7/31/2020/ (21.5 PayPeriods - 82.69% of Year Lapsed)

	YEAR OVER YEAR INFORMATION						YOY VARIANCE (100%)	
	2018 Actual	2019 Actual	2020 Budget	2020 YTD	2020 Run	2021 Commission Budget	2020 R V 2021 B	2020 B V 2021 B
GENERAL FUND (100)								
ECONOMIC DEVELOPMENT								
EXPENDITURES								
DEPARTMENT MANAGED COSTS								
521300 - TECHNICAL	0	0	0	36	48	0	48	0
TOTAL OPERATING COSTS (52S AND 53S)	0	0	0	36	48	0	48	0
CAPITAL (54S)								
NON-OPERATIONAL COSTS								
572000 - PAYMENTS TO OTHER AGENCIES	45,000	45,000	45,000	37,500	45,000	637,187	(592,187)	(592,187)
TOTAL NON-OPERATIONAL COSTS	45,000	45,000	45,000	37,500	45,000	637,187	(592,187)	(592,187)
DEBT SERVICE								
TOTAL DEPARTMENT MANAGED COSTS	45,000	45,000	45,000	37,536	45,048	637,187	(592,139)	(592,187)
TOTAL EXPENDITURES	45,000	45,000	45,000	37,536	45,048	637,187	(592,139)	(592,187)
INTERFUND TRANSFERS								
TOTAL FUND REDUCTIONS	45,000	45,000	45,000	37,536	45,048	637,187	(592,139)	(592,187)

NOTES

- 2020 RUN =

  Revenues = Finance Forecast

  Expenses
  - Personnel = YTD Costs/Number of Payroll Periods completed * 26 (total payroll periods in a year)
  - Debt Service, Transfers from/To, Payments to Others, Worker's Comp Admin Fees, Insurance & Other Benefits = Budget unless YTD actual is greater
  - All other expenses = (YTD Costs / # months completed -1) * 12 months

2021 DEPARTMENT BUDGET/FORECAST REPORT - GENERAL FUND (100) / ORG - 7512 - UCS ECONOMIC DEVELOPMENT
AS OF 7/31/2020/ (21.5 PayPeriods - 82.69% of Year Lapsed)

	YEAR OVER YEAR INFORMATION						YOY VARIANCE (100%)	
	2018 Actual	2019 Actual	2020 Budget	2020 YTD	2020 Run	2021 Commission Budget	2020 R V 2021 B	2020 B V 2021 B
GENERAL FUND (100)								
UCS ECONOMIC DEVELOPMENT								
EXPENDITURES								
DEPARTMENT MANAGED COSTS								
NON-OPERATIONAL COSTS								
572000 - PAYMENTS TO OTHER AGENCIES	557,187	592,187	592,187	493,489	592,187	0	592,187	592,187
TOTAL NON-OPERATIONAL COSTS	557,187	592,187	592,187	493,489	592,187	0	592,187	592,187
DEBT SERVICE								
TOTAL DEPARTMENT MANAGED COSTS	557,187	592,187	592,187	493,489	592,187	0	592,187	592,187
TOTAL EXPENDITURES	557,187	592,187	592,187	493,489	592,187	0	592,187	592,187
INTERFUND TRANSFERS								
TOTAL FUND REDUCTIONS	557,187	592,187	592,187	493,489	592,187	0	592,187	592,187

NOTES

- 2020 RUN =

  Revenues = Finance Forecast

  Expenses
  - Personnel = YTD Costs/Number of Payroll Periods completed * 26 (total payroll periods in a year)
  - Debt Service, Transfers from/To, Payments to Others, Worker's Comp Admin Fees, Insurance & Other Benefits = Budget unless YTD actual is greater
  - All other expenses = (YTD Costs / # months completed -1) * 12 months

2021 DEPARTMENT BUDGET/FORECAST REPORT - GENERAL FUND (100) / ORG - 5500 - COMMUNITY SERVICES AGENCY
AS OF 7/31/2020/ (21.5 PayPeriods - 82.69% of Year Lapsed)

	YEAR OVER YEAR INFORMATION						YOY VARIANCE (100%)	
	2018 Actual	2019 Actual	2020 Budget	2020 YTD	2020 Run	2021 Commission Budget	2020 R V 2021 B	2020 B V 2021 B
GENERAL FUND (100)								
COMMUNITY SERVICES AGENCY								
EXPENDITURES								
DEPARTMENT MANAGED COSTS								
PERSONNEL (ALL 51S EXCEPT WC)								
511100 - REGULAR EMPLOYEES	0	0	130,295	106,040	128,235	135,507	(7,272)	(5,212)
511115 - PERFECT ATTENDANCE	0	0	0	1,503	1,503	0	1,503	0
TOTAL COMPENSATION	0	0	130,295	107,544	129,738	135,507	(5,769)	(5,212)
512101 - GROUP INSURANCE - HEALTH	0	0	12,666	11,978	14,485	18,119	(3,634)	(5,453)
512102 - GROUP INSURANCE - LIFE	0	0	68	126	152	157	(5)	(89)
512103 - GROUP INSURANCE - DENTAL	0	0	256	358	433	460	(27)	(204)
512104 - GROUP INSURANCE-LONG TERM DIS	0	0	322	262	317	322	(5)	0
512105 - GROUP INSURANCE-SHORT TERM DIS	0	0	28	24	29	28	1	0
512106 - EMPLOYEE ASSISTANCE PROGRAM	0	0	9	8	9	9	0	0
512403 - DEFINED BENEFIT PLAN	0	0	19,544	16,095	19,463	21,681	(2,218)	(2,137)
TOTAL BENEFITS	0	0	32,893	28,849	34,887	40,776	(5,889)	(7,883)
512200 - SOCIAL SECURITY (FICA) CONT	0	0	8,078	6,433	7,779	8,401	(622)	(323)
512300 - MEDICARE	0	0	1,889	1,504	1,819	1,965	(146)	(76)
TOTAL PAYROLL TAXES	0	0	9,967	7,937	9,598	10,366	(768)	(399)
TOTAL PERSONNEL (ALL 51S EXCEPT WC)	0	0	173,155	144,330	174,223	186,649	(12,426)	(13,494)
OPERATING COSTS (52S AND 53S)								
522202 - VEHICLE MAINTENANCE	0	0	1,000	70	93	1,850	(1,757)	(850)
522320 - RENTAL OF EQUIPMENT AND VEHICL	0	0	0	32	43	0	43	0
523201 - CELL PHONE	0	0	900	538	718	980	(262)	(80)
523500 - TRAVEL	0	0	500	594	791	2,500	(1,709)	(2,000)
523600 - DUES AND FEES	0	0	100	65	87	355	(268)	(255)
523700 - EDUCATION AND TRAINING	0	0	400	400	533	965	(432)	(565)
531100 - GENERAL SUPPLIES AND MATERIALS	0	0	3,000	2,264	3,018	2,700	318	300
531270 - GASOLINE	0	0	3,000	118	158	1,500	(1,342)	1,500
531300 - FOOD	0	0	500	786	1,048	1,200	(152)	(700)
531600 - SMALL EQUIPMENT	0	0	3,000	0	0	0	0	3,000
531660 - NON ASSET COMPUTER EQUIPMENT	0	0	3,850	3,478	4,637	0	4,637	3,850
TOTAL OPERATING COSTS (52S AND 53S)	0	0	16,250	8,345	11,127	12,050	(923)	4,200

2021 DEPARTMENT BUDGET/FORECAST REPORT - GENERAL FUND (100) / ORG - 5500 - COMMUNITY SERVICES AGENCY
AS OF 7/31/2020/ (21.5 PayPeriods - 82.69% of Year Lapsed)

	YEAR OVER YEAR INFORMATION						YOY VARIANCE (100%)	
	2018 Actual	2019 Actual	2020 Budget	2020 YTD	2020 Run	2021 Commission Budget	2020 R V 2021 B	2020 B V 2021 B
TOTAL DEPARTMENT MANAGED COSTS	**0**	**0**	**189,405**	**152,675**	**185,350**	**198,699**	**(13,349)**	**(9,294)**
NON DEPARTMENT MANAGED COSTS								
ALLOCATED COSTS								
512700 - WORKER'S COMP ADMIN FEES	0	0	0	0	0	226	(226)	(226)
522110 - DISPOSAL	0	0	0	3	4	15	(11)	(15)
522130 - CUSTODIAL SERVICES	0	0	0	29	39	378	(339)	(378)
522140 - LAWN CARE	0	0	0	3	4	39	(35)	(39)
522218 - PEST CONTROL	0	0	0	0	0	3	(3)	(3)
523100 - INSURANCE, OTHER BENEFITS	0	0	0	0	0	929	(929)	(929)
531210 - WATER/SEWER	0	0	0	2	3	15	(12)	(15)
531230 - ELECTRICITY	0	0	0	41	55	191	(136)	(191)
531520 - NATURAL GAS	0	0	0	3	4	65	(61)	(65)
TOTAL ALLOCATED COSTS	**0**	**0**	**0**	**82**	**109**	**1,861**	**(1,752)**	**(1,861)**
TOTAL NON DEPARTMENT MANAGED COSTS	**0**	**0**	**0**	**82**	**109**	**1,861**	**(1,752)**	**(1,861)**
TOTAL EXPENDITURES	**0**	**0**	**189,405**	**152,756**	**185,459**	**200,560**	**(15,101)**	**(11,155)**
TOTAL FUND REDUCTIONS	**0**	**0**	**189,405**	**152,756**	**185,459**	**200,560**	**(15,101)**	**(11,155)**

NOTES

- 2020 RUN =

  Revenues = Finance Forecast

  Expenses
  - Personnel = YTD Costs/Number of Payroll Periods completed * 26 (total payroll periods in a year)
  - Debt Service, Transfers from/To, Payments to Others, Worker's Comp Admin Fees, Insurance & Other Benefits = Budget unless YTD actual is greater
  - All other expenses = (YTD Costs / # months completed -1) * 12 months

CHEROKEE COUNTY BOARD OF COMMISSIONERS
COMMUNITY SERVICES AGENCY
2021 HEADCOUNT

	2020 Budget				2021 Budget			
	FT	PT	SPT	Total	FT	PT	SPT	Total
CSAD - COMMUNITY SERVICES AGENCY DIR	1.00	0.00	0.00	1.00	1.00	0.00	0.00	1.00
Total	**1.00**	**0.00**	**0.00**	**1.00**	**1.00**	**0.00**	**0.00**	**1.00**

2021 DEPARTMENT BUDGET/FORECAST REPORT - GENERAL FUND (100) / ORG - 4540 - RECYCLABLES COLLECTION
AS OF 7/31/2020/ (21.5 PayPeriods - 82.69% of Year Lapsed)

	YEAR OVER YEAR INFORMATION						YOY VARIANCE (100%)	
	2018 Actual	2019 Actual	2020 Budget	2020 YTD	2020 Run	2021 Commission Budget	2020 R V 2021 B	2020 B V 2021 B
GENERAL FUND (100)								
RECYCLABLES COLLECTION								
EXPENDITURES								
DEPARTMENT MANAGED COSTS								
PERSONNEL (ALL 51S EXCEPT WC)								
511100 - REGULAR EMPLOYEES	70,610	74,531	76,456	68,895	83,315	117,219	(33,904)	(40,763)
511115 - PERFECT ATTENDANCE	0	0	0	882	882	0	882	0
511200 - PART TIME/TEMP EMPLOYEES	21,247	20,690	25,573	10,547	12,755	0	12,755	25,573
511300 - OVERTIME	496	148	5,150	0	0	0	0	5,150
TOTAL COMPENSATION	92,353	95,369	107,179	80,324	96,952	117,219	(20,267)	(10,040)
512101 - GROUP INSURANCE - HEALTH	13,924	18,814	18,145	18,810	22,748	37,330	(14,582)	(19,185)
512102 - GROUP INSURANCE - LIFE	90	84	91	80	97	143	(46)	(52)
512103 - GROUP INSURANCE - DENTAL	269	567	586	574	694	936	(242)	(350)
512104 - GROUP INSURANCE-LONG TERM DIS	165	178	192	173	209	296	(87)	(104)
512105 - GROUP INSURANCE-SHORT TERM DIS	52	54	57	48	58	85	(27)	(28)
512106 - EMPLOYEE ASSISTANCE PROGRAM	10	17	18	15	19	27	(8)	(9)
512403 - DEFINED BENEFIT PLAN	7,366	10,274	12,241	10,411	12,590	18,769	(6,179)	(6,528)
TOTAL BENEFITS	21,876	29,989	31,330	30,111	36,413	57,586	(21,173)	(26,256)
512200 - SOCIAL SECURITY (FICA) CONT	5,412	5,412	6,646	4,528	5,476	7,268	(1,792)	(622)
512300 - MEDICARE	1,266	1,266	1,554	1,059	1,281	1,699	(418)	(145)
TOTAL PAYROLL TAXES	6,678	6,678	8,200	5,587	6,757	8,967	(2,210)	(767)
TOTAL PERSONNEL (ALL 51S EXCEPT WC)	120,907	132,035	146,709	116,023	140,122	183,772	(43,650)	(37,063)

2021 DEPARTMENT BUDGET/FORECAST REPORT - GENERAL FUND (100) / ORG - 4540 - RECYCLABLES COLLECTION

AS OF 7/31/2020/ (21.5 PayPeriods - 82.69% of Year Lapsed)

	YEAR OVER YEAR INFORMATION						YOY VARIANCE (100%)	
	2018 Actual	2019 Actual	2020 Budget	2020 YTD	2020 Run	2021 Commission Budget	2020 R V 2021 B	2020 B V 2021 B
OPERATING COSTS (52S AND 53S)								
521214 - PROF SVCS - LEGAL	5,254	2,291	0	0	0	0	0	0
522116 - DISPOSAL-ENVIRONMENTAL	4,240	2,120	10,800	3,180	4,240	0	4,240	10,800
522119 - DISPOSAL - GLASS	12,025	14,624	15,000	13,325	17,767	15,000	2,767	0
522121 - DISPOSAL - RECYCLING PICK UP	0	0	36,000	0	0	42,000	(42,000)	(6,000)
522200 - REPAIRS AND MAINTENANCE	412	217	300	0	0	10,000	(10,000)	(9,700)
522202 - VEHICLE MAINTENANCE	5,573	7,064	7,000	3,878	5,171	7,000	(1,829)	0
523201 - CELL PHONE	855	964	1,035	1,129	1,505	1,400	105	(365)
523600 - DUES AND FEES	200	200	0	0	0	4,200	(4,200)	(4,200)
523900 - OTHER PURCHASED SERVICES	40,069	41,396	39,480	33,649	44,866	1,000	43,866	38,480
531100 - GENERAL SUPPLIES AND MATERIALS	3,963	6,358	7,026	7,354	9,805	12,560	(2,755)	(5,534)
531270 - GASOLINE	3,257	6,931	6,500	3,428	4,571	6,500	(1,929)	0
531300 - FOOD	114	12	0	0	0	500	(500)	(500)
531660 - NON ASSET COMPUTER EQUIPMENT	1,158	1,713	2,393	1,756	2,342	0	2,342	2,393
TOTAL OPERATING COSTS (52S AND 53S)	77,121	83,888	125,534	67,700	90,267	100,160	(9,893)	25,374
CAPITAL (54S)								
TOTAL DEPARTMENT MANAGED COSTS	198,027	215,924	272,243	183,723	230,389	283,932	(53,543)	(11,689)
NON DEPARTMENT MANAGED COSTS								
ALLOCATED COSTS								
512700 - WORKER'S COMP ADMIN FEES	1,304	956	889	900	900	451	449	438
512701 - WORKERS COMP CLAIMS	3,230	0	2,052	0	0	0	0	2,052
522110 - DISPOSAL	74,396	9,425	13,000	11,232	14,976	13,000	1,976	0
522218 - PEST CONTROL	225	0	300	0	0	300	(300)	0
523100 - INSURANCE, OTHER BENEFITS	1,662	1,999	2,167	2,367	2,367	3,424	(1,057)	(1,257)
523110 - INSURANCE DEDUCTIBLES	0	11,634	0	0	0	0	0	0
523200 - COMMUNICATIONS - ALLOCATED	3,023	3,347	3,600	2,893	3,857	3,600	257	0
523920 - DOCUMENT SERVICES	42	43	42	44	59	50	9	(8)
531210 - WATER/SEWER	210	529	600	165	220	600	(380)	0
531230 - ELECTRICITY	3,616	3,495	4,300	2,552	3,402	4,400	(998)	(100)
TOTAL ALLOCATED COSTS	87,708	31,428	26,950	20,152	25,781	25,825	(44)	1,125
TOTAL NON DEPARTMENT MANAGED COSTS	87,708	31,428	26,950	20,152	25,781	25,825	(44)	1,125
TOTAL EXPENDITURES	285,735	247,352	299,193	203,875	256,170	309,757	(53,587)	(10,564)

2021 DEPARTMENT BUDGET/FORECAST REPORT - GENERAL FUND (100) / ORG - 4540 - RECYCLABLES COLLECTION
AS OF 7/31/2020/ (21.5 PayPeriods - 82.69% of Year Lapsed)

	YEAR OVER YEAR INFORMATION						YOY VARIANCE (100%)	
	2018 Actual	2019 Actual	2020 Budget	2020 YTD	2020 Run	2021 Commission Budget	2020 R V 2021 B	2020 B V 2021 B
TOTAL FUND REDUCTIONS	285,735	247,352	299,193	203,875	256,170	309,757	(53,587)	(10,564)

NOTES

- 2020 RUN =

Revenues = Finance Forecast

Expenses

- Personnel = YTD Costs/Number of Payroll Periods completed * 26 (total payroll periods in a year)
- Debt Service, Transfers from/To, Payments to Others, Worker's Comp Admin Fees, Insurance & Other Benefits = Budget unless YTD actual is greater
- All other expenses = (YTD Costs / # months completed -1) * 12 months

CHEROKEE COUNTY BOARD OF COMMISSIONERS
RECYCLING CENTER
2021 HEADCOUNT

	2018 Budget				2019 Budget				2020 Budget				2021 Budget			
	FT	PT	SPT	Total	FT	PT	SPT	Total	FT	PT	SPT	Total	FT	PT	SPT	Total
ADMA - ADMINISTRATIVE ASSISTANT	0.10	0.00	0.00	0.10	0.00	0.00	0.00	0.00	0.00	0.00	0.00	0.00	0.00	0.00	0.00	0.00
PTRE - PT RECYCLING	0.00	3.00	0.00	3.00	0.00	3.00	0.00	3.00	0.00	3.00	0.00	3.00	0.00	2.00	0.00	2.00
RECS - RECYCLING CENTER SUPERVISOR	1.00	0.00	0.00	1.00	1.00	0.00	0.00	1.00	1.00	0.00	0.00	1.00	1.00	0.00	0.00	1.00
REOP - RECYCLING OPERATOR	1.00	0.00	0.00	1.00	1.00	0.00	0.00	1.00	1.00	0.00	0.00	1.00	2.00	0.00	0.00	2.00
Total	**2.10**	**3.00**	**0.00**	**5.10**	**2.00**	**3.00**	**0.00**	**5.00**	**2.00**	**3.00**	**0.00**	**5.00**	**3.00**	**2.00**	**0.00**	**5.00**

2021 DEPARTMENT BUDGET/FORECAST REPORT - GENERAL FUND (100) / ORG - 4100 - PUBLIC WORKS
AS OF 7/31/2020/ (21.5 PayPeriods - 82.69% of Year Lapsed)

	YEAR OVER YEAR INFORMATION						YOY VARIANCE (100%)	
	2018 Actual	2019 Actual	2020 Budget	2020 YTD	2020 Run	2021 Commission Budget	2020 R V 2021 B	2020 B V 2021 B
GENERAL FUND (100)								
PUBLIC WORKS								
EXPENDITURES								
DEPARTMENT MANAGED COSTS								
PERSONNEL (ALL 51S EXCEPT WC)								
511100 - REGULAR EMPLOYEES	1,767,403	1,705,620	1,708,643	1,490,202	1,802,104	1,765,319	36,785	(56,676)
511115 - PERFECT ATTENDANCE	11,544	10,050	0	12,017	12,017	0	12,017	0
511116 - SHORT TERM DISABILITY PAY	2,772	2,220	0	0	0	0	0	0
511121 - PAID LEAVE	0	0	0	40,920	49,484	0	49,484	0
511200 - PART TIME/TEMP EMPLOYEES	61,100	60,176	113,300	46,093	55,741	114,400	(58,659)	(1,100)
511300 - OVERTIME	10,867	1,118	39,824	2,909	3,518	41,417	(37,899)	(1,593)
TOTAL COMPENSATION	1,853,686	1,779,184	1,861,767	1,592,140	1,922,864	1,921,136	1,728	(59,369)
512101 - GROUP INSURANCE - HEALTH	231,943	266,068	256,182	263,659	318,844	373,985	(55,141)	(117,803)
512102 - GROUP INSURANCE - LIFE	1,132	1,939	2,014	1,599	1,934	1,807	127	207
512103 - GROUP INSURANCE - DENTAL	6,880	7,827	7,924	8,349	10,096	10,853	(757)	(2,929)
512104 - GROUP INSURANCE-LONG TERM DIS	4,342	4,404	4,427	4,051	4,899	4,209	690	218
512105 - GROUP INSURANCE-SHORT TERM DIS	1,820	1,386	1,160	1,863	2,253	1,048	1,205	112
512106 - EMPLOYEE ASSISTANCE PROGRAM	193	338	360	275	333	333	0	27
512403 - DEFINED BENEFIT PLAN	177,693	236,225	262,270	221,477	267,832	289,077	(21,245)	(26,807)
TOTAL BENEFITS	424,002	518,186	534,337	501,273	606,191	681,312	(75,121)	(146,975)
512200 - SOCIAL SECURITY (FICA) CONT	108,856	104,111	115,431	91,901	111,137	119,110	(7,973)	(3,679)
512300 - MEDICARE	25,458	24,349	26,995	21,493	25,992	27,856	(1,864)	(861)
TOTAL PAYROLL TAXES	134,313	128,460	142,426	113,394	137,128	146,966	(9,838)	(4,540)
TOTAL PERSONNEL (ALL 51S EXCEPT WC)	2,412,001	2,425,830	2,538,530	2,206,808	2,666,183	2,749,414	(83,231)	(210,884)

2021 DEPARTMENT BUDGET/FORECAST REPORT - GENERAL FUND (100) / ORG - 4100 - PUBLIC WORKS
AS OF 7/31/2020/ (21.5 PayPeriods - 82.69% of Year Lapsed)

	YEAR OVER YEAR INFORMATION						YOY VARIANCE (100%)	
	2018 Actual	2019 Actual	2020 Budget	2020 YTD	2020 Run	2021 Commission Budget	2020 R V 2021 B	2020 B V 2021 B
OPERATING COSTS (52S AND 53S)								
521200 - PROFESSIONAL SERVICES	45,165	41,330	70,000	46,274	61,699	70,000	(8,301)	0
521230 - PROF SVCS/TREE REMOVAL	15,030	15,813	24,700	24,463	32,617	37,000	(4,383)	(12,300)
521250 - PROF SVCS/CURB-GUTTER;CONCRETE	0	0	2,000	0	0	2,000	(2,000)	0
521300 - TECHNICAL	0	0	1,000	0	0	1,000	(1,000)	0
522115 - DISPOSAL-ROAD DEBRIS	2,531	1,743	38,088	260	346	38,088	(37,742)	0
522200 - REPAIRS AND MAINTENANCE	14,337	523	1,500	1,402	1,869	1,500	369	0
522202 - VEHICLE MAINTENANCE	446,083	510,890	550,000	378,447	504,597	580,000	(75,403)	(30,000)
522320 - RENTAL OF EQUIPMENT AND VEHICL	1,346	943	3,000	1,419	1,891	3,000	(1,109)	0
523201 - CELL PHONE	12,892	12,771	18,667	11,491	15,321	18,667	(3,346)	0
523500 - TRAVEL	0	104	0	0	0	0	0	0
523600 - DUES AND FEES	2,150	2,200	2,650	1,432	1,909	2,650	(741)	0
523700 - EDUCATION AND TRAINING	2,585	1,073	2,975	753	1,003	2,975	(1,972)	0
531100 - GENERAL SUPPLIES AND MATERIALS	66,436	72,611	61,068	52,471	69,962	61,068	8,894	0
531110 - GEN SUPPLIES/ASPHALT, MIX;LIQU	48,954	50,353	55,000	11,161	14,881	55,000	(40,119)	0
531115 - GEN SUPPLIES/CONCRETE	12,704	16,045	20,000	11,083	14,778	20,000	(5,222)	0
531120 - GEN SUPPLIES/EROSION CONT/GRAS	2,019	5,270	6,533	3,816	5,088	6,533	(1,445)	0
531130 - GEN SUPPLIES/OPERATIONAL SUPPL	280	0	0	0	0	0	0	0
531135 - GEN SUPPLIES/PIPE, DRAINAGE	8,365	32,382	25,000	16,280	21,707	25,000	(3,293)	0
531140 - GEN SUPPLIES/SIGNS	29,107	23,782	25,000	17,428	23,237	25,000	(1,763)	0
531145 - GEN SUPPLIES/STONE	95,283	81,913	100,000	96,018	128,024	100,000	28,024	0
531270 - GASOLINE	72,059	68,548	170,000	45,094	60,126	170,000	(109,874)	0
531600 - SMALL EQUIPMENT	4,706	2,358	8,000	3,712	4,949	8,000	(3,051)	0
531660 - NON ASSET COMPUTER EQUIPMENT	6,027	7,094	9,960	0	0	6,287	(6,287)	3,673
531700 - OTHER SUPPLIES	26,747	587	0	0	0	0	0	0
531712 - UNIFORMS	0	28,435	27,386	19,192	25,589	27,386	(1,797)	0
TOTAL OPERATING COSTS (52S AND 53S)	914,805	976,768	1,222,527	742,194	989,592	1,261,154	(271,562)	(38,627)
CAPITAL (54S)								
542100 - MACHINERY	139,170	0	50,400	32,390	43,187	0	43,187	50,400
542200 - VEHICLES	19,170	50,540	0	0	0	0	0	0
543000 - PROFESSIONAL SERVICE ASSETS	0	0	0	(5,013)	(6,684)	0	(6,684)	0
TOTAL CAPITAL (54S)	158,340	50,540	50,400	27,377	36,502	0	36,502	50,400
UNCLASSIFIED								
TOTAL DEPARTMENT MANAGED COSTS	3,485,146	3,453,138	3,811,457	2,976,379	3,692,278	4,010,568	(318,290)	(199,111)
NON DEPARTMENT MANAGED COSTS								

2021 DEPARTMENT BUDGET/FORECAST REPORT - GENERAL FUND (100) / ORG - 4100 - PUBLIC WORKS
AS OF 7/31/2020/ (21.5 PayPeriods - 82.69% of Year Lapsed)

	YEAR OVER YEAR INFORMATION						YOY VARIANCE (100%)	
	2018 Actual	2019 Actual	2020 Budget	2020 YTD	2020 Run	2021 Commission Budget	2020 R V 2021 B	2020 B V 2021 B
ALLOCATED COSTS								
512700 - WORKER'S COMP ADMIN FEES	10,155	9,224	8,836	9,721	9,721	8,782	939	54
512701 - WORKERS COMP CLAIMS	35,048	52,328	60,805	40,762	54,350	77,027	(22,677)	(16,222)
522110 - DISPOSAL	1,452	1,584	1,600	2,215	2,953	1,750	1,203	(150)
522130 - CUSTODIAL SERVICES	11,772	5,676	5,999	5,904	7,872	10,196	(2,324)	(4,197)
522140 - LAWN CARE	0	0	0	30	40	390	(350)	(390)
522203 - VEHICLE REPAIRS- INSURANCE CLM	0	325	0	160	213	0	213	0
522218 - PEST CONTROL	275	300	300	228	303	330	(27)	(30)
523100 - INSURANCE, OTHER BENEFITS	21,107	19,799	19,379	21,713	21,713	27,498	(5,785)	(8,119)
523200 - COMMUNICATIONS - ALLOCATED	4,255	4,198	4,380	3,536	4,715	4,380	335	0
523920 - DOCUMENT SERVICES	1,768	1,805	1,768	1,453	1,938	1,842	96	(74)
531210 - WATER/SEWER	996	1,008	2,400	991	1,321	2,550	(1,229)	(150)
531230 - ELECTRICITY	10,202	10,666	12,367	9,780	13,040	14,573	(1,533)	(2,206)
531520 - NATURAL GAS	1,293	1,650	2,267	1,151	1,535	2,917	(1,382)	(650)
TOTAL ALLOCATED COSTS	98,321	108,563	120,101	97,645	119,715	152,235	(32,520)	(32,134)
TOTAL NON DEPARTMENT MANAGED COSTS	98,321	108,563	120,101	97,645	119,715	152,235	(32,520)	(32,134)
TOTAL EXPENDITURES	3,583,468	3,561,701	3,931,558	3,074,024	3,811,993	4,162,803	(350,810)	(231,245)
INTERFUND TRANSFERS								
TRANSFERS FROM/TO								
TOTAL FUND REDUCTIONS	3,583,468	3,561,701	3,931,558	3,074,024	3,811,993	4,162,803	(350,810)	(231,245)

NOTES

- 2020 RUN =

Revenues = Finance Forecast

Expenses

- Personnel = YTD Costs/Number of Payroll Periods completed * 26 (total payroll periods in a year)
- Debt Service, Transfers from/To, Payments to Others, Worker's Comp Admin Fees, Insurance & Other Benefits = Budget unless YTD actual is greater
- All other expenses = (YTD Costs / # months completed -1) * 12 months

CHEROKEE COUNTY BOARD OF COMMISSIONERS
ROADS & BRIDGES
2021 HEADCOUNT

	2018 Budget				2019 Budget				2020 Budget				2021 Budget			
	FT	PT	SPT	Total	FT	PT	SPT	Total	FT	PT	SPT	Total	FT	PT	SPT	Total
ADMA - ADMINISTRATIVE ASSISTANT	1.00	0.00	0.00	1.00	1.00	0.00	0.00	1.00	1.00	0.00	0.00	1.00	1.00	0.00	0.00	1.00
DRRB - DIRECTOR ROADS & BRIDGES	1.00	0.00	0.00	1.00	1.00	0.00	0.00	1.00	1.00	0.00	0.00	1.00	1.00	0.00	0.00	1.00
EO01 - EQUIPMENT OPERATOR I	3.00	0.00	0.00	3.00	2.00	0.00	0.00	2.00	2.00	0.00	0.00	2.00	2.00	0.00	0.00	2.00
EO02 - EQUIPMENT OPERATOR II	2.00	0.00	0.00	2.00	4.00	0.00	0.00	4.00	4.00	0.00	0.00	4.00	4.00	0.00	0.00	4.00
HVOP - HEAVY EQUIPMENT OPERATOR	3.00	0.00	0.00	3.00	0.00	0.00	0.00	0.00	0.00	0.00	0.00	0.00	0.00	0.00	0.00	0.00
LB - LABORER	0.00	0.00	0.00	0.00	13.00	0.00	0.00	13.00	15.00	0.00	0.00	15.00	15.00	0.00	0.00	15.00
LBO1 - LABORER I	6.00	0.00	0.00	6.00	4.00	0.00	0.00	4.00	2.00	0.00	0.00	2.00	2.00	0.00	0.00	2.00
LBO2 - LABORER II	9.00	0.00	0.00	9.00	0.00	0.00	0.00	0.00	0.00	0.00	0.00	0.00	0.00	0.00	0.00	0.00
LDO2 - LEAD OPERATOR 2	1.00	0.00	0.00	1.00	3.00	0.00	0.00	3.00	3.00	0.00	0.00	3.00	4.00	0.00	0.00	4.00
LDOP - LEAD OPERATOR	0.00	0.00	0.00	0.00	1.00	0.00	0.00	1.00	1.00	0.00	0.00	1.00	1.00	0.00	0.00	1.00
MGRB - MANAGER - ROADS & BRIDGES	2.00	0.00	0.00	2.00	1.00	0.00	0.00	1.00	1.00	0.00	0.00	1.00	1.00	0.00	0.00	1.00
OMRB - OPERATIONS MGR R&B	0.00	0.00	0.00	0.00	1.00	0.00	0.00	1.00	1.00	0.00	0.00	1.00	1.00	0.00	0.00	1.00
SMTH - SIGN AND MARKING TECHINICIAN	1.00	0.00	0.00	1.00	1.00	0.00	0.00	1.00	1.00	0.00	0.00	1.00	1.00	0.00	0.00	1.00
STRB - SEASONAL ROADS BRIDGES	0.00	0.00	10.00	10.00	0.00	0.00	10.00	10.00	0.00	0.00	10.00	10.00	0.00	0.00	10.00	10.00
SURB - SUPERVISOR/ROADS & BRIDGES	3.00	0.00	0.00	3.00	3.00	0.00	0.00	3.00	3.00	0.00	0.00	3.00	3.00	0.00	0.00	3.00
TR01 - TRUCK DRIVER I	1.00	0.00	0.00	1.00	1.00	0.00	0.00	1.00	1.00	0.00	0.00	1.00	1.00	0.00	0.00	1.00
TR02 - TRUCK DRIVER II	5.00	0.00	0.00	5.00	5.00	0.00	0.00	5.00	5.00	0.00	0.00	5.00	5.00	0.00	0.00	5.00
Total	**38.00**	**0.00**	**10.00**	**48.00**	**41.00**	**0.00**	**10.00**	**51.00**	**41.00**	**0.00**	**10.00**	**51.00**	**42.00**	**0.00**	**10.00**	**52.00**

2021 DEPARTMENT BUDGET/FORECAST REPORT - GENERAL FUND (100) / ORG - 4252 - STORMWATER MGT ENGINEERING
AS OF 7/31/2020/ (21.5 PayPeriods - 82.69% of Year Lapsed)

	YEAR OVER YEAR INFORMATION						YOY VARIANCE (100%)	
	2018 Actual	2019 Actual	2020 Budget	2020 YTD	2020 Run	2021 Commission Budget	2020 R V 2021 B	2020 B V 2021 B
GENERAL FUND (100)								
STORMWATER MGT ENGINEERING								
EXPENDITURES								
DEPARTMENT MANAGED COSTS								
PERSONNEL (ALL 51S EXCEPT WC)								
511100 - REGULAR EMPLOYEES	222,437	242,061	268,561	227,753	275,423	280,268	(4,845)	(11,707)
511104 - SALARY CONTINGENCY	0	0	0	0	0	5,122	(5,122)	(5,122)
511115 - PERFECT ATTENDANCE	897	687	0	707	707	0	707	0
TOTAL COMPENSATION	223,334	242,747	268,561	228,461	276,130	285,390	(9,260)	(16,829)
512101 - GROUP INSURANCE - HEALTH	43,378	55,310	49,406	45,241	54,710	67,985	(13,275)	(18,579)
512102 - GROUP INSURANCE - LIFE	305	278	277	269	326	330	(4)	(53)
512103 - GROUP INSURANCE - DENTAL	1,162	1,397	1,324	1,252	1,514	1,597	(83)	(273)
512104 - GROUP INSURANCE-LONG TERM DIS	571	615	613	595	719	729	(10)	(116)
512105 - GROUP INSURANCE-SHORT TERM DIS	123	111	106	112	136	135	1	(29)
512106 - EMPLOYEE ASSISTANCE PROGRAM	21	35	36	36	43	45	(2)	(9)
512403 - DEFINED BENEFIT PLAN	23,133	33,289	40,284	34,082	41,216	45,662	(4,446)	(5,378)
TOTAL BENEFITS	68,693	91,036	92,046	81,587	98,663	116,483	(17,820)	(24,437)
512200 - SOCIAL SECURITY (FICA) CONT	12,587	13,908	16,651	13,015	15,739	17,860	(2,121)	(1,209)
512300 - MEDICARE	2,944	3,253	3,894	3,044	3,681	4,177	(496)	(283)
TOTAL PAYROLL TAXES	15,531	17,161	20,545	16,059	19,420	22,037	(2,617)	(1,492)
TOTAL PERSONNEL (ALL 51S EXCEPT WC)	307,558	350,945	381,152	326,106	394,213	423,910	(29,697)	(42,758)

2021 DEPARTMENT BUDGET/FORECAST REPORT - GENERAL FUND (100) / ORG - 4252 - STORMWATER MGT ENGINEERING
AS OF 7/31/2020/ (21.5 PayPeriods - 82.69% of Year Lapsed)

	YEAR OVER YEAR INFORMATION						YOY VARIANCE (100%)	
	2018 Actual	2019 Actual	2020 Budget	2020 YTD	2020 Run	2021 Commission Budget	2020 R V 2021 B	2020 B V 2021 B
OPERATING COSTS (52S AND 53S)								
521200 - PROFESSIONAL SERVICES	0	0	1,440	0	0	1,440	(1,440)	0
522202 - VEHICLE MAINTENANCE	2,388	2,250	3,750	3,545	4,726	3,750	976	0
522320 - RENTAL OF EQUIPMENT AND VEHICL	0	0	550	0	0	550	(550)	0
523201 - CELL PHONE	2,621	2,457	3,600	2,719	3,625	3,600	25	0
523250 - POSTAGE	426	653	150	248	331	150	181	0
523400 - PRINTING AND BINDING	235	117	200	70	93	200	(107)	0
523500 - TRAVEL	30	18	50	397	529	655	(126)	(605)
523600 - DUES AND FEES	22,764	27,061	27,973	29,087	38,783	27,973	10,810	0
523700 - EDUCATION AND TRAINING	1,564	1,007	3,254	0	0	4,949	(4,949)	(1,695)
523800 - LICENSES	0	0	670	0	0	670	(670)	0
531100 - GENERAL SUPPLIES AND MATERIALS	269	442	750	276	368	750	(382)	0
531270 - GASOLINE	5,448	5,446	6,000	3,668	4,891	6,000	(1,109)	0
531300 - FOOD	200	238	1,000	238	317	1,000	(683)	0
531660 - NON ASSET COMPUTER EQUIPMENT	5,765	4,922	0	0	0	9,387	(9,387)	(9,387)
531700 - OTHER SUPPLIES	334	1,138	2,561	871	1,162	500	662	2,061
TOTAL OPERATING COSTS (52S AND 53S)	42,043	45,748	51,948	41,119	54,825	61,574	(6,749)	(9,626)
CAPITAL (54S)								
542200 - VEHICLES	0	84,591	0	0	0	0	0	0
TOTAL CAPITAL (54S)	0	84,591	0	0	0	0	0	0
NON-OPERATIONAL COSTS								
572000 - PAYMENTS TO OTHER AGENCIES	0	0	10,000	12,500	12,500	10,000	2,500	0
TOTAL NON-OPERATIONAL COSTS	0	0	10,000	12,500	12,500	10,000	2,500	0
DEBT SERVICE								
581200 - CAPITAL LEASE PRINCIPAL	9,511	16,970	14,611	20,401	20,401	25,047	(4,646)	(10,436)
582200 - CAPITAL LEASE INTEREST	1,421	4,562	3,121	5,446	5,446	5,059	387	(1,938)
TOTAL DEBT SERVICE	10,931	21,532	17,732	25,847	25,847	30,106	(4,259)	(12,374)
UNCLASSIFIED								
TOTAL DEPARTMENT MANAGED COSTS	360,532	502,816	460,832	405,572	487,385	525,590	(38,205)	(64,758)
NON DEPARTMENT MANAGED COSTS								

2021 DEPARTMENT BUDGET/FORECAST REPORT - GENERAL FUND (100) / ORG - 4252 - STORMWATER MGT ENGINEERING
AS OF 7/31/2020/ (21.5 PayPeriods - 82.69% of Year Lapsed)

	YEAR OVER YEAR INFORMATION						YOY VARIANCE (100%)	
	2018 Actual	2019 Actual	2020 Budget	2020 YTD	2020 Run	2021 Commission Budget	2020 R V 2021 B	2020 B V 2021 B
ALLOCATED COSTS								
512700 - WORKER'S COMP ADMIN FEES	1,023	980	889	900	900	1,074	(174)	(185)
512701 - WORKERS COMP CLAIMS	0	594	0	0	0	377	(377)	(377)
522110 - DISPOSAL	35	38	42	32	42	42	0	0
522130 - CUSTODIAL SERVICES	1,476	1,656	1,758	1,465	1,953	1,881	72	(123)
522140 - LAWN CARE	292	300	300	269	359	300	59	0
522218 - PEST CONTROL	9	8	9	6	8	9	(1)	0
523100 - INSURANCE, OTHER BENEFITS	2,916	2,569	2,826	3,140	3,140	4,574	(1,434)	(1,748)
523200 - COMMUNICATIONS - ALLOCATED	3,066	2,738	3,060	2,365	3,153	3,060	93	0
523920 - DOCUMENT SERVICES	83	86	83	88	117	89	28	(6)
531210 - WATER/SEWER	112	95	162	161	215	324	(109)	(162)
531230 - ELECTRICITY	1,849	2,418	2,340	2,072	2,762	2,484	278	(144)
TOTAL ALLOCATED COSTS	10,861	11,482	11,469	10,498	12,651	14,214	(1,563)	(2,745)
TOTAL NON DEPARTMENT MANAGED COSTS	10,861	11,482	11,469	10,498	12,651	14,214	(1,563)	(2,745)
TOTAL EXPENDITURES	371,393	514,297	472,301	416,070	500,036	539,804	(39,768)	(67,503)
INTERFUND TRANSFERS								
TRANSFERS FROM/TO								
TOTAL FUND REDUCTIONS	371,393	514,297	472,301	416,070	500,036	539,804	(39,768)	(67,503)

NOTES

- 2020 RUN =

  Revenues = Finance Forecast

  Expenses
  - Personnel = YTD Costs/Number of Payroll Periods completed * 26 (total payroll periods in a year)
  - Debt Service, Transfers from/To, Payments to Others, Worker's Comp Admin Fees, Insurance & Other Benefits = Budget unless YTD actual is greater
  - All other expenses = (YTD Costs / # months completed -1) * 12 months

CHEROKEE COUNTY BOARD OF COMMISSIONERS
STORMWATER ENGINEERING
2021 HEADCOUNT

	2018 Budget				2019 Budget				2020 Budget				2021 Budget			
	FT	PT	SPT	Total	FT	PT	SPT	Total	FT	PT	SPT	Total	FT	PT	SPT	Total
SWCO - STORMWATER COORDINATOR	2.00	0.00	0.00	2.00	2.00	0.00	0.00	2.00	1.00	0.00	0.00	1.00	1.00	0.00	0.00	1.00
SWIN - STORMWATER INSP	2.00	0.00	0.00	2.00	3.00	0.00	0.00	3.00	3.00	0.00	0.00	3.00	3.00	0.00	0.00	3.00
SWMG - STORM WATER MANAGER	0.00	0.00	0.00	0.00	0.00	0.00	0.00	0.00	0.76	0.00	0.00	0.76	0.76	0.00	0.00	0.76
Total	**4.00**	**0.00**	**0.00**	**4.00**	**5.00**	**0.00**	**0.00**	**5.00**	**4.76**	**0.00**	**0.00**	**4.76**	**4.76**	**0.00**	**0.00**	**4.76**

2021 DEPARTMENT BUDGET/FORECAST REPORT - GENERAL FUND (100) / ORG - 4271 - ENGINEERING
AS OF 7/31/2020/ (21.5 PayPeriods - 82.69% of Year Lapsed)

	YEAR OVER YEAR INFORMATION						YOY VARIANCE (100%)	
	2018 Actual	2019 Actual	2020 Budget	2020 YTD	2020 Run	2021 Commission Budget	2020 R V 2021 B	2020 B V 2021 B
GENERAL FUND (100)								
ENGINEERING								
EXPENDITURES								
DEPARTMENT MANAGED COSTS								
PERSONNEL (ALL 51S EXCEPT WC)								
511100 - REGULAR EMPLOYEES	527,979	610,379	657,678	506,387	612,375	671,020	(58,645)	(13,342)
511115 - PERFECT ATTENDANCE	2,960	4,228	0	3,775	3,775	0	3,775	0
TOTAL COMPENSATION	530,939	614,607	657,678	510,162	616,150	671,020	(54,870)	(13,342)
512101 - GROUP INSURANCE - HEALTH	93,003	108,980	111,138	96,789	117,047	157,390	(40,343)	(46,252)
512102 - GROUP INSURANCE - LIFE	717	710	806	585	707	742	(35)	64
512103 - GROUP INSURANCE - DENTAL	2,673	2,854	3,053	2,472	2,989	3,570	(581)	(517)
512104 - GROUP INSURANCE-LONG TERM DIS	1,314	1,541	1,597	1,263	1,527	1,603	(76)	(6)
512105 - GROUP INSURANCE-SHORT TERM DIS	279	286	442	232	281	290	(9)	152
512106 - EMPLOYEE ASSISTANCE PROGRAM	52	91	108	74	89	99	(10)	9
512403 - DEFINED BENEFIT PLAN	55,101	84,331	98,651	75,853	91,729	107,363	(15,634)	(8,712)
TOTAL BENEFITS	153,140	198,792	215,795	177,268	214,371	271,057	(56,686)	(55,262)
512200 - SOCIAL SECURITY (FICA) CONT	30,688	35,412	40,776	29,393	35,546	41,603	(6,057)	(827)
512300 - MEDICARE	7,177	8,283	9,537	6,915	8,362	9,730	(1,368)	(193)
TOTAL PAYROLL TAXES	37,865	43,695	50,313	36,308	43,907	51,333	(7,426)	(1,020)
TOTAL PERSONNEL (ALL 51S EXCEPT WC)	721,943	857,095	923,786	723,738	874,428	993,410	(118,982)	(69,624)

2021 DEPARTMENT BUDGET/FORECAST REPORT - GENERAL FUND (100) / ORG - 4271 - ENGINEERING
AS OF 7/31/2020/ (21.5 PayPeriods - 82.69% of Year Lapsed)

	YEAR OVER YEAR INFORMATION						YOY VARIANCE (100%)	
	2018 Actual	2019 Actual	2020 Budget	2020 YTD	2020 Run	2021 Commission Budget	2020 R V 2021 B	2020 B V 2021 B
OPERATING COSTS (52S AND 53S)								
521200 - PROFESSIONAL SERVICES	189	105	770	70	93	770	(677)	0
521300 - TECHNICAL	11,159	22,614	40,000	8,914	11,885	40,000	(28,115)	0
522202 - VEHICLE MAINTENANCE	9,762	10,212	11,000	8,453	11,270	11,000	270	0
522320 - RENTAL OF EQUIPMENT AND VEHICL	1,117	1,647	1,100	1,284	1,712	1,100	612	0
523201 - CELL PHONE	4,507	4,667	6,600	9,263	12,351	6,600	5,751	0
523250 - POSTAGE	706	807	765	576	768	765	3	0
523300 - ADVERTISING	0	360	150	40	53	150	(97)	0
523400 - PRINTING AND BINDING	262	265	270	80	107	270	(163)	0
523500 - TRAVEL	105	165	240	282	376	240	136	0
523600 - DUES AND FEES	1,280	503	1,720	859	1,145	1,720	(575)	0
523700 - EDUCATION AND TRAINING	1,685	2,009	2,000	982	1,310	2,160	(850)	(160)
523800 - LICENSES	0	50	350	0	0	350	(350)	0
531100 - GENERAL SUPPLIES AND MATERIALS	2,711	2,369	1,000	1,271	1,694	1,000	694	0
531231 - SIGNAL LIGHT ELECTRICITY	48,857	52,517	60,000	40,448	53,930	60,000	(6,070)	0
531232 - STREET LIGHT ELECTRICITY	79,013	82,881	90,000	69,677	92,903	90,000	2,903	0
531270 - GASOLINE	22,394	22,491	20,000	13,724	18,299	20,000	(1,701)	0
531300 - FOOD	2,384	1,610	1,000	896	1,195	1,000	195	0
531660 - NON ASSET COMPUTER EQUIPMENT	2,011	3,278	29,891	19,219	25,625	18,112	7,513	11,779
531700 - OTHER SUPPLIES	1,473	1,820	300	4,082	5,442	300	5,142	0
TOTAL OPERATING COSTS (52S AND 53S)	189,615	210,371	267,156	180,120	240,160	255,537	(15,377)	11,619
CAPITAL (54S)								
542200 - VEHICLES	133,229	0	0	0	0	0	0	0
TOTAL CAPITAL (54S)	133,229	0	0	0	0	0	0	0
DEBT SERVICE								
581200 - CAPITAL LEASE PRINCIPAL	34,361	42,849	50,168	36,403	50,168	42,248	7,920	7,920
582200 - CAPITAL LEASE INTEREST	6,493	8,539	9,921	6,420	9,921	6,315	3,606	3,606
TOTAL DEBT SERVICE	40,854	51,388	60,089	42,823	60,089	48,563	11,526	11,526
UNCLASSIFIED								
TOTAL DEPARTMENT MANAGED COSTS	1,085,642	1,118,853	1,251,031	946,682	1,174,678	1,297,510	(122,832)	(46,479)
NON DEPARTMENT MANAGED COSTS								

2021 DEPARTMENT BUDGET/FORECAST REPORT - GENERAL FUND (100) / ORG - 4271 - ENGINEERING
AS OF 7/31/2020/ (21.5 PayPeriods - 82.69% of Year Lapsed)

	YEAR OVER YEAR INFORMATION						YOY VARIANCE (100%)	
	2018 Actual	2019 Actual	2020 Budget	2020 YTD	2020 Run	2021 Commission Budget	2020 R V 2021 B	2020 B V 2021 B
ALLOCATED COSTS								
512700 - WORKER'S COMP ADMIN FEES	2,276	2,059	2,427	2,458	2,458	2,189	269	238
522110 - DISPOSAL	82	113	126	95	126	126	0	0
522130 - CUSTODIAL SERVICES	4,428	4,992	5,275	4,396	5,861	5,644	217	(369)
522140 - LAWN CARE	880	901	901	808	1,077	901	176	0
522218 - PEST CONTROL	26	24	25	17	23	25	(2)	0
523100 - INSURANCE, OTHER BENEFITS	6,261	6,764	9,934	10,778	10,778	9,298	1,480	636
523200 - COMMUNICATIONS - ALLOCATED	12,607	11,535	12,060	9,953	13,271	12,060	1,211	0
523920 - DOCUMENT SERVICES	813	821	813	286	382	829	(447)	(16)
531210 - WATER/SEWER	334	284	486	484	645	972	(327)	(486)
531230 - ELECTRICITY	5,613	7,255	7,020	6,216	8,287	7,452	835	(432)
TOTAL ALLOCATED COSTS	33,321	34,749	39,067	35,490	42,908	39,496	3,412	(429)
TOTAL NON DEPARTMENT MANAGED COSTS	33,321	34,749	39,067	35,490	42,908	39,496	3,412	(429)
TOTAL EXPENDITURES	1,118,963	1,153,602	1,290,098	982,172	1,217,586	1,337,006	(119,420)	(46,908)
INTERFUND TRANSFERS								
TRANSFERS FROM/TO								
TOTAL FUND REDUCTIONS	1,118,963	1,153,602	1,290,098	982,172	1,217,586	1,337,006	(119,420)	(46,908)

NOTES

- 2020 RUN =

  Revenues = Finance Forecast

  Expenses
  - Personnel = YTD Costs/Number of Payroll Periods completed * 26 (total payroll periods in a year)
  - Debt Service, Transfers from/To, Payments to Others, Worker's Comp Admin Fees, Insurance & Other Benefits = Budget unless YTD actual is greater
  - All other expenses = (YTD Costs / # months completed -1) * 12 months

CHEROKEE COUNTY BOARD OF COMMISSIONERS
ENGINEERING
2021 HEADCOUNT

	2018 Budget				2019 Budget				2020 Budget				2021 Budget			
	FT	PT	SPT	Total	FT	PT	SPT	Total	FT	PT	SPT	Total	FT	PT	SPT	Total
ACOE - ASST COUNTY ENGINEER	1.00	0.00	0.00	1.00	1.00	0.00	0.00	1.00	1.00	0.00	0.00	1.00	1.00	0.00	0.00	1.00
ADMA - ADMINISTRATIVE ASSISTANT	0.65	0.00	0.00	0.65	1.00	0.00	0.00	1.00	0.75	0.00	0.00	0.75	0.75	0.00	0.00	0.75
ARBO - ARBORIST	1.00	0.00	0.00	1.00	1.00	0.00	0.00	1.00	1.00	0.00	0.00	1.00	1.00	0.00	0.00	1.00
CDAD - COMMUNITY DEV AGENCY DIR	0.00	0.00	0.00	0.00	1.00	0.00	0.00	1.00	0.50	0.00	0.00	0.50	0.50	0.00	0.00	0.50
DVIM - DEVELOPMENT INSPECTION MANAGER	3.00	0.00	0.00	3.00	1.00	0.00	0.00	1.00	1.00	0.00	0.00	1.00	1.00	0.00	0.00	1.00
DVIN - DEVELOPMENT INSPECTOR	2.00	0.00	0.00	2.00	4.00	0.00	0.00	4.00	4.00	0.00	0.00	4.00	4.00	0.00	0.00	4.00
ENAT - ENGINEERING ASSISTANT	1.00	0.00	0.00	1.00	1.00	0.00	0.00	1.00	2.00	0.00	0.00	2.00	2.00	0.00	0.00	2.00
PCET - PRECONST ENG TRANSPORTATION	1.00	0.00	0.00	1.00	1.00	0.00	0.00	1.00	1.00	0.00	0.00	1.00	1.00	0.00	0.00	1.00
PTDI - PT DEVELOPMENT INSPECTOR	0.00	1.00	0.00	1.00	0.00	0.00	0.00	0.00	0.00	0.00	0.00	0.00	0.00	0.00	0.00	0.00
PWAD - PUBLIC WORKS AGENCY DIR	0.35	0.00	0.00	0.35	0.00	0.00	0.00	0.00	0.00	0.00	0.00	0.00	0.00	0.00	0.00	0.00
Total	**10.00**	**1.00**	**0.00**	**11.00**	**11.00**	**0.00**	**0.00**	**11.00**	**11.25**	**0.00**	**0.00**	**11.25**	**11.25**	**0.00**	**0.00**	**11.25**

2021 DEPARTMENT BUDGET/FORECAST REPORT - GENERAL FUND (100) / ORG - 4560 - LANDFILL CLOSURE/POSTCLOSURE
AS OF 7/31/2020/ (21.5 PayPeriods - 82.69% of Year Lapsed)

	YEAR OVER YEAR INFORMATION						YOY VARIANCE (100%)	
	2018 Actual	2019 Actual	2020 Budget	2020 YTD	2020 Run	2021 Commission Budget	2020 R V 2021 B	2020 B V 2021 B
GENERAL FUND (100)								
LANDFILL CLOSURE/POSTCLOSURE								
EXPENDITURES								
DEPARTMENT MANAGED COSTS								
OPERATING COSTS (52S AND 53S)								
521200 - PROFESSIONAL SERVICES	204,555	235,218	335,992	221,963	295,951	335,992	(40,041)	0
TOTAL OPERATING COSTS (52S AND 53S)	204,555	235,218	335,992	221,963	295,951	335,992	(40,041)	0
CAPITAL (54S)								
TOTAL DEPARTMENT MANAGED COSTS	204,555	235,218	335,992	221,963	295,951	335,992	(40,041)	0
NON DEPARTMENT MANAGED COSTS								
ALLOCATED COSTS								
531230 - ELECTRICITY	2,850	2,714	2,950	3,452	4,603	3,900	703	(950)
TOTAL ALLOCATED COSTS	2,850	2,714	2,950	3,452	4,603	3,900	703	(950)
TOTAL NON DEPARTMENT MANAGED COSTS	2,850	2,714	2,950	3,452	4,603	3,900	703	(950)
TOTAL EXPENDITURES	207,405	237,932	338,942	225,415	300,554	339,892	(39,338)	(950)
TOTAL FUND REDUCTIONS	207,405	237,932	338,942	225,415	300,554	339,892	(39,338)	(950)

NOTES

- 2020 RUN =

  Revenues = Finance Forecast

  Expenses
  - Personnel = YTD Costs/Number of Payroll Periods completed * 26 (total payroll periods in a year)
  - Debt Service, Transfers from/To, Payments to Others, Worker's Comp Admin Fees, Insurance & Other Benefits = Budget unless YTD actual is greater
  - All other expenses = (YTD Costs / # months completed -1) * 12 months

2021 DEPARTMENT BUDGET/FORECAST REPORT - GENERAL FUND (100) / ORG - 7110 - CONSERVATION ADMINISTRATION
AS OF 7/31/2020/ (21.5 PayPeriods - 82.69% of Year Lapsed)

	YEAR OVER YEAR INFORMATION						YOY VARIANCE (100%)	
	2018 Actual	2019 Actual	2020 Budget	2020 YTD	2020 Run	2021 Commission Budget	2020 R V 2021 B	2020 B V 2021 B
GENERAL FUND (100)								
CONSERVATION ADMINISTRATION								
EXPENDITURES								
DEPARTMENT MANAGED COSTS								
PERSONNEL (ALL 51S EXCEPT WC)								
511100 - REGULAR EMPLOYEES	46,130	47,669	48,911	40,985	49,564	50,867	(1,303)	(1,956)
511115 - PERFECT ATTENDANCE	532	548	0	564	564	0	564	0
TOTAL COMPENSATION	46,662	48,217	48,911	41,550	50,128	50,867	(739)	(1,956)
512101 - GROUP INSURANCE - HEALTH	12,666	13,583	12,666	11,989	14,498	18,119	(3,621)	(5,453)
512102 - GROUP INSURANCE - LIFE	64	58	58	48	58	59	(1)	(1)
512103 - GROUP INSURANCE - DENTAL	388	389	388	361	437	460	(23)	(72)
512104 - GROUP INSURANCE-LONG TERM DIS	119	127	127	107	129	131	(2)	(4)
512105 - GROUP INSURANCE-SHORT TERM DIS	29	28	28	24	29	28	1	0
512106 - EMPLOYEE ASSISTANCE PROGRAM	5	9	9	8	9	9	0	0
512403 - DEFINED BENEFIT PLAN	4,833	6,641	7,337	6,199	7,496	8,139	(643)	(802)
TOTAL BENEFITS	18,105	20,835	20,613	18,735	22,656	26,945	(4,289)	(6,332)
512200 - SOCIAL SECURITY (FICA) CONT	2,546	2,637	3,032	2,310	2,793	3,153	(360)	(121)
512300 - MEDICARE	595	617	710	540	653	737	(84)	(27)
TOTAL PAYROLL TAXES	3,141	3,254	3,742	2,850	3,446	3,890	(444)	(148)
TOTAL PERSONNEL (ALL 51S EXCEPT WC)	67,908	72,306	73,266	63,134	76,230	81,702	(5,472)	(8,436)
OPERATING COSTS (52S AND 53S)								
531100 - GENERAL SUPPLIES AND MATERIALS	227	63	400	156	208	400	(192)	0
TOTAL OPERATING COSTS (52S AND 53S)	227	63	400	156	208	400	(192)	0
CAPITAL (54S)								
TOTAL DEPARTMENT MANAGED COSTS	68,135	72,369	73,666	63,290	76,438	82,102	(5,664)	(8,436)
NON DEPARTMENT MANAGED COSTS								

2021 DEPARTMENT BUDGET/FORECAST REPORT - GENERAL FUND (100) / ORG - 7110 - CONSERVATION ADMINISTRATION
AS OF 7/31/2020/ (21.5 PayPeriods - 82.69% of Year Lapsed)

	YEAR OVER YEAR INFORMATION						YOY VARIANCE (100%)	
	2018 Actual	2019 Actual	2020 Budget	2020 YTD	2020 Run	2021 Commission Budget	2020 R V 2021 B	2020 B V 2021 B
ALLOCATED COSTS								
512700 - WORKER'S COMP ADMIN FEES	256	245	222	225	225	226	(1)	(4)
522110 - DISPOSAL	8	8	9	7	9	9	0	0
522130 - CUSTODIAL SERVICES	324	372	391	326	434	418	16	(27)
522140 - LAWN CARE	76	67	67	60	80	67	13	0
522218 - PEST CONTROL	2	2	2	1	2	2	0	0
523100 - INSURANCE, OTHER BENEFITS	294	322	237	272	272	289	(17)	(52)
523200 - COMMUNICATIONS - ALLOCATED	695	611	690	527	703	690	13	0
523920 - DOCUMENT SERVICES	21	21	21	22	29	21	8	0
531210 - WATER/SEWER	25	21	36	36	48	72	(24)	(36)
531230 - ELECTRICITY	411	537	520	460	614	552	62	(32)
TOTAL ALLOCATED COSTS	2,111	2,207	2,195	1,936	2,416	2,346	70	(151)
TOTAL NON DEPARTMENT MANAGED COSTS	2,111	2,207	2,195	1,936	2,416	2,346	70	(151)
TOTAL EXPENDITURES	70,246	74,576	75,861	65,226	78,854	84,448	(5,594)	(8,587)
INTERFUND TRANSFERS								
TRANSFERS FROM/TO								
TOTAL FUND REDUCTIONS	70,246	74,576	75,861	65,226	78,854	84,448	(5,594)	(8,587)

NOTES

- 2020 RUN =

  Revenues = Finance Forecast

  Expenses
  - Personnel = YTD Costs/Number of Payroll Periods completed * 26 (total payroll periods in a year)
  - Debt Service, Transfers from/To, Payments to Others, Worker's Comp Admin Fees, Insurance & Other Benefits = Budget unless YTD actual is greater
  - All other expenses = (YTD Costs / # months completed -1) * 12 months

CHEROKEE COUNTY BOARD OF COMMISSIONERS
CONSERVATION ADMINISTRATION
2021 HEADCOUNT

	2018 Budget				2019 Budget				2020 Budget				2021 Budget			
	FT	PT	SPT	Total	FT	PT	SPT	Total	FT	PT	SPT	Total	FT	PT	SPT	Total
SOIL - SOIL CONSERVATION	1.00	0.00	0.00	1.00	1.00	0.00	0.00	1.00	1.00	0.00	0.00	1.00	1.00	0.00	0.00	1.00
Total	**1.00**	**0.00**	**0.00**	**1.00**	**1.00**	**0.00**	**0.00**	**1.00**	**1.00**	**0.00**	**0.00**	**1.00**	**1.00**	**0.00**	**0.00**	**1.00**

2021 DEPARTMENT BUDGET/FORECAST REPORT - GENERAL FUND (100) / ORG - 7140 - FOREST RESOURCES CONSERVATION
AS OF 7/31/2020/ (21.5 PayPeriods - 82.69% of Year Lapsed)

	YEAR OVER YEAR INFORMATION						YOY VARIANCE (100%)	
	2018 Actual	2019 Actual	2020 Budget	2020 YTD	2020 Run	2021 Commission Budget	2020 R V 2021 B	2020 B V 2021 B
GENERAL FUND (100)								
FOREST RESOURCES CONSERVATION								
EXPENDITURES								
DEPARTMENT MANAGED COSTS								
NON-OPERATIONAL COSTS								
572000 - PAYMENTS TO OTHER AGENCIES	14,561	12,856	13,197	10,998	13,197	13,197	0	0
TOTAL NON-OPERATIONAL COSTS	14,561	12,856	13,197	10,998	13,197	13,197	0	0
TOTAL DEPARTMENT MANAGED COSTS	14,561	12,856	13,197	10,998	13,197	13,197	0	0
TOTAL EXPENDITURES	14,561	12,856	13,197	10,998	13,197	13,197	0	0
TOTAL FUND REDUCTIONS	14,561	12,856	13,197	10,998	13,197	13,197	0	0

NOTES

- 2020 RUN =

  Revenues = Finance Forecast

  Expenses
  - Personnel = YTD Costs/Number of Payroll Periods completed * 26 (total payroll periods in a year)
  - Debt Service, Transfers from/To, Payments to Others, Worker's Comp Admin Fees, Insurance & Other Benefits = Budget unless YTD actual is greater
  - All other expenses = (YTD Costs / # months completed -1) * 12 months

2021 DEPARTMENT BUDGET/FORECAST REPORT - GENERAL FUND (100) / ORG - 3450 - CHEROKEE PROBATION
AS OF 7/31/2020/ (21.5 PayPeriods - 82.69% of Year Lapsed)

	YEAR OVER YEAR INFORMATION						YOY VARIANCE (100%)	
	2018 Actual	2019 Actual	2020 Budget	2020 YTD	2020 Run	2021 Commission Budget	2020 R V 2021 B	2020 B V 2021 B
GENERAL FUND (100)								
CHEROKEE PROBATION								
EXPENDITURES								
DEPARTMENT MANAGED COSTS								
PERSONNEL (ALL 51S EXCEPT WC)								
511100 - REGULAR EMPLOYEES	0	163,396	363,714	321,923	389,303	442,143	(52,840)	(78,429)
511300 - OVERTIME	0	42	0	0	0	5,200	(5,200)	(5,200)
TOTAL COMPENSATION	0	163,438	363,714	321,923	389,303	447,343	(58,040)	(83,629)
512101 - GROUP INSURANCE - HEALTH	0	90,010	89,680	68,493	82,829	108,769	(25,940)	(19,089)
512102 - GROUP INSURANCE - LIFE	0	145	494	367	443	510	(67)	(16)
512103 - GROUP INSURANCE - DENTAL	0	2,236	2,530	2,051	2,480	3,019	(539)	(489)
512104 - GROUP INSURANCE-LONG TERM DIS	0	322	280	805	973	1,018	(45)	(738)
512105 - GROUP INSURANCE-SHORT TERM DIS	0	90	915	236	285	390	(105)	525
512106 - EMPLOYEE ASSISTANCE PROGRAM	0	29	90	75	91	99	(8)	(9)
512403 - DEFINED BENEFIT PLAN	0	21,467	54,557	48,039	58,093	71,591	(13,498)	(17,034)
TOTAL BENEFITS	0	114,298	148,546	120,065	145,195	185,396	(40,201)	(36,850)
512200 - SOCIAL SECURITY (FICA) CONT	0	9,575	22,550	18,645	22,547	27,735	(5,188)	(5,185)
512300 - MEDICARE	0	2,239	5,274	4,360	5,273	6,486	(1,213)	(1,212)
TOTAL PAYROLL TAXES	0	11,815	27,824	23,005	27,820	34,221	(6,401)	(6,397)
512600 - UNEMPLOYMENT INSURANCE	0	0	0	3,459	4,183	0	4,183	0
TOTAL OTHER PERSONEL RELATED COSTS	0	0	0	3,459	4,183	0	4,183	0
TOTAL PERSONNEL (ALL 51S EXCEPT WC)	0	289,550	540,084	468,453	566,501	666,960	(100,459)	(126,876)

2021 DEPARTMENT BUDGET/FORECAST REPORT - GENERAL FUND (100) / ORG - 3450 - CHEROKEE PROBATION
AS OF 7/31/2020/ (21.5 PayPeriods - 82.69% of Year Lapsed)

	YEAR OVER YEAR INFORMATION						YOY VARIANCE (100%)	
	2018 Actual	2019 Actual	2020 Budget	2020 YTD	2020 Run	2021 Commission Budget	2020 R V 2021 B	2020 B V 2021 B
OPERATING COSTS (52S AND 53S)								
521200 - PROFESSIONAL SERVICES	0	4,641	0	1,265	1,686	2,000	(314)	(2,000)
521300 - TECHNICAL	0	10,953	7,000	5,560	7,413	10,000	(2,587)	(3,000)
522200 - REPAIRS AND MAINTENANCE	0	0	1,000	0	0	1,000	(1,000)	0
522202 - VEHICLE MAINTENANCE	0	0	3,000	0	0	3,000	(3,000)	0
522320 - RENTAL OF EQUIPMENT AND VEHICL	0	2,790	3,000	2,076	2,768	3,000	(232)	0
523201 - CELL PHONE	0	2,461	2,000	3,248	4,331	5,000	(669)	(3,000)
523250 - POSTAGE	0	734	1,000	906	1,208	2,000	(792)	(1,000)
523400 - PRINTING AND BINDING	0	1,146	1,500	247	330	1,500	(1,170)	0
523500 - TRAVEL	0	6,412	9,000	131	174	6,000	(5,826)	3,000
523600 - DUES AND FEES	0	1,813	2,000	1,056	1,409	2,000	(591)	0
523700 - EDUCATION AND TRAINING	0	2,607	10,000	5,844	7,792	7,000	792	3,000
531100 - GENERAL SUPPLIES AND MATERIALS	0	11,127	10,000	8,121	10,828	9,000	1,828	1,000
531101 - GEN SUPPLIES/ WEAPONS & AMMUNI	0	0	8,500	2,263	3,017	6,500	(3,483)	2,000
531270 - GASOLINE	0	0	2,000	0	0	2,000	(2,000)	0
531600 - SMALL EQUIPMENT	0	500	0	0	0	0	0	0
531660 - NON ASSET COMPUTER EQUIPMENT	0	26,270	2,000	647	863	4,000	(3,137)	(2,000)
531700 - OTHER SUPPLIES	0	0	10,000	8,491	11,322	8,000	3,322	2,000
TOTAL OPERATING COSTS (52S AND 53S)	0	71,455	72,000	39,855	53,140	72,000	(18,860)	0
CAPITAL (54S)								
TOTAL DEPARTMENT MANAGED COSTS	0	361,005	612,084	508,308	619,641	738,960	(119,319)	(126,876)
NON DEPARTMENT MANAGED COSTS								
ALLOCATED COSTS								
512700 - WORKER'S COMP ADMIN FEES	0	0	0	0	0	2,257	(2,257)	(2,257)
512701 - WORKERS COMP CLAIMS	0	19,957	0	8,606	11,474	17,912	(6,438)	(17,912)
522110 - DISPOSAL	0	0	0	0	0	200	(200)	(200)
522130 - CUSTODIAL SERVICES	0	0	0	0	0	3,058	(3,058)	(3,058)
522140 - LAWN CARE	0	0	0	0	0	576	(576)	(576)
522203 - VEHICLE REPAIRS- INSURANCE CLM	0	0	1,000	0	0	1,000	(1,000)	0
522218 - PEST CONTROL	0	0	0	0	0	75	(75)	(75)
523100 - INSURANCE, OTHER BENEFITS	0	0	6,342	4,600	6,342	9,109	(2,767)	(2,767)
523200 - COMMUNICATIONS - ALLOCATED	0	68	2,000	226	301	360	(59)	1,640
531210 - WATER/SEWER	0	0	0	0	0	875	(875)	(875)
531230 - ELECTRICITY	0	0	0	0	0	3,750	(3,750)	(3,750)
531520 - NATURAL GAS	0	0	0	0	0	2,083	(2,083)	(2,083)
TOTAL ALLOCATED COSTS	0	20,025	9,342	13,431	18,117	41,255	(23,138)	(31,913)

2021 DEPARTMENT BUDGET/FORECAST REPORT - GENERAL FUND (100) / ORG - 3450 - CHEROKEE PROBATION
AS OF 7/31/2020/ (21.5 PayPeriods - 82.69% of Year Lapsed)

	YEAR OVER YEAR INFORMATION						YOY VARIANCE (100%)	
	2018 Actual	2019 Actual	2020 Budget	2020 YTD	2020 Run	2021 Commission Budget	2020 R V 2021 B	2020 B V 2021 B
TOTAL NON DEPARTMENT MANAGED COSTS	0	20,025	9,342	13,431	18,117	41,255	(23,138)	(31,913)
TOTAL EXPENDITURES	0	381,030	621,426	521,739	637,758	780,215	(142,457)	(158,789)
TOTAL FUND REDUCTIONS	0	381,030	621,426	521,739	637,758	780,215	(142,457)	(158,789)

NOTES

- 2020 RUN =

  Revenues = Finance Forecast

  Expenses
  - Personnel = YTD Costs/Number of Payroll Periods completed * 26 (total payroll periods in a year)
  - Debt Service, Transfers from/To, Payments to Others, Worker's Comp Admin Fees, Insurance & Other Benefits = Budget unless YTD actual is greater
  - All other expenses = (YTD Costs / # months completed -1) * 12 months

CHEROKEE COUNTY BOARD OF COMMISSIONERS
COUNTY PROBATION
2021 HEADCOUNT

	2020 Budget				2021 Budget			
	FT	PT	SPT	Total	FT	PT	SPT	Total
CPAT - CNTY PROBATION ACCOUNTS TECHNI	1.00	0.00	0.00	1.00	1.00	0.00	0.00	1.00
CPDT - CNTY PROBATION DRUG TEST TECHN	1.00	0.00	0.00	1.00	1.00	0.00	0.00	1.00
CPIC - CNTY PROBATION CRT INTAKE CLK	1.00	0.00	0.00	1.00	1.00	0.00	0.00	1.00
CPOM - CNTY PROBATION OPERATIONS MGR	1.00	0.00	0.00	1.00	1.00	0.00	0.00	1.00
CPPO - COUNTY PROBATION OFFICER	5.00	0.00	0.00	5.00	7.00	0.00	0.00	7.00
DCPM - DIRECTOR CNTY PROBATION MARSHA	1.00	0.00	0.00	1.00	1.00	0.00	0.00	1.00
Total	**10.00**	**0.00**	**0.00**	**10.00**	**12.00**	**0.00**	**0.00**	**12.00**

2021 DEPARTMENT BUDGET/FORECAST REPORT - GENERAL FUND (100) / ORG - 3910 - ANIMAL SERVICES
AS OF 7/31/2020/ (21.5 PayPeriods - 82.69% of Year Lapsed)

	YEAR OVER YEAR INFORMATION						YOY VARIANCE (100%)	
	2018 Actual	2019 Actual	2020 Budget	2020 YTD	2020 Run	2021 Commission Budget	2020 R V 2021 B	2020 B V 2021 B
GENERAL FUND (100)								
ANIMAL SERVICES								
EXPENDITURES								
DEPARTMENT MANAGED COSTS								
PERSONNEL (ALL 51S EXCEPT WC)								
511100 - REGULAR EMPLOYEES	204,349	210,242	217,248	190,122	229,915	234,627	(4,712)	(17,379)
511115 - PERFECT ATTENDANCE	412	895	0	1,312	1,312	0	1,312	0
511200 - PART TIME/TEMP EMPLOYEES	625	875	3,000	1,350	1,633	3,000	(1,367)	0
511300 - OVERTIME	21,622	21,493	23,690	17,102	20,681	25,585	(4,904)	(1,895)
TOTAL COMPENSATION	227,008	233,505	243,938	209,886	253,541	263,212	(9,671)	(19,274)
512101 - GROUP INSURANCE - HEALTH	43,265	42,314	34,581	35,041	42,375	53,191	(10,816)	(18,610)
512102 - GROUP INSURANCE - LIFE	255	238	254	214	259	246	13	8
512103 - GROUP INSURANCE - DENTAL	965	852	586	616	745	787	(42)	(201)
512104 - GROUP INSURANCE-LONG TERM DIS	474	526	566	475	575	582	(7)	(16)
512105 - GROUP INSURANCE-SHORT TERM DIS	141	156	170	142	171	170	1	0
512106 - EMPLOYEE ASSISTANCE PROGRAM	27	50	54	45	54	54	0	0
512403 - DEFINED BENEFIT PLAN	23,449	32,018	36,141	31,112	37,624	41,634	(4,010)	(5,493)
TOTAL BENEFITS	68,577	76,153	72,352	67,645	81,803	96,664	(14,861)	(24,312)
512200 - SOCIAL SECURITY (FICA) CONT	13,344	13,851	15,124	12,351	14,936	16,319	(1,383)	(1,195)
512300 - MEDICARE	3,121	3,239	3,537	2,889	3,493	3,816	(323)	(279)
TOTAL PAYROLL TAXES	16,465	17,091	18,661	15,240	18,429	20,135	(1,706)	(1,474)
TOTAL PERSONNEL (ALL 51S EXCEPT WC)	312,050	326,749	334,951	292,771	353,774	380,011	(26,237)	(45,060)

2021 DEPARTMENT BUDGET/FORECAST REPORT - GENERAL FUND (100) / ORG - 3910 - ANIMAL SERVICES
AS OF 7/31/2020/ (21.5 PayPeriods - 82.69% of Year Lapsed)

	YEAR OVER YEAR INFORMATION						YOY VARIANCE (100%)	
	2018 Actual	2019 Actual	2020 Budget	2020 YTD	2020 Run	2021 Commission Budget	2020 R V 2021 B	2020 B V 2021 B
OPERATING COSTS (52S AND 53S)								
521200 - PROFESSIONAL SERVICES	8,441	5,219	8,000	1,519	2,026	8,000	(5,974)	0
521300 - TECHNICAL	6,817	8,766	9,440	8,528	11,370	9,440	1,930	0
522200 - REPAIRS AND MAINTENANCE	633	0	500	119	158	500	(342)	0
522202 - VEHICLE MAINTENANCE	10,792	12,656	17,688	15,728	20,971	17,688	3,283	0
522320 - RENTAL OF EQUIPMENT AND VEHICL	0	323	0	472	629	0	629	0
523201 - CELL PHONE	4,701	4,971	8,000	3,616	4,821	8,000	(3,179)	0
523250 - POSTAGE	67	50	250	0	0	250	(250)	0
523300 - ADVERTISING	0	0	200	0	0	0	0	200
523400 - PRINTING AND BINDING	1,218	1,126	2,000	515	687	2,000	(1,313)	0
523500 - TRAVEL	(120)	1,628	3,500	0	0	3,500	(3,500)	0
523600 - DUES AND FEES	0	360	600	0	0	600	(600)	0
523700 - EDUCATION AND TRAINING	95	2,557	4,100	1,382	1,843	5,100	(3,257)	(1,000)
531100 - GENERAL SUPPLIES AND MATERIALS	9,748	9,518	10,000	4,678	6,238	10,000	(3,762)	0
531270 - GASOLINE	25,507	27,155	27,000	14,519	19,359	26,000	(6,641)	1,000
531300 - FOOD	1,001	584	500	587	782	500	282	0
531600 - SMALL EQUIPMENT	5,291	2,690	10,210	1,630	2,173	10,210	(8,037)	0
531660 - NON ASSET COMPUTER EQUIPMENT	8,421	2,265	3,000	2,972	3,963	3,904	59	(904)
531700 - OTHER SUPPLIES	3,983	6,502	5,000	823	1,098	5,000	(3,902)	0
TOTAL OPERATING COSTS (52S AND 53S)	86,597	86,370	109,988	57,088	76,117	110,692	(34,575)	(704)
CAPITAL (54S)								
542200 - VEHICLES	26,200	27,979	5,986	5,986	7,981	0	7,981	5,986
542500 - OTHER EQUIPMENT	0	1,350	0	0	0	0	0	0
TOTAL CAPITAL (54S)	26,200	29,329	5,986	5,986	7,981	0	7,981	5,986
UNCLASSIFIED								
TOTAL DEPARTMENT MANAGED COSTS	424,846	442,447	450,925	355,845	437,872	490,703	(52,831)	(39,778)
NON DEPARTMENT MANAGED COSTS								

2021 DEPARTMENT BUDGET/FORECAST REPORT - GENERAL FUND (100) / ORG - 3910 - ANIMAL SERVICES
AS OF 7/31/2020/ (21.5 PayPeriods - 82.69% of Year Lapsed)

	YEAR OVER YEAR INFORMATION						YOY VARIANCE (100%)	
	2018 Actual	2019 Actual	2020 Budget	2020 YTD	2020 Run	2021 Commission Budget	2020 R V 2021 B	2020 B V 2021 B
ALLOCATED COSTS								
512700 - WORKER'S COMP ADMIN FEES	1,560	1,510	1,278	1,294	1,294	1,354	(60)	(76)
512701 - WORKERS COMP CLAIMS	0	139	0	1,611	2,148	734	1,414	(734)
522110 - DISPOSAL	267	164	240	157	209	120	89	120
522130 - CUSTODIAL SERVICES	4,560	3,505	3,430	3,036	4,047	1,835	2,212	1,595
522140 - LAWN CARE	250	606	692	455	606	346	260	346
522218 - PEST CONTROL	231	23	90	68	90	45	45	45
523100 - INSURANCE, OTHER BENEFITS	3,931	6,370	6,154	5,849	6,154	10,868	(4,714)	(4,714)
523110 - INSURANCE DEDUCTIBLES	0	0	0	10,758	14,344	0	14,344	0
523200 - COMMUNICATIONS - ALLOCATED	6,455	6,111	5,100	5,030	6,707	7,200	(493)	(2,100)
523920 - DOCUMENT SERVICES	434	434	435	0	0	435	(435)	0
531210 - WATER/SEWER	416	177	1,050	382	509	525	(16)	525
531230 - ELECTRICITY	4,054	4,353	4,500	3,715	4,954	2,250	2,704	2,250
531520 - NATURAL GAS	1,201	1,786	2,500	1,245	1,660	1,250	410	1,250
TOTAL ALLOCATED COSTS	23,361	25,178	25,469	33,599	42,722	26,962	15,760	(1,493)
TOTAL NON DEPARTMENT MANAGED COSTS	23,361	25,178	25,469	33,599	42,722	26,962	15,760	(1,493)
TOTAL EXPENDITURES	448,207	467,625	476,394	389,443	480,595	517,665	(37,070)	(41,271)
TOTAL FUND REDUCTIONS	448,207	467,625	476,394	389,443	480,595	517,665	(37,070)	(41,271)

NOTES

- 2020 RUN =

  Revenues = Finance Forecast

  Expenses
  - Personnel = YTD Costs/Number of Payroll Periods completed * 26 (total payroll periods in a year)
  - Debt Service, Transfers from/To, Payments to Others, Worker's Comp Admin Fees, Insurance & Other Benefits = Budget unless YTD actual is greater
  - All other expenses = (YTD Costs / # months completed -1) * 12 months

CHEROKEE COUNTY BOARD OF COMMISSIONERS
ANIMAL CONTROL
2021 HEADCOUNT

	2018 Budget				2019 Budget				2020 Budget				2021 Budget			
	FT	PT	SPT	Total	FT	PT	SPT	Total	FT	PT	SPT	Total	FT	PT	SPT	Total
ANCO - ANIMAL CONTROL OFFICER	6.00	0.00	0.00	6.00	6.00	0.00	0.00	6.00	6.00	0.00	0.00	6.00	6.00	0.00	0.00	6.00
CMED - CO MARSHAL 911 DIR	0.06	0.00	0.00	0.06	0.00	0.00	0.00	0.00	0.00	0.00	0.00	0.00	0.00	0.00	0.00	0.00
Total	**6.06**	**0.00**	**0.00**	**6.06**	**6.00**	**0.00**	**0.00**	**6.00**	**6.00**	**0.00**	**0.00**	**6.00**	**6.00**	**0.00**	**0.00**	**6.00**

2021 DEPARTMENT BUDGET/FORECAST REPORT - GENERAL FUND (100) / ORG - 3911 - ANIMAL SHELTER
AS OF 7/31/2020/ (21.5 PayPeriods - 82.69% of Year Lapsed)

	YEAR OVER YEAR INFORMATION						YOY VARIANCE (100%)	
	2018 Actual	2019 Actual	2020 Budget	2020 YTD	2020 Run	2021 Commission Budget	2020 R V 2021 B	2020 B V 2021 B
GENERAL FUND (100)								
ANIMAL SHELTER								
EXPENDITURES								
DEPARTMENT MANAGED COSTS								
PERSONNEL (ALL 51S EXCEPT WC)								
511100 - REGULAR EMPLOYEES	0	594,202	642,754	548,205	662,946	688,224	(25,278)	(45,470)
511115 - PERFECT ATTENDANCE	0	2,708	0	3,388	3,388	0	3,388	0
511121 - PAID LEAVE	0	0	0	1,039	1,256	0	1,256	0
511200 - PART TIME/TEMP EMPLOYEES	0	20,455	21,419	17,634	21,325	22,271	(946)	(852)
511300 - OVERTIME	0	13,442	18,035	6,386	7,723	20,800	(13,077)	(2,765)
TOTAL COMPENSATION	0	630,806	682,208	576,653	696,638	731,295	(34,657)	(49,087)
512101 - GROUP INSURANCE - HEALTH	0	132,756	142,190	136,433	164,989	220,429	(55,440)	(78,239)
512102 - GROUP INSURANCE - LIFE	0	691	772	619	748	768	(20)	4
512103 - GROUP INSURANCE - DENTAL	0	3,804	4,241	3,764	4,552	5,241	(689)	(1,000)
512104 - GROUP INSURANCE-LONG TERM DIS	0	1,516	1,668	1,368	1,654	1,697	(43)	(29)
512105 - GROUP INSURANCE-SHORT TERM DIS	0	425	691	373	451	453	(2)	238
512106 - EMPLOYEE ASSISTANCE PROGRAM	0	135	153	118	143	144	(1)	9
512403 - DEFINED BENEFIT PLAN	0	83,932	99,119	83,391	100,845	113,444	(12,599)	(14,325)
TOTAL BENEFITS	0	223,259	248,834	226,065	273,381	342,176	(68,795)	(93,342)
512200 - SOCIAL SECURITY (FICA) CONT	0	35,253	42,297	32,361	39,134	45,340	(6,206)	(3,043)
512300 - MEDICARE	0	8,245	9,892	7,568	9,152	10,604	(1,452)	(712)
TOTAL PAYROLL TAXES	0	43,497	52,189	39,929	48,286	55,944	(7,658)	(3,755)
TOTAL PERSONNEL (ALL 51S EXCEPT WC)	0	897,563	983,231	842,647	1,018,306	1,129,415	(111,109)	(146,184)

2021 DEPARTMENT BUDGET/FORECAST REPORT - GENERAL FUND (100) / ORG - 3911 - ANIMAL SHELTER
AS OF 7/31/2020/ (21.5 PayPeriods - 82.69% of Year Lapsed)

	YEAR OVER YEAR INFORMATION						YOY VARIANCE (100%)	
	2018 Actual	2019 Actual	2020 Budget	2020 YTD	2020 Run	2021 Commission Budget	2020 R V 2021 B	2020 B V 2021 B
OPERATING COSTS (52S AND 53S)								
521200 - PROFESSIONAL SERVICES	0	73,665	64,859	44,862	59,816	64,859	(5,043)	0
521300 - TECHNICAL	0	1,596	2,188	2,967	3,956	2,188	1,768	0
522200 - REPAIRS AND MAINTENANCE	0	24,397	81,636	43,575	58,100	45,000	13,100	36,636
522202 - VEHICLE MAINTENANCE	0	1,602	3,750	3,772	5,030	3,750	1,280	0
522320 - RENTAL OF EQUIPMENT AND VEHICL	0	1,977	4,000	1,483	1,977	4,000	(2,023)	0
523201 - CELL PHONE	0	5,405	6,700	5,370	7,159	6,700	459	0
523250 - POSTAGE	0	322	2,000	321	428	2,000	(1,572)	0
523300 - ADVERTISING	0	0	1,000	0	0	1,000	(1,000)	0
523400 - PRINTING AND BINDING	0	257	3,000	170	227	3,000	(2,773)	0
523500 - TRAVEL	0	2,410	5,345	1,857	2,476	6,633	(4,157)	(1,288)
523600 - DUES AND FEES	0	1,625	1,295	875	1,167	1,295	(128)	0
523700 - EDUCATION AND TRAINING	0	3,673	3,025	7,884	10,512	3,025	7,487	0
531100 - GENERAL SUPPLIES AND MATERIALS	0	140,089	133,350	89,671	119,561	133,350	(13,789)	0
531270 - GASOLINE	0	30	4,600	44	58	4,600	(4,542)	0
531300 - FOOD	0	333	2,000	614	819	2,000	(1,181)	0
531660 - NON ASSET COMPUTER EQUIPMENT	0	1,428	5,211	0	0	0	0	5,211
531700 - OTHER SUPPLIES	0	4,446	6,000	5,126	6,835	6,000	835	0
TOTAL OPERATING COSTS (52S AND 53S)	0	263,256	329,959	208,591	278,121	289,400	(11,279)	40,559
CAPITAL (54S)								
541200 - SITE IMPROVEMENTS	0	12,804	0	0	0	0	0	0
542200 - VEHICLES	0	0	25,935	25,935	34,580	0	34,580	25,935
542500 - OTHER EQUIPMENT	0	6,000	0	0	0	22,680	(22,680)	(22,680)
TOTAL CAPITAL (54S)	0	18,804	25,935	25,935	34,580	22,680	11,900	3,255
UNCLASSIFIED								
TOTAL DEPARTMENT MANAGED COSTS	0	1,179,622	1,339,125	1,077,173	1,331,007	1,441,495	(110,488)	(102,370)
NON DEPARTMENT MANAGED COSTS								

2021 DEPARTMENT BUDGET/FORECAST REPORT - GENERAL FUND (100) / ORG - 3911 - ANIMAL SHELTER
AS OF 7/31/2020/ (21.5 PayPeriods - 82.69% of Year Lapsed)

	YEAR OVER YEAR INFORMATION						YOY VARIANCE (100%)	
	2018 Actual	2019 Actual	2020 Budget	2020 YTD	2020 Run	2021 Commission Budget	2020 R V 2021 B	2020 B V 2021 B
ALLOCATED COSTS								
512700 - WORKER'S COMP ADMIN FEES	0	3,740	3,557	3,602	3,602	3,672	(70)	(115)
512701 - WORKERS COMP CLAIMS	0	207	288	323	431	425	6	(137)
522110 - DISPOSAL	0	3,156	3,300	2,630	3,507	3,300	207	0
522140 - LAWN CARE	0	9,391	9,388	7,662	10,216	9,388	828	0
522218 - PEST CONTROL	0	780	780	585	780	780	0	0
523100 - INSURANCE, OTHER BENEFITS	0	6,505	7,592	8,383	8,383	7,126	1,257	466
523200 - COMMUNICATIONS - ALLOCATED	0	9,299	10,080	7,495	9,994	9,840	154	240
523920 - DOCUMENT SERVICES	0	623	612	418	558	634	(76)	(22)
531210 - WATER/SEWER	0	7,139	9,067	5,662	7,549	9,067	(1,518)	0
531230 - ELECTRICITY	0	37,666	43,000	24,948	33,264	43,000	(9,736)	0
531520 - NATURAL GAS	0	13,390	20,000	8,990	11,987	20,000	(8,013)	0
TOTAL ALLOCATED COSTS	0	91,896	107,664	70,698	90,269	107,232	(16,963)	432
TOTAL NON DEPARTMENT MANAGED COSTS	0	91,896	107,664	70,698	90,269	107,232	(16,963)	432
TOTAL EXPENDITURES	0	1,271,518	1,446,789	1,147,870	1,421,275	1,548,727	(127,452)	(101,938)
TOTAL FUND REDUCTIONS	0	1,271,518	1,446,789	1,147,870	1,421,275	1,548,727	(127,452)	(101,938)

NOTES

- 2020 RUN =

  Revenues = Finance Forecast

  Expenses
  - Personnel = YTD Costs/Number of Payroll Periods completed * 26 (total payroll periods in a year)
  - Debt Service, Transfers from/To, Payments to Others, Worker's Comp Admin Fees, Insurance & Other Benefits = Budget unless YTD actual is greater
  - All other expenses = (YTD Costs / # months completed -1) * 12 months

CHEROKEE COUNTY BOARD OF COMMISSIONERS
ANIMAL SHELTER
2021 HEADCOUNT

	2018 Budget				2019 Budget				2020 Budget				2021 Budget			
	FT	PT	SPT	Total	FT	PT	SPT	Total	FT	PT	SPT	Total	FT	PT	SPT	Total
ADMA - ADMINISTRATIVE ASSISTANT	1.00	0.00	0.00	1.00	1.00	0.00	0.00	1.00	1.00	0.00	0.00	1.00	1.00	0.00	0.00	1.00
ANIS - A-SHELTER INTAKE SUPER	1.00	0.00	0.00	1.00	1.00	0.00	0.00	1.00	1.00	0.00	0.00	1.00	1.00	0.00	0.00	1.00
ANPM - ANIMAL SHELTER PROGRAM MGR	1.00	0.00	0.00	1.00	1.00	0.00	0.00	1.00	1.00	0.00	0.00	1.00	1.00	0.00	0.00	1.00
ANS1 - ANIMAL SUPPORT SPEC 1	5.00	0.00	0.00	5.00	6.00	0.00	0.00	6.00	4.00	0.00	0.00	4.00	5.00	0.00	0.00	5.00
ANS2 - ANIMAL SUPPORT SPEC 2	3.00	0.00	0.00	3.00	3.00	0.00	0.00	3.00	6.00	0.00	0.00	6.00	6.00	0.00	0.00	6.00
ANS3 - ANIMAL SUPPORT SPECIALIST 3	2.00	0.00	0.00	2.00	2.00	0.00	0.00	2.00	2.00	0.00	0.00	2.00	1.00	0.00	0.00	1.00
ANVT - VETERINARY TECHNICIAN	1.00	0.00	0.00	1.00	1.00	0.00	0.00	1.00	1.00	0.00	0.00	1.00	1.00	0.00	0.00	1.00
CMED - CO MARSHAL 911 DIR	0.16	0.00	0.00	0.16	0.00	0.00	0.00	0.00	0.00	0.00	0.00	0.00	0.00	0.00	0.00	0.00
DRAS - DIRECTOR - ANIMAL SHELTER	1.00	0.00	0.00	1.00	1.00	0.00	0.00	1.00	1.00	0.00	0.00	1.00	1.00	0.00	0.00	1.00
PTAS - PT ANIMAL SUPPORT SPEC 1	0.00	2.00	0.00	2.00	0.00	1.00	0.00	1.00	0.00	1.00	0.00	1.00	0.00	1.00	0.00	1.00
Total	**15.16**	**2.00**	**0.00**	**17.16**	**16.00**	**1.00**	**0.00**	**17.00**	**17.00**	**1.00**	**0.00**	**18.00**	**17.00**	**1.00**	**0.00**	**18.00**

2021 DEPARTMENT BUDGET/FORECAST REPORT - GENERAL FUND (100) / ORG - 3920 - EMERGENCY MANAGEMENT
AS OF 7/31/2020/ (21.5 PayPeriods - 82.69% of Year Lapsed)

	YEAR OVER YEAR INFORMATION						YOY VARIANCE (100%)	
	2018 Actual	2019 Actual	2020 Budget	2020 YTD	2020 Run	2021 Commission Budget	2020 R V 2021 B	2020 B V 2021 B
GENERAL FUND (100)								
EMERGENCY MANAGEMENT								
EXPENDITURES								
DEPARTMENT MANAGED COSTS								
PERSONNEL (ALL 51S EXCEPT WC)								
511100 - REGULAR EMPLOYEES	138,553	144,449	148,019	158,008	191,080	164,472	26,608	(16,453)
511115 - PERFECT ATTENDANCE	726	1,251	0	1,708	1,708	1,776	(68)	(1,776)
511300 - OVERTIME	42	70	765	21	26	796	(770)	(31)
TOTAL COMPENSATION	139,321	145,770	148,784	159,737	192,813	167,044	25,769	(18,260)
512101 - GROUP INSURANCE - HEALTH	19,452	17,545	16,168	11,552	13,970	15,468	(1,498)	700
512102 - GROUP INSURANCE - LIFE	194	174	174	139	168	177	(9)	(3)
512103 - GROUP INSURANCE - DENTAL	641	596	594	403	487	445	42	149
512104 - GROUP INSURANCE-LONG TERM DIS	363	384	385	308	372	392	(20)	(7)
512105 - GROUP INSURANCE-SHORT TERM DIS	87	85	85	68	83	85	(2)	0
512106 - EMPLOYEE ASSISTANCE PROGRAM	16	27	27	22	26	27	(1)	0
512403 - DEFINED BENEFIT PLAN	14,575	20,070	22,318	23,859	28,853	26,443	2,410	(4,125)
TOTAL BENEFITS	35,328	38,881	39,751	36,351	43,959	43,037	922	(3,286)
512200 - SOCIAL SECURITY (FICA) CONT	8,364	8,691	9,225	9,687	11,715	10,362	1,353	(1,137)
512300 - MEDICARE	1,956	2,032	2,158	2,266	2,740	2,423	317	(265)
TOTAL PAYROLL TAXES	10,320	10,723	11,383	11,953	14,454	12,785	1,669	(1,402)
TOTAL PERSONNEL (ALL 51S EXCEPT WC)	184,969	195,374	199,918	208,041	251,227	222,866	28,361	(22,948)

2021 DEPARTMENT BUDGET/FORECAST REPORT - GENERAL FUND (100) / ORG - 3920 - EMERGENCY MANAGEMENT
AS OF 7/31/2020/ (21.5 PayPeriods - 82.69% of Year Lapsed)

	YEAR OVER YEAR INFORMATION						YOY VARIANCE (100%)	
	2018 Actual	2019 Actual	2020 Budget	2020 YTD	2020 Run	2021 Commission Budget	2020 R V 2021 B	2020 B V 2021 B
OPERATING COSTS (52S AND 53S)								
521200 - PROFESSIONAL SERVICES	29,095	33,210	42,302	37,141	49,522	49,302	220	(7,000)
521300 - TECHNICAL	778	40	0	0	0	0	0	0
522200 - REPAIRS AND MAINTENANCE	14,572	7,008	10,073	5,555	7,407	10,073	(2,666)	0
522202 - VEHICLE MAINTENANCE	4,467	2,154	6,292	3,252	4,336	6,292	(1,956)	0
522320 - RENTAL OF EQUIPMENT AND VEHICL	1,005	970	1,005	702	936	1,025	(89)	(20)
523201 - CELL PHONE	4,459	4,308	4,500	3,394	4,525	4,500	25	0
523202 - COMMUNICATIONS - NON ALLOCATED	0	3,974	4,152	4,366	5,821	4,152	1,669	0
523250 - POSTAGE	6	24	25	0	0	25	(25)	0
523400 - PRINTING AND BINDING	175	195	200	106	142	200	(58)	0
523500 - TRAVEL	1,525	1,791	2,260	0	0	2,260	(2,260)	0
523600 - DUES AND FEES	628	817	555	365	487	555	(68)	0
523700 - EDUCATION AND TRAINING	1,423	2,215	2,595	1,063	1,417	3,345	(1,928)	(750)
531100 - GENERAL SUPPLIES AND MATERIALS	2,750	2,535	3,000	4,109	5,479	3,000	2,479	0
531270 - GASOLINE	3,463	3,220	6,060	2,940	3,921	6,060	(2,139)	0
531300 - FOOD	579	442	1,000	281	374	1,000	(626)	0
531600 - SMALL EQUIPMENT	0	10,340	16,000	72	95	8,000	(7,905)	8,000
531660 - NON ASSET COMPUTER EQUIPMENT	0	0	400	40	53	0	53	400
531700 - OTHER SUPPLIES	92	220	400	237	316	1,000	(684)	(600)
TOTAL OPERATING COSTS (52S AND 53S)	65,017	73,463	100,819	63,623	84,831	100,789	(15,958)	30
CAPITAL (54S)								
TOTAL DEPARTMENT MANAGED COSTS	249,986	268,837	300,737	271,664	336,057	323,655	12,402	(22,918)
NON DEPARTMENT MANAGED COSTS								
ALLOCATED COSTS								
512700 - WORKER'S COMP ADMIN FEES	767	735	667	675	675	697	(22)	(30)
522130 - CUSTODIAL SERVICES	1,968	1,044	1,098	915	1,220	1,175	45	(77)
522218 - PEST CONTROL	64	70	70	52	70	70	0	0
523100 - INSURANCE, OTHER BENEFITS	4,381	2,622	3,343	3,635	3,635	4,353	(718)	(1,010)
523200 - COMMUNICATIONS - ALLOCATED	24,868	19,264	18,840	16,107	21,476	18,900	2,576	(60)
531210 - WATER/SEWER	6,199	6,457	6,537	4,744	6,325	6,537	(212)	0
531520 - NATURAL GAS	85	79	107	39	53	107	(54)	0
TOTAL ALLOCATED COSTS	38,332	30,271	30,662	26,168	33,453	31,839	1,614	(1,177)
TOTAL NON DEPARTMENT MANAGED COSTS	38,332	30,271	30,662	26,168	33,453	31,839	1,614	(1,177)

2021 DEPARTMENT BUDGET/FORECAST REPORT - GENERAL FUND (100) / ORG - 3920 - EMERGENCY MANAGEMENT
AS OF 7/31/2020/ (21.5 PayPeriods - 82.69% of Year Lapsed)

	YEAR OVER YEAR INFORMATION						YOY VARIANCE (100%)	
	2018 Actual	2019 Actual	2020 Budget	2020 YTD	2020 Run	2021 Commission Budget	2020 R V 2021 B	2020 B V 2021 B
TOTAL EXPENDITURES	288,318	299,108	331,399	297,831	369,511	355,494	14,017	(24,095)
TOTAL FUND REDUCTIONS	288,318	299,108	331,399	297,831	369,511	355,494	14,017	(24,095)

NOTES

- 2020 RUN =

  Revenues = Finance Forecast

  Expenses
  - Personnel = YTD Costs/Number of Payroll Periods completed * 26 (total payroll periods in a year)
  - Debt Service, Transfers from/To, Payments to Others, Worker's Comp Admin Fees, Insurance & Other Benefits = Budget unless YTD actual is greater
  - All other expenses = (YTD Costs / # months completed -1) * 12 months

CHEROKEE COUNTY BOARD OF COMMISSIONERS
EMERGENCY MANAGEMENT AGENCY
2021 HEADCOUNT

	2018 Budget				2019 Budget				2020 Budget				2021 Budget			
	FT	PT	SPT	Total	FT	PT	SPT	Total	FT	PT	SPT	Total	FT	PT	SPT	Total
DDEM - DEPUTY DIRECTOR EMA	1.00	0.00	0.00	1.00	1.00	0.00	0.00	1.00	1.00	0.00	0.00	1.00	1.00	0.00	0.00	1.00
DRHS - DIRECTOR/HOMELAND SECURITY	1.00	0.00	0.00	1.00	1.00	0.00	0.00	1.00	1.00	0.00	0.00	1.00	1.00	0.00	0.00	1.00
ISAN - INFORMATION SYSTEM ANALYST	1.00	0.00	0.00	1.00	1.00	0.00	0.00	1.00	1.00	0.00	0.00	1.00	1.00	0.00	0.00	1.00
Total	**3.00**	**0.00**	**0.00**	**3.00**	**3.00**	**0.00**	**0.00**	**3.00**	**3.00**	**0.00**	**0.00**	**3.00**	**3.00**	**0.00**	**0.00**	**3.00**

2021 DEPARTMENT BUDGET/FORECAST REPORT - GENERAL FUND (100) / ORG - 7450 - CODE ENFORCEMENT
AS OF 7/31/2020/ (21.5 PayPeriods - 82.69% of Year Lapsed)

	YEAR OVER YEAR INFORMATION						YOY VARIANCE (100%)	
	2018 Actual	2019 Actual	2020 Budget	2020 YTD	2020 Run	2021 Commission Budget	2020 R V 2021 B	2020 B V 2021 B
GENERAL FUND (100)								
CODE ENFORCEMENT								
EXPENDITURES								
DEPARTMENT MANAGED COSTS								
PERSONNEL (ALL 51S EXCEPT WC)								
511100 - REGULAR EMPLOYEES	718,825	863,914	878,172	760,896	920,153	968,920	(48,767)	(90,748)
511103 - WORKED HOLIDAY	219	426	0	604	730	0	730	0
511110 - UNIFORM ALLOWANCE	0	65	0	650	786	780	6	(780)
511115 - PERFECT ATTENDANCE	6,433	5,781	0	7,035	7,035	0	7,035	0
511116 - SHORT TERM DISABILITY PAY	0	1,204	0	0	0	0	0	0
511200 - PART TIME/TEMP EMPLOYEES	0	625	3,000	0	0	3,000	(3,000)	0
511300 - OVERTIME	20,445	14,572	15,965	12,655	15,304	17,242	(1,938)	(1,277)
TOTAL COMPENSATION	745,922	886,587	897,137	781,840	944,008	989,942	(45,934)	(92,805)
512101 - GROUP INSURANCE - HEALTH	99,073	113,371	105,877	105,557	127,651	158,320	(30,669)	(52,443)
512102 - GROUP INSURANCE - LIFE	968	1,024	1,033	882	1,066	2,372	(1,306)	(1,339)
512103 - GROUP INSURANCE - DENTAL	3,399	3,612	3,540	3,467	4,192	4,414	(222)	(874)
512104 - GROUP INSURANCE-LONG TERM DIS	1,787	2,217	2,235	1,918	2,320	2,372	(52)	(137)
512105 - GROUP INSURANCE-SHORT TERM DIS	381	411	411	342	414	411	3	0
512106 - EMPLOYEE ASSISTANCE PROGRAM	67	131	135	109	131	135	(4)	0
512403 - DEFINED BENEFIT PLAN	77,297	121,954	134,120	116,655	141,072	157,921	(16,849)	(23,801)
TOTAL BENEFITS	182,970	242,720	247,351	228,930	276,846	325,945	(49,099)	(78,594)
512200 - SOCIAL SECURITY (FICA) CONT	43,813	51,961	55,623	45,693	55,256	61,380	(6,124)	(5,757)
512300 - MEDICARE	10,247	12,152	13,009	10,703	12,943	14,355	(1,412)	(1,346)
TOTAL PAYROLL TAXES	54,060	64,113	68,632	56,396	68,199	75,735	(7,536)	(7,103)
512600 - UNEMPLOYMENT INSURANCE	(330)	0	0	0	0	0	0	0
TOTAL OTHER PERSONEL RELATED COSTS	(330)	0	0	0	0	0	0	0
TOTAL PERSONNEL (ALL 51S EXCEPT WC)	982,623	1,193,420	1,213,120	1,067,166	1,289,054	1,391,622	(102,568)	(178,502)

2021 DEPARTMENT BUDGET/FORECAST REPORT - GENERAL FUND (100) / ORG - 7450 - CODE ENFORCEMENT
AS OF 7/31/2020/ (21.5 PayPeriods - 82.69% of Year Lapsed)

	YEAR OVER YEAR INFORMATION						YOY VARIANCE (100%)	
	2018 Actual	2019 Actual	2020 Budget	2020 YTD	2020 Run	2021 Commission Budget	2020 R V 2021 B	2020 B V 2021 B
OPERATING COSTS (52S AND 53S)								
521200 - PROFESSIONAL SERVICES	1,026	1,685	1,900	1,152	1,536	1,900	(364)	0
521300 - TECHNICAL	8,790	9,295	10,175	9,493	12,657	10,175	2,482	0
522200 - REPAIRS AND MAINTENANCE	0	552	1,000	0	0	1,000	(1,000)	0
522202 - VEHICLE MAINTENANCE	28,986	26,480	27,820	25,451	33,934	27,820	6,114	0
522320 - RENTAL OF EQUIPMENT AND VEHICL	1,876	0	2,556	1,960	2,613	2,556	57	0
523201 - CELL PHONE	10,201	11,136	11,661	7,763	10,350	11,661	(1,311)	0
523202 - COMMUNICATIONS - NON ALLOCATED	333	0	0	0	0	0	0	0
523250 - POSTAGE	890	311	200	9	12	200	(188)	0
523300 - ADVERTISING	0	0	100	0	0	100	(100)	0
523400 - PRINTING AND BINDING	1,867	1,078	1,150	145	193	1,150	(957)	0
523500 - TRAVEL	4,542	5,227	11,182	2,445	3,261	11,182	(7,921)	0
523600 - DUES AND FEES	5,815	5,729	7,800	3,916	5,221	7,800	(2,579)	0
523700 - EDUCATION AND TRAINING	9,349	10,197	13,500	6,230	8,307	14,500	(6,193)	(1,000)
531100 - GENERAL SUPPLIES AND MATERIALS	9,669	8,396	14,942	6,372	8,496	14,942	(6,446)	0
531101 - GEN SUPPLIES/ WEAPONS & AMMUNI	2,864	16,124	13,450	2,629	3,505	13,450	(9,945)	0
531270 - GASOLINE	40,196	41,339	30,249	28,356	37,808	30,249	7,559	0
531300 - FOOD	2,173	2,065	2,500	1,969	2,626	2,500	126	0
531600 - SMALL EQUIPMENT	4,032	6,293	13,250	2,153	2,871	13,250	(10,379)	0
531660 - NON ASSET COMPUTER EQUIPMENT	16,113	1,901	4,993	3,947	5,263	5,897	(634)	(904)
531700 - OTHER SUPPLIES	8,418	5,880	8,450	6,038	8,051	8,450	(399)	0
TOTAL OPERATING COSTS (52S AND 53S)	157,140	153,689	176,878	110,027	146,702	178,782	(32,080)	(1,904)
CAPITAL (54S)								
542500 - OTHER EQUIPMENT	0	1,350	0	0	0	0	0	0
TOTAL CAPITAL (54S)	0	1,350	0	0	0	0	0	0
TOTAL DEPARTMENT MANAGED COSTS	1,139,763	1,348,459	1,389,998	1,177,192	1,435,756	1,570,404	(134,648)	(180,406)
NON DEPARTMENT MANAGED COSTS								

2021 DEPARTMENT BUDGET/FORECAST REPORT - GENERAL FUND (100) / ORG - 7450 - CODE ENFORCEMENT
AS OF 7/31/2020/ (21.5 PayPeriods - 82.69% of Year Lapsed)

	YEAR OVER YEAR INFORMATION						YOY VARIANCE (100%)	
	2018 Actual	2019 Actual	2020 Budget	2020 YTD	2020 Run	2021 Commission Budget	2020 R V 2021 B	2020 B V 2021 B
ALLOCATED COSTS								
512700 - WORKER'S COMP ADMIN FEES	3,095	2,968	3,205	3,246	3,246	3,273	(27)	(68)
512701 - WORKERS COMP CLAIMS	0	0	0	833	1,111	529	582	(529)
522110 - DISPOSAL	267	164	240	157	209	200	9	40
522130 - CUSTODIAL SERVICES	4,560	4,208	3,430	4,895	6,526	3,058	3,468	372
522140 - LAWN CARE	250	606	692	455	606	576	30	116
522203 - VEHICLE REPAIRS- INSURANCE CLM	0	5,208	3,062	2,305	3,074	3,062	12	0
522218 - PEST CONTROL	231	23	90	68	90	75	15	15
523100 - INSURANCE, OTHER BENEFITS	11,573	12,690	15,740	14,819	15,740	23,087	(7,347)	(7,347)
523200 - COMMUNICATIONS - ALLOCATED	9,338	9,539	10,440	8,364	11,153	10,440	713	0
531210 - WATER/SEWER	416	177	1,050	382	509	875	(366)	175
531230 - ELECTRICITY	4,054	4,353	4,500	3,715	4,954	3,750	1,204	750
531520 - NATURAL GAS	1,201	1,786	2,500	1,245	1,660	2,083	(423)	417
TOTAL ALLOCATED COSTS	34,985	41,720	44,949	40,484	48,878	51,008	(2,130)	(6,059)
TOTAL NON DEPARTMENT MANAGED COSTS	34,985	41,720	44,949	40,484	48,878	51,008	(2,130)	(6,059)
TOTAL EXPENDITURES	1,174,748	1,390,179	1,434,947	1,217,677	1,484,634	1,621,412	(136,778)	(186,465)
INTERFUND TRANSFERS								
TRANSFERS FROM/TO								
TOTAL FUND REDUCTIONS	1,174,748	1,390,179	1,434,947	1,217,677	1,484,634	1,621,412	(136,778)	(186,465)

NOTES

- 2020 RUN =

  Revenues = Finance Forecast

  Expenses
  - Personnel = YTD Costs/Number of Payroll Periods completed * 26 (total payroll periods in a year)
  - Debt Service, Transfers from/To, Payments to Others, Worker's Comp Admin Fees, Insurance & Other Benefits = Budget unless YTD actual is greater
  - All other expenses = (YTD Costs / # months completed -1) * 12 months

CHEROKEE COUNTY BOARD OF COMMISSIONERS
CODE ENFORCEMENT
2021 HEADCOUNT

	2018 Budget				2019 Budget				2020 Budget				2021 Budget			
	FT	PT	SPT	Total	FT	PT	SPT	Total	FT	PT	SPT	Total	FT	PT	SPT	Total
ADMA - ADMINISTRATIVE ASSISTANT	1.00	0.00	0.00	1.00	1.00	0.00	0.00	1.00	1.00	0.00	0.00	1.00	1.00	0.00	0.00	1.00
CMED - CO MARSHAL 911 DIR	0.11	0.00	0.00	0.11	0.00	0.00	0.00	0.00	0.50	0.00	0.00	0.50	0.50	0.00	0.00	0.50
DPCM - DPTY CHIEF MARSHAL	0.00	0.00	0.00	0.00	1.00	0.00	0.00	1.00	1.00	0.00	0.00	1.00	1.00	0.00	0.00	1.00
DPMS - DEPUTY MARSHAL (CERT)	6.00	0.00	0.00	6.00	6.00	0.00	0.00	6.00	6.00	0.00	0.00	6.00	6.00	0.00	0.00	6.00
DTEH - DIR TRAIN EMA/HOMELAND SECUR	1.00	0.00	0.00	1.00	1.00	0.00	0.00	1.00	1.00	0.00	0.00	1.00	1.00	0.00	0.00	1.00
EXAS - EXECUTIVE ASSISTANT	1.00	0.00	0.00	1.00	1.00	0.00	0.00	1.00	1.00	0.00	0.00	1.00	1.00	0.00	0.00	1.00
LTCE - LIEUTENANT MARSHAL	1.00	0.00	0.00	1.00	1.00	0.00	0.00	1.00	1.00	0.00	0.00	1.00	1.00	0.00	0.00	1.00
MAJM - MAJOR MARSHAL	1.00	0.00	0.00	1.00	1.00	0.00	0.00	1.00	1.00	0.00	0.00	1.00	1.00	0.00	0.00	1.00
MJCE - MAJOR MARSHAL	1.00	0.00	0.00	1.00	0.00	0.00	0.00	0.00	0.00	0.00	0.00	0.00	0.00	0.00	0.00	0.00
SGTM - SERGEANT MARSHALL	1.00	0.00	0.00	1.00	2.00	0.00	0.00	2.00	2.00	0.00	0.00	2.00	2.00	0.00	0.00	2.00
Total	**13.11**	**0.00**	**0.00**	**13.11**	**14.00**	**0.00**	**0.00**	**14.00**	**14.50**	**0.00**	**0.00**	**14.50**	**14.50**	**0.00**	**0.00**	**14.50**

2021 DEPARTMENT BUDGET/FORECAST REPORT - GENERAL FUND (100) / ORG - 9000 - INTERFUND TRANSFERS
AS OF 7/31/2020/ (21.5 PayPeriods - 82.69% of Year Lapsed)

	YEAR OVER YEAR INFORMATION						YOY VARIANCE (100%)	
	2018 Actual	2019 Actual	2020 Budget	2020 YTD	2020 Run	2021 Commission Budget	2020 R V 2021 B	2020 B V 2021 B
INTERFUND TRANSFERS								
TRANSFERS FROM/TO								
611221 - TRANSFER TO SENIOR SERVICES	585,120	622,127	697,477	581,231	697,477	788,679	(91,202)	(91,202)
611225 - TRANSFER TO RECREATION FUND	1,364,392	1,491,954	1,582,635	1,318,863	1,582,635	1,767,162	(184,527)	(184,527)
611240 - TRANSFER TO TRANSPORTATION	395,235	384,863	435,011	310,280	435,011	103,425	331,586	331,586
611250 - TRANSFERS TO GRANT FUND	214,203	231,446	321,527	99,810	321,527	488,676	(167,149)	(167,149)
611252 - TRANSFERS TO ANIMAL SVC FUND	476,831	0	0	0	0	0	0	0
611375 - TRANS TO RRDA FUND	889,337	4,713,473	2,561,639	2,468,033	2,561,639	681,349	1,880,290	1,880,290
611580 - TRANSFER TO EMERGENCY MEDICAL	1,593,088	1,750,000	1,750,000	1,458,333	1,750,000	4,440,068	(2,690,068)	(2,690,068)
TOTAL TRANSFERS FROM/TO	5,518,206	9,193,863	7,348,289	6,236,549	7,348,289	8,269,359	(921,070)	(921,070)
TOTAL INTERFUND TRANSFERS	5,518,206	9,193,863	7,348,289	6,236,549	7,348,289	8,269,359	(921,070)	(921,070)
TOTAL FUND REDUCTIONS	5,518,206	9,193,863	7,348,289	6,236,549	7,348,289	8,269,359	(921,070)	(921,070)

NOTES

- 2020 RUN =

  Revenues = Finance Forecast

  Expenses
  - Personnel = YTD Costs/Number of Payroll Periods completed * 26 (total payroll periods in a year)
  - Debt Service, Transfers from/To, Payments to Others, Worker's Comp Admin Fees, Insurance & Other Benefits = Budget unless YTD actual is greater
  - All other expenses = (YTD Costs / # months completed -1) * 12 months

Fire Fund

2021 DEPARTMENT BUDGET/FORECAST REPORT - FIRE DISTRICT FUND (270)
AS OF 7/31/2020/ (21.5 PayPeriods - 82.69% of Year Lapsed)

	YEAR OVER YEAR INFORMATION						YOY VARIANCE (100%)	
	2018 Actual	2019 Actual	2020 Budget	2020 YTD	2020 Run	2021 Commission Budget	2020 R V 2021 B	2020 B V 2021 B
FIRE DISTRICT FUND (270)								
ALL FUNDING SOURCES								
TAXES								
311000 - PROPERTY TAXES - CURRENT YEAR	21,566,112	22,883,306	25,078,032	24,445,645	25,048,995	27,051,680	(2,002,685)	(1,973,648)
311120 - TIMBER	1,190	5,462	3,255	2,562	3,040	5,161	(2,121)	(1,906)
311200 - REAL PROPERTY-PRIOR YEAR	106,915	246,815	139,394	65,816	101,169	160,900	(59,731)	(21,506)
311310 - MOTOR VEHICLE	393,505	320,250	364,589	209,399	259,559	307,123	(47,564)	57,466
311311 - REDUCTION OF MV TAX	0	0	(127,606)	0	0	(67,021)	67,021	(60,585)
311315 - TAVT	1,207,674	1,170,000	1,200,000	900,000	1,200,000	0	1,200,000	1,200,000
311316 - ALTERNATIVE AD VALOREM TAX	9,786	11,083	8,000	0	8,000	10,000	(2,000)	(2,000)
311320 - MOBILE HOME	46,037	47,148	48,202	46,115	47,696	49,980	(2,284)	(1,778)
311340 - INTANGIBLES (REGULAR & RECORD)	574,539	626,103	525,000	693,677	824,927	625,000	199,927	(100,000)
311600 - REAL ESTATE TRANSFER	270,093	282,885	225,000	214,394	270,644	250,000	20,644	(25,000)
319110 - PENALITIES/INTEREST REAL PROP	21,365	28,995	25,000	35,923	40,734	30,000	10,734	(5,000)
TOTAL TAXES	24,197,214	25,622,047	27,488,866	26,613,530	27,804,764	28,422,823	(618,059)	(933,957)
INTERGOVT								
335200 - FOREST LAND PROTECTION GRANT	0	5,748	0	5,287	5,287	0	5,287	0
337000 - LOCAL GOV SHARED REV - CANTON	3,589,615	3,847,826	4,078,695	4,272,988	4,272,988	4,500,000	(227,012)	(421,305)
337010 - LOCAL GOV SHARED REV - HS	1,502,517	1,690,592	1,792,027	1,957,356	1,957,357	2,100,000	(142,643)	(307,973)
337011 - LOCAL GOV SHARED REV HS EQUIP	0	0	55,299	0	55,299	0	55,299	55,299
337020 - LOCAL GOV SHARED REV - BG	260,961	296,731	299,160	314,156	314,902	340,000	(25,098)	(40,840)
337030 - LOCAL GOV SHARED REV - NELSON	88,124	91,858	90,100	96,786	96,786	95,000	1,786	(4,900)
337040 - LOCAL GOV SHARED REV - WALESKA	0	0	0	0	0	35,000	(35,000)	(35,000)
TOTAL INTERGOVT	5,441,217	5,932,754	6,315,281	6,646,573	6,702,619	7,070,000	(367,381)	(754,719)
CHARGES FOR SVCS								
341951 - OTHER REVENUE	4,267	5,300	5,000	2,175	3,005	5,000	(1,995)	0
342214 - SPECIAL SERVICES	1,307	2,356	0	1,247	1,247	2,000	(753)	(2,000)
342250 - FIRE INSPECTION FEE	70,928	64,969	65,000	73,279	84,109	65,000	19,109	0
TOTAL CHARGES FOR SVCS	76,502	72,625	70,000	76,701	88,361	72,000	16,361	(2,000)

2021 DEPARTMENT BUDGET/FORECAST REPORT - FIRE DISTRICT FUND (270)
AS OF 7/31/2020/ (21.5 PayPeriods - 82.69% of Year Lapsed)

	YEAR OVER YEAR INFORMATION						YOY VARIANCE (100%)	
	2018 Actual	2019 Actual	2020 Budget	2020 YTD	2020 Run	2021 Commission Budget	2020 R V 2021 B	2020 B V 2021 B
INVSMT REVENUE								
361000 - INTEREST REVENUES	164,344	335,483	250,000	173,290	177,290	50,000	127,290	200,000
TOTAL INVSMT REVENUE	164,344	335,483	250,000	173,290	177,290	50,000	127,290	200,000
MISC REVENUE								
381000 - RENTS AND ROYALTIES	0	0	0	1,800	0	0	0	0
383010 - MISCELLANEOUS REIMBURSEMENTS	0	3,000	0	1,816	3,616	0	3,616	0
TOTAL MISC REVENUE	0	3,000	0	3,616	3,616	0	3,616	0
CONTRIBUTIONS								
371000 - CONTRIBUTIONS AND DONATIONS	0	0	7,000	7,000	7,000	0	7,000	7,000
TOTAL CONTRIBUTIONS	0	0	7,000	7,000	7,000	0	7,000	7,000
SALE OF ASSETS								
392100 - SALE OF ASSETS	3,261	4,124	0	297,641	297,641	0	297,641	0
TOTAL SALE OF ASSETS	3,261	4,124	0	297,641	297,641	0	297,641	0
BOND/DEBT PROCEEDS								
393600 - INSURANCE RECOVERY	0	16,608	0	46,710	46,710	0	46,710	0
TOTAL BOND/DEBT PROCEEDS	0	16,608	0	46,710	46,710	0	46,710	0
USE OF RESERVES								
389000 - USE OF RESERVES	0	0	566,227	0	0	2,159,107	0	0
TOTAL USE OF RESERVES	0	0	566,227	0	0	2,159,107	0	0
TOTAL ALL FUNDING SOURCES	29,882,539	31,986,641	34,697,374	33,865,060	35,128,001	37,773,930	(2,645,929)	(3,076,556)

EXPENDITURES

DEPARTMENT MANAGED COSTS

2021 DEPARTMENT BUDGET/FORECAST REPORT - FIRE DISTRICT FUND (270)
AS OF 7/31/2020/ (21.5 PayPeriods - 82.69% of Year Lapsed)

	YEAR OVER YEAR INFORMATION						YOY VARIANCE (100%)	
	2018 Actual	2019 Actual	2020 Budget	2020 YTD	2020 Run	2021 Commission Budget	2020 R V 2021 B	2020 B V 2021 B
PERSONNEL (ALL 51S EXCEPT WC)								
511100 - REGULAR EMPLOYEES	15,469,862	16,750,788	18,671,693	14,662,842	17,731,809	20,525,167	(2,793,358)	(1,853,474)
511102 - SALARIES/ COURT SERVICE	193	314	0	501	606	0	606	0
511103 - WORKED HOLIDAY	466,612	509,018	455,260	494,095	597,511	579,528	17,983	(124,268)
511115 - PERFECT ATTENDANCE	87,241	90,801	98,468	90,542	98,468	107,460	(8,992)	(8,992)
511116 - SHORT TERM DISABILITY PAY	4,391	16,833	0	0	0	0	0	0
511117 - SPECIAL EVENTS	2,107	4,842	0	1,737	2,101	0	2,101	0
511121 - PAID LEAVE	0	0	0	77,051	93,177	0	93,177	0
511200 - PART TIME/TEMP EMPLOYEES	23,536	0	10,300	0	0	16,200	(16,200)	(5,900)
511300 - OVERTIME	840,134	827,328	797,735	767,623	928,288	878,580	49,708	(80,845)
TOTAL COMPENSATION	16,894,075	18,199,925	20,033,456	16,094,390	19,451,959	22,106,935	(2,654,976)	(2,073,479)
512101 - GROUP INSURANCE - HEALTH	2,626,640	3,025,044	2,876,982	2,678,095	3,238,627	4,329,895	(1,091,268)	(1,452,913)
512102 - GROUP INSURANCE - LIFE	21,508	20,159	21,623	17,535	21,205	23,401	(2,196)	(1,778)
512103 - GROUP INSURANCE - DENTAL	82,683	86,652	88,314	79,373	95,986	108,133	(12,147)	(19,819)
512104 - GROUP INSURANCE-LONG TERM DIS	39,733	44,211	47,383	38,419	46,460	50,242	(3,782)	(2,859)
512105 - GROUP INSURANCE-SHORT TERM DIS	8,673	8,656	9,385	7,475	9,040	9,685	(645)	(300)
512106 - EMPLOYEE ASSISTANCE PROGRAM	1,495	2,751	2,987	2,376	2,873	3,080	(207)	(93)
512402 - RETIREMENT CONTRIBUTION/401A	16,335	16,825	0	15,597	18,861	0	18,861	0
512403 - DEFINED BENEFIT PLAN	1,826,815	2,469,160	3,003,473	2,366,071	2,861,295	3,534,750	(673,455)	(531,277)
TOTAL BENEFITS	4,623,882	5,673,458	6,050,147	5,204,940	6,294,346	8,059,186	(1,764,840)	(2,009,039)
512200 - SOCIAL SECURITY (FICA) CONT	972,705	1,048,865	1,242,074	928,909	1,123,332	1,370,629	(247,297)	(128,555)
512300 - MEDICARE	227,488	245,375	290,485	217,427	262,935	320,550	(57,615)	(30,065)
TOTAL PAYROLL TAXES	1,200,193	1,294,239	1,532,559	1,146,336	1,386,267	1,691,179	(304,912)	(158,620)
512600 - UNEMPLOYMENT INSURANCE	0	0	0	990	1,197	0	1,197	0
512900 - OTHER EMPLOYEE BENEFITS	0	600	0	0	0	0	0	0
TOTAL OTHER PERSONEL RELATED COSTS	0	600	0	990	1,197	0	1,197	0
TOTAL PERSONNEL (ALL 51S EXCEPT WC)	22,718,150	25,168,222	27,616,162	22,446,657	27,133,770	31,857,300	(4,723,530)	(4,241,138)

2021 DEPARTMENT BUDGET/FORECAST REPORT - FIRE DISTRICT FUND (270)
AS OF 7/31/2020/ (21.5 PayPeriods - 82.69% of Year Lapsed)

	YEAR OVER YEAR INFORMATION						YOY VARIANCE (100%)	
	2018 Actual	2019 Actual	2020 Budget	2020 YTD	2020 Run	2021 Commission Budget	2020 R V 2021 B	2020 B V 2021 B
OPERATING COSTS (52S AND 53S)								
521200 - PROFESSIONAL SERVICES	107,673	122,195	130,273	114,120	152,160	140,188	11,972	(9,915)
521214 - PROF SVCS - LEGAL	6,400	12,325	28,000	2,265	3,021	28,000	(24,979)	0
521260 - PROFESSIONAL SERVICE-MEDICAL	132,070	170,194	139,150	27,881	37,175	161,485	(124,310)	(22,335)
521300 - TECHNICAL	350	190	10,808	6,634	8,845	10,458	(1,613)	350
522118 - DISPOSAL-SHREDDING	1,560	2,010	2,800	2,107	2,809	900	1,909	1,900
522200 - REPAIRS AND MAINTENANCE	12,448	504,037	28,427	21,921	29,228	39,952	(10,724)	(11,525)
522202 - VEHICLE MAINTENANCE	588,099	475,261	517,056	344,285	459,046	524,706	(65,660)	(7,650)
522203 - VEHICLE REPAIRS- INSURANCE CLM	2,000	5,508	0	47,010	62,680	0	62,680	0
522209 - BUILDING/GROUNDS PROP MGMT	106,026	205,724	0	143,817	191,757	0	191,757	0
522210 - AIR PACKS	12,716	37,086	30,000	62,324	83,099	30,000	53,099	0
522211 - BACK FLOW TEST	0	63	3,980	0	0	3,980	(3,980)	0
522212 - BUILDING/GROUNDS	188,701	234,160	250,757	26,720	35,627	455,500	(419,873)	(204,743)
522213 - BREATHING AIR	11,144	11,687	12,615	16,038	21,384	12,615	8,769	0
522214 - FIRE EXTINGUISHERS	2,253	4,927	2,955	0	0	2,955	(2,955)	0
522215 - GENERATORS	4,685	2,544	17,700	1,262	1,683	17,700	(16,017)	0
522216 - HYDRAULIC RESCUE	14,326	16,200	17,909	18,315	24,420	17,909	6,511	0
522217 - NON-FIRE EQUIPMENT	3,929	4,719	7,000	1,384	1,846	7,000	(5,154)	0
522219 - RADIOS	10,198	10,680	15,333	11,212	14,949	18,933	(3,984)	(3,600)
522220 - SMALL FIRE TOOLS	257	155	2,700	723	964	2,700	(1,736)	0
522222 - PUBLIC CPR EXPENSE	0	4,882	6,250	2,671	3,561	6,250	(2,689)	0
522223 - BUNKER GEAR MAINTENANCE	0	0	0	0	0	7,700	(7,700)	(7,700)
522310 - RENTAL OF LAND AND BUILDINGS	0	0	1,000	0	0	0	0	1,000
522320 - RENTAL OF EQUIPMENT AND VEHICL	9,691	6,163	15,218	6,723	8,964	15,718	(6,754)	(500)
523110 - INSURANCE DEDUCTIBLES	28,986	1,258	0	1,139	1,518	0	1,518	0
523201 - CELL PHONE	94,978	101,091	94,088	61,306	81,742	84,400	(2,658)	9,688
523250 - POSTAGE	995	1,236	2,372	1,498	1,998	2,147	(149)	225
523300 - ADVERTISING	0	0	2,200	0	0	2,100	(2,100)	100
523400 - PRINTING AND BINDING	4,168	6,701	9,058	2,555	3,407	10,008	(6,601)	(950)
523500 - TRAVEL	55,359	29,978	94,531	32,955	43,940	94,606	(50,666)	(75)
523600 - DUES AND FEES	15,733	31,444	19,428	17,572	23,429	57,664	(34,235)	(38,236)
523700 - EDUCATION AND TRAINING	33,435	47,865	72,697	42,819	57,092	108,687	(51,595)	(35,990)
523800 - LICENSES	28,483	70,451	124,946	27,745	36,993	50,806	(13,813)	74,140
523900 - OTHER PURCHASED SERVICES	34,116	24,272	71,444	21,498	28,664	71,444	(42,780)	0
531100 - GENERAL SUPPLIES AND MATERIALS	255,150	271,562	220,622	166,167	221,555	226,917	(5,362)	(6,295)
531101 - GEN SUPPLIES/ WEAPONS & AMMUNI	0	0	600	436	582	180	402	420
531240 - BOTTLED GAS	27,702	23,111	25,050	17,689	23,585	25,050	(1,465)	0
531270 - GASOLINE	292,386	309,575	258,767	179,963	239,951	274,267	(34,316)	(15,500)
531300 - FOOD	13,001	9,941	8,650	5,489	7,318	10,100	(2,782)	(1,450)
531400 - BOOKS AND PERIODICALS	31,873	58,704	50,991	22,196	29,595	46,191	(16,596)	4,800

2021 DEPARTMENT BUDGET/FORECAST REPORT - FIRE DISTRICT FUND (270)
AS OF 7/31/2020/ (21.5 PayPeriods - 82.69% of Year Lapsed)

	YEAR OVER YEAR INFORMATION						YOY VARIANCE (100%)	
	2018 Actual	2019 Actual	2020 Budget	2020 YTD	2020 Run	2021 Commission Budget	2020 R V 2021 B	2020 B V 2021 B
531600 - SMALL EQUIPMENT	134,451	117,959	233,890	118,889	158,519	228,545	(70,026)	5,345
531610 - FIRE HOSE	21,142	46,238	55,000	55,730	74,306	55,000	19,306	0
531611 - LAWN EQUIPMENT	2,385	5,767	9,930	3,109	4,145	9,930	(5,785)	0
531612 - MOBILE RADIOS	6,124	0	20,100	1,518	2,024	24,500	(22,476)	(4,400)
531615 - PORTABLE RADIOS	0	1,555	58,300	7,277	9,703	48,800	(39,097)	9,500
531616 - PROJECTS	4,595	2,825	7,000	2,800	3,733	7,000	(3,267)	0
531617 - SCBA	130,121	141,086	142,000	144,028	192,038	153,400	38,638	(11,400)
531618 - SMALL TOOLS AND APPLIANCES	14,078	14,803	23,249	6,134	8,178	23,249	(15,071)	0
531619 - FIRE LADDERS	16,460	15,719	20,800	17,235	22,980	3,500	19,480	17,300
531620 - OFFICE FURNITURE/FURNISHINGS	49,801	52,507	84,000	55,944	74,592	69,500	5,092	14,500
531650 - OTHER MISCELLANEOUS EQUIPMENT	40,393	20,247	60,000	6,915	9,220	60,000	(50,780)	0
531660 - NON ASSET COMPUTER EQUIPMENT	71,937	107,272	167,238	116,224	154,966	194,938	(39,972)	(27,700)
531700 - OTHER SUPPLIES	578	2,297	32,069	9,214	12,285	2,000	10,285	30,069
531710 - BUNKER GEAR	158,692	236,519	191,312	43,714	58,285	219,931	(161,646)	(28,619)
531711 - EMS SUPPLIES	38,605	50,770	45,000	20,394	27,192	45,000	(17,808)	0
531712 - UNIFORMS	266,407	304,438	308,043	217,711	290,281	337,650	(47,369)	(29,607)
TOTAL OPERATING COSTS (52S AND 53S)	3,086,660	3,937,900	3,753,306	2,285,278	3,047,037	4,052,159	(1,005,122)	(298,853)
CAPITAL (54S)								
541300 - BUILDINGS	337,405	0	0	0	0	0	0	0
542200 - VEHICLES	140,962	0	0	0	0	0	0	0
542400 - COMPUTERS	0	0	0	21,568	28,757	0	28,757	0
542500 - OTHER EQUIPMENT	114,552	112,972	76,299	(32,877)	(43,836)	0	(43,836)	76,299
TOTAL CAPITAL (54S)	592,918	112,972	76,299	(11,309)	(15,079)	0	(15,079)	76,299
DEBT SERVICE								
TOTAL DEPARTMENT MANAGED COSTS	26,397,728	29,219,094	31,445,767	24,720,625	30,165,728	35,909,459	(5,743,731)	(4,463,692)
NON DEPARTMENT MANAGED COSTS								

2021 DEPARTMENT BUDGET/FORECAST REPORT - FIRE DISTRICT FUND (270)
AS OF 7/31/2020/ (21.5 PayPeriods - 82.69% of Year Lapsed)

	YEAR OVER YEAR INFORMATION						YOY VARIANCE (100%)	
	2018 Actual	2019 Actual	2020 Budget	2020 YTD	2020 Run	2021 Commission Budget	2020 R V 2021 B	2020 B V 2021 B
ALLOCATED COSTS								
512700 - WORKER'S COMP ADMIN FEES	67,522	70,536	66,490	67,327	67,327	72,166	(4,839)	(5,676)
512701 - WORKERS COMP CLAIMS	134,823	330,978	202,489	339,127	452,169	226,703	225,466	(24,214)
522110 - DISPOSAL	11,478	12,168	16,199	9,863	13,151	16,199	(3,048)	0
522130 - CUSTODIAL SERVICES	20,657	38,712	40,938	34,130	45,507	43,804	1,703	(2,866)
522140 - LAWN CARE	72,293	72,296	73,367	55,673	74,230	73,367	863	0
522218 - PEST CONTROL	5,812	6,222	6,614	4,759	6,345	6,614	(269)	0
523100 - INSURANCE, OTHER BENEFITS	141,821	143,684	140,555	147,657	147,657	171,406	(23,749)	(30,851)
523200 - COMMUNICATIONS - ALLOCATED	184,729	204,018	203,580	188,904	251,872	225,600	26,272	(22,020)
523920 - DOCUMENT SERVICES	8,161	8,368	8,141	8,059	10,746	8,595	2,151	(454)
530000 - COMMISSIONS	408,778	422,879	410,000	421,626	562,168	440,000	122,168	(30,000)
531210 - WATER/SEWER	50,016	54,228	60,014	45,438	60,584	64,618	(4,034)	(4,604)
531230 - ELECTRICITY	259,696	267,355	287,897	210,798	281,063	291,925	(10,862)	(4,028)
531520 - NATURAL GAS	52,729	53,145	78,326	39,546	52,728	79,326	(26,598)	(1,000)
TOTAL ALLOCATED COSTS	1,418,514	1,684,588	1,594,610	1,572,907	2,025,548	1,720,323	305,225	(125,713)
TOTAL NON DEPARTMENT MANAGED COSTS	1,418,514	1,684,588	1,594,610	1,572,907	2,025,548	1,720,323	305,225	(125,713)
TOTAL EXPENDITURES	27,816,242	30,903,682	33,040,377	26,293,533	32,191,276	37,629,782	(5,438,506)	(4,589,405)
INTERFUND TRANSFERS								
TRANSFERS FROM/TO								
611100 - TRANSFERS TO GENERAL FUND	109,221	137,284	137,284	114,403	137,284	144,148	(6,864)	(6,864)
611323 - TRANSFER TO SPLOST '12	2,063,165	0	0	0	0	0	0	0
611580 - TRANSFER TO EMERGENCY MEDICAL	541,603	947,058	1,519,713	1,266,428	1,519,713	0	1,519,713	1,519,713
TOTAL TRANSFERS FROM/TO	2,713,989	1,084,342	1,656,997	1,380,831	1,656,997	144,148	1,512,849	1,512,849
TOTAL INTERFUND TRANSFERS	2,713,989	1,084,342	1,656,997	1,380,831	1,656,997	144,148	1,512,849	1,512,849
TOTAL FUND REDUCTIONS	30,530,231	31,988,024	34,697,374	27,674,363	33,848,273	37,773,930	(3,925,657)	(3,076,556)

2021 DEPARTMENT BUDGET/FORECAST REPORT - FIRE DISTRICT FUND (270)
AS OF 7/31/2020/ (21.5 PayPeriods - 82.69% of Year Lapsed)

YEAR OVER YEAR INFORMATION						YOY VARIANCE (100%)	
2018 Actual	2019 Actual	2020 Budget	2020 YTD	2020 Run	2021 Commission Budget	2020 R V 2021 B	2020 B V 2021 B

Fund Balance

BOY Balance		2020 FY Run Rate Sources		2020 FY Run Rate Uses		Expected EOY 2020 Balance	Expected SOY 2021		2021 Budget Sources		2021 Budget Uses		Expected EOY 2021
6,625,003	+	35,128,001	-	33,848,273	=	7,904,730	7,904,730	+	35,614,823	-	37,773,930	=	5,745,623

NOTES

- 2020 RUN =

  Revenues = Finance Forecast

  Expenses
  - Personnel = YTD Costs/Number of Payroll Periods completed * 26 (total payroll periods in a year)
  - Debt Service, Transfers from/To, Payments to Others, Worker's Comp Admin Fees, Insurance & Other Benefits = Budget unless YTD actual is greater
  - All other expenses = (YTD Costs / # months completed -1) * 12 months

CHEROKEE COUNTY BOARD OF COMMISSIONERS
FIRE DISTRICT FUND
2021 HEADCOUNT

		2018 Budget				2019 Budget				2020 Budget				2021 Budget			
		FT	PT	SPT	Total	FT	PT	SPT	Total	FT	PT	SPT	Total	FT	PT	SPT	Total
FIRE ADMINISTRATION (3510)	ADMA - ADMINISTRATIVE ASSISTANT	1.00	0.00	0.00	1.00	1.00	0.00	0.00	1.00	1.00	0.00	0.00	1.00	1.00	0.00	0.00	1.00
	ADOC - ADMIN OFFICE CLERK	1.00	0.00	0.00	1.00	1.00	0.00	0.00	1.00	1.00	0.00	0.00	1.00	1.00	0.00	0.00	1.00
	ARIN - ARSON INVESTIGATOR	2.00	0.00	0.00	2.00	2.00	0.00	0.00	2.00	2.00	0.00	0.00	2.00	0.00	0.00	0.00	0.00
	BATC - BATTALION CHIEF	0.00	0.00	0.00	0.00	0.00	0.00	0.00	0.00	0.00	0.00	0.00	0.00	1.00	0.00	0.00	1.00
	DBGA - DB GIS ANALYST	1.00	0.00	0.00	1.00	1.00	0.00	0.00	1.00	1.00	0.00	0.00	1.00	0.00	0.00	0.00	0.00
	DVCF - DIVISION CHIEF	3.00	0.00	0.00	3.00	2.00	0.00	0.00	2.00	2.00	0.00	0.00	2.00	2.00	0.00	0.00	2.00
	EXAF - EXEC ASSISTANT FIRE	1.00	0.00	0.00	1.00	1.00	0.00	0.00	1.00	1.00	0.00	0.00	1.00	1.00	0.00	0.00	1.00
	FINV - FIRE INVESTIGATOR	0.00	0.00	0.00	0.00	0.00	0.00	0.00	0.00	0.00	0.00	0.00	0.00	1.00	0.00	0.00	1.00
	FRCF - FIRE CHIEF	1.00	0.00	0.00	1.00	1.00	0.00	0.00	1.00	1.00	0.00	0.00	1.00	1.00	0.00	0.00	1.00
	FREQ - FIRE EQUIPMENT SUPPLY	1.00	0.00	0.00	1.00	1.00	0.00	0.00	1.00	1.00	0.00	0.00	1.00	1.00	0.00	0.00	1.00
	GISD - GIS/ CAD SPECIALIST	0.00	0.00	0.00	0.00	0.00	0.00	0.00	0.00	0.00	0.00	0.00	0.00	1.00	0.00	0.00	1.00
	HRAS - HR ASSISTANT	1.00	0.00	0.00	1.00	1.00	0.00	0.00	1.00	1.00	0.00	0.00	1.00	1.00	0.00	0.00	1.00
	HRF - HR SPECIALIST	1.00	0.00	0.00	1.00	1.00	0.00	0.00	1.00	1.00	0.00	0.00	1.00	1.00	0.00	0.00	1.00
	HRSP - HR SPECIALIST	1.00	0.00	0.00	1.00	1.00	0.00	0.00	1.00	1.00	0.00	0.00	1.00	1.00	0.00	0.00	1.00
	LOGM - LOGISTICS MANAGER	1.00	0.00	0.00	1.00	1.00	0.00	0.00	1.00	1.00	0.00	0.00	1.00	1.00	0.00	0.00	1.00
	MINV - MGR OF INVESTIGATIONS	0.00	0.00	0.00	0.00	0.00	0.00	0.00	0.00	0.00	0.00	0.00	0.00	1.00	0.00	0.00	1.00
	MNTF - MAINTENANCE TECH FIRE DEPT	1.00	0.00	0.00	1.00	1.00	0.00	0.00	1.00	0.00	0.00	0.00	0.00	0.00	0.00	0.00	0.00
	PAOF - PUBLIC AFFAIRS OFFICER	1.00	0.00	0.00	1.00	1.00	0.00	0.00	1.00	1.00	0.00	0.00	1.00	1.00	0.00	0.00	1.00
	PT - PART-TIME	0.00	1.00	0.00	1.00	0.00	1.00	0.00	1.00	0.00	1.00	0.00	1.00	0.00	1.00	0.00	1.00
	WRHS - WAREHOUSE SPECIALIST - FIRE	1.00	0.00	0.00	1.00	1.00	0.00	0.00	1.00	2.00	0.00	0.00	2.00	2.00	0.00	0.00	2.00
	Total	**18.00**	**1.00**	**0.00**	**19.00**	**17.00**	**1.00**	**0.00**	**18.00**	**17.00**	**1.00**	**0.00**	**18.00**	**18.00**	**1.00**	**0.00**	**19.00**

		2018 Budget				2019 Budget				2020 Budget				2021 Budget			
		FT	PT	SPT	Total	FT	PT	SPT	Total	FT	PT	SPT	Total	FT	PT	SPT	Total
FIRE MARSHAL (3515)	DPFM - DEPUTY FIRE MARSHAL	1.00	0.00	0.00	1.00	0.00	0.00	0.00	0.00	0.00	0.00	0.00	0.00	0.00	0.00	0.00	0.00
	FRMS - FIRE MARSHAL	1.00	0.00	0.00	1.00	1.00	0.00	0.00	1.00	1.00	0.00	0.00	1.00	1.00	0.00	0.00	1.00
	INSP - FIRE INSPECTOR	1.00	0.00	0.00	1.00	3.00	0.00	0.00	3.00	5.00	0.00	0.00	5.00	5.00	0.00	0.00	5.00
	PLEX - PLANS EXAMINER - FIRE	1.00	0.00	0.00	1.00	1.00	0.00	0.00	1.00	1.00	0.00	0.00	1.00	1.00	0.00	0.00	1.00
	Total	**4.00**	**0.00**	**0.00**	**4.00**	**5.00**	**0.00**	**0.00**	**5.00**	**7.00**	**0.00**	**0.00**	**7.00**	**7.00**	**0.00**	**0.00**	**7.00**
FIRE FIGHTING (3520)	BATC - BATTALION CHIEF	10.00	0.00	0.00	10.00	10.00	0.00	0.00	10.00	10.00	0.00	0.00	10.00	10.00	0.00	0.00	10.00
	BCSS - BATTALION CHIEF SHIFT SUPERV	3.00	0.00	0.00	3.00	3.00	0.00	0.00	3.00	3.00	0.00	0.00	3.00	3.00	0.00	0.00	3.00
	CAPF - CAPTAIN FIRE	15.00	0.00	0.00	15.00	16.00	0.00	0.00	16.00	16.00	0.00	0.00	16.00	17.00	0.00	0.00	17.00
	FAOP - FIRE APPARATUS OPERATOR	48.00	0.00	0.00	48.00	50.00	0.00	0.00	50.00	49.00	0.00	0.00	49.00	66.00	0.00	0.00	66.00
	FAPA - FIRE APPARATUS OPER PARAMEDIC	20.00	0.00	0.00	20.00	23.00	0.00	0.00	23.00	27.00	0.00	0.00	27.00	22.00	0.00	0.00	22.00
	FF - FIREFIGHTER	36.00	0.00	0.00	36.00	33.00	0.00	0.00	33.00	40.00	0.00	0.00	40.00	54.00	0.00	0.00	54.00
	FFEL - FIREFIGHTER ENTRY LEVEL	21.00	0.00	0.00	21.00	46.00	0.00	0.00	46.00	43.00	0.00	0.00	43.00	22.00	0.00	0.00	22.00
	FFPA - FIREFIGHTER PARAMEDIC	5.00	0.00	0.00	5.00	3.00	0.00	0.00	3.00	2.00	0.00	0.00	2.00	4.00	0.00	0.00	4.00
	LTFE - LIEUTENANT - FIRE	39.00	0.00	0.00	39.00	39.00	0.00	0.00	39.00	39.00	0.00	0.00	39.00	39.00	0.00	0.00	39.00
	PTFE - PT FIREFIGHTER ENTRY LEVEL	0.00	2.00	0.00	2.00	0.00	2.00	0.00	2.00	0.00	0.00	0.00	0.00	0.00	0.00	0.00	0.00
	SGTF - SERGEANT FIRE	74.00	0.00	0.00	74.00	66.00	0.00	0.00	66.00	66.00	0.00	0.00	66.00	68.00	0.00	0.00	68.00
	Total	**271.00**	**2.00**	**0.00**	**273.00**	**289.00**	**2.00**	**0.00**	**291.00**	**295.00**	**0.00**	**0.00**	**295.00**	**305.00**	**0.00**	**0.00**	**305.00**
FIRE PREVENTION (3530)	FSE1 - FIRE SAFETY EDUCATOR	0.00	0.00	0.00	0.00	3.00	0.00	0.00	3.00	2.00	0.00	0.00	2.00	2.00	0.00	0.00	2.00
	FSE2 - FIRE SAFETY EDUCATOR II	1.00	0.00	0.00	1.00	0.00	0.00	0.00	0.00	0.00	0.00	0.00	0.00	0.00	0.00	0.00	0.00
	SFRE - SR FIRE SAFETY EDUCATOR	1.00	0.00	0.00	1.00	0.00	0.00	0.00	0.00	1.00	0.00	0.00	1.00	1.00	0.00	0.00	1.00
	Total	**2.00**	**0.00**	**0.00**	**2.00**	**3.00**	**0.00**	**0.00**	**3.00**	**3.00**	**0.00**	**0.00**	**3.00**	**3.00**	**0.00**	**0.00**	**3.00**
FIRE INFORMATION TECHNOLOGY (3535)	SSS1 - SYSTEMS SUPPORT SPECIALIST I	1.00	0.00	0.00	1.00	2.00	0.00	0.00	2.00	3.00	0.00	0.00	3.00	3.00	0.00	0.00	3.00
	SYIM - SYSTEMS INFORMATION MANAGER	1.00	0.00	0.00	1.00	1.00	0.00	0.00	1.00	1.00	0.00	0.00	1.00	1.00	0.00	0.00	1.00
	Total	**2.00**	**0.00**	**0.00**	**2.00**	**3.00**	**0.00**	**0.00**	**3.00**	**4.00**	**0.00**	**0.00**	**4.00**	**4.00**	**0.00**	**0.00**	**4.00**

		2018 Budget				2019 Budget				2020 Budget				2021 Budget			
		FT	PT	SPT	Total	FT	PT	SPT	Total	FT	PT	SPT	Total	FT	PT	SPT	Total
FIRE TRAINING (3540)	ADMA - ADMINISTRATIVE ASSISTANT	1.00	0.00	0.00	1.00	1.00	0.00	0.00	1.00	1.00	0.00	0.00	1.00	1.00	0.00	0.00	1.00
	BATC - BATTALION CHIEF	0.00	0.00	0.00	0.00	0.00	0.00	0.00	0.00	1.00	0.00	0.00	1.00	1.00	0.00	0.00	1.00
	CAPF - CAPTAIN FIRE	1.00	0.00	0.00	1.00	1.00	0.00	0.00	1.00	0.00	0.00	0.00	0.00	0.00	0.00	0.00	0.00
	DVCF - DIVISION CHIEF	1.00	0.00	0.00	1.00	1.00	0.00	0.00	1.00	1.00	0.00	0.00	1.00	1.00	0.00	0.00	1.00
	FHSO - FIRE HEALTH/SAFTY	0.00	0.00	0.00	0.00	1.00	0.00	0.00	1.00	1.00	0.00	0.00	1.00	1.00	0.00	0.00	1.00
	FTCV - FIRE TRAINING COORD VOLUT OPER	0.00	0.00	0.00	0.00	1.00	0.00	0.00	1.00	1.00	0.00	0.00	1.00	1.00	0.00	0.00	1.00
	LTFE - LIEUTENANT - FIRE	1.00	0.00	0.00	1.00	1.00	0.00	0.00	1.00	1.00	0.00	0.00	1.00	0.00	0.00	0.00	0.00
	PTSO - PTSAFETY OFFICER FIRE/EMA	0.00	1.00	0.00	1.00	0.00	0.00	0.00	0.00	0.00	0.00	0.00	0.00	0.00	0.00	0.00	0.00
	TROF - TRAINING OFFICER	2.00	0.00	0.00	2.00	3.00	0.00	0.00	3.00	3.00	0.00	0.00	3.00	4.00	0.00	0.00	4.00
	Total	**6.00**	**1.00**	**0.00**	**7.00**	**9.00**	**0.00**	**0.00**	**9.00**	**9.00**	**0.00**	**0.00**	**9.00**	**9.00**	**0.00**	**0.00**	**9.00**
Total		**303.00**	**4.00**	**0.00**	**307.00**	**326.00**	**3.00**	**0.00**	**329.00**	**335.00**	**1.00**	**0.00**	**336.00**	**346.00**	**1.00**	**0.00**	**347.00**

2021 DEPARTMENT BUDGET/FORECAST REPORT - FIRE DISTRICT FUND (270) / ORG - 3510 - FIRE ADMINISTRATION
AS OF 7/31/2020/ (21.5 PayPeriods - 82.69% of Year Lapsed)

	YEAR OVER YEAR INFORMATION						YOY VARIANCE (100%)	
	2018 Actual	2019 Actual	2020 Budget	2020 YTD	2020 Run	2021 Commission Budget	2020 R V 2021 B	2020 B V 2021 B
FIRE DISTRICT FUND (270)								
FIRE ADMINISTRATION								
EXPENDITURES								
DEPARTMENT MANAGED COSTS								
PERSONNEL (ALL 51S EXCEPT WC)								
511100 - REGULAR EMPLOYEES	1,058,921	1,139,633	1,095,186	934,819	1,130,479	1,291,784	(161,305)	(196,598)
511103 - WORKED HOLIDAY	3,171	839	2,060	503	608	1,296	(688)	764
511115 - PERFECT ATTENDANCE	7,038	7,326	7,519	8,484	8,484	9,180	(696)	(1,661)
511117 - SPECIAL EVENTS	0	430	0	0	0	0	0	0
511121 - PAID LEAVE	0	0	0	12,055	14,578	0	14,578	0
511200 - PART TIME/TEMP EMPLOYEES	4,128	0	10,300	0	0	16,200	(16,200)	(5,900)
511300 - OVERTIME	23,619	20,527	26,780	27,719	33,520	30,240	3,280	(3,460)
TOTAL COMPENSATION	1,096,876	1,168,756	1,141,845	983,579	1,187,669	1,348,700	(161,031)	(206,855)
512101 - GROUP INSURANCE - HEALTH	120,391	139,810	134,940	131,737	159,310	212,654	(53,344)	(77,714)
512102 - GROUP INSURANCE - LIFE	1,442	1,281	1,319	1,090	1,318	1,331	(13)	(12)
512103 - GROUP INSURANCE - DENTAL	4,370	4,566	4,716	4,146	5,013	5,529	(516)	(813)
512104 - GROUP INSURANCE-LONG TERM DIS	2,656	2,785	2,864	2,344	2,835	2,920	(85)	(56)
512105 - GROUP INSURANCE-SHORT TERM DIS	511	463	480	396	479	481	(2)	(1)
512106 - EMPLOYEE ASSISTANCE PROGRAM	83	147	153	126	152	153	(1)	0
512403 - DEFINED BENEFIT PLAN	217,973	161,567	169,732	146,762	177,479	213,200	(35,721)	(43,468)
TOTAL BENEFITS	347,427	310,618	314,204	286,601	346,587	436,268	(89,681)	(122,064)
512200 - SOCIAL SECURITY (FICA) CONT	64,058	67,867	70,794	56,520	68,350	83,619	(15,269)	(12,825)
512300 - MEDICARE	14,981	15,947	16,557	13,401	16,206	19,557	(3,351)	(3,000)
TOTAL PAYROLL TAXES	79,040	83,814	87,351	69,921	84,556	103,176	(18,620)	(15,825)
TOTAL PERSONNEL (ALL 51S EXCEPT WC)	1,523,343	1,563,187	1,543,400	1,340,101	1,618,812	1,888,144	(269,332)	(344,744)

2021 DEPARTMENT BUDGET/FORECAST REPORT - FIRE DISTRICT FUND (270) / ORG - 3510 - FIRE ADMINISTRATION
AS OF 7/31/2020/ (21.5 PayPeriods - 82.69% of Year Lapsed)

	YEAR OVER YEAR INFORMATION						YOY VARIANCE (100%)	
	2018 Actual	2019 Actual	2020 Budget	2020 YTD	2020 Run	2021 Commission Budget	2020 R V 2021 B	2020 B V 2021 B
OPERATING COSTS (52S AND 53S)								
521200 - PROFESSIONAL SERVICES	44	0	700	0	0	700	(700)	0
521214 - PROF SVCS - LEGAL	6,400	12,325	28,000	2,265	3,021	28,000	(24,979)	0
521300 - TECHNICAL	0	0	0	0	0	983	(983)	(983)
522118 - DISPOSAL-SHREDDING	550	650	900	100	133	900	(767)	0
522200 - REPAIRS AND MAINTENANCE	1,331	0	5,500	450	600	5,900	(5,300)	(400)
522202 - VEHICLE MAINTENANCE	33,707	29,788	27,350	33,798	45,064	38,000	7,064	(10,650)
522203 - VEHICLE REPAIRS- INSURANCE CLM	0	1,938	0	0	0	0	0	0
522209 - BUILDING/GROUNDS PROP MGMT	1,917	7,625	0	2,939	3,919	0	3,919	0
522212 - BUILDING/GROUNDS	2,590	0	28,257	880	1,173	25,000	(23,827)	3,257
522219 - RADIOS	0	0	0	0	0	3,933	(3,933)	(3,933)
522320 - RENTAL OF EQUIPMENT AND VEHICL	6,762	5,654	10,500	4,785	6,380	10,500	(4,120)	0
523110 - INSURANCE DEDUCTIBLES	28,986	0	0	0	0	0	0	0
523201 - CELL PHONE	64,630	78,715	55,040	58,740	78,320	83,000	(4,680)	(27,960)
523250 - POSTAGE	214	376	205	389	518	272	246	(67)
523300 - ADVERTISING	0	0	100	0	0	100	(100)	0
523400 - PRINTING AND BINDING	0	0	100	58	78	433	(355)	(333)
523500 - TRAVEL	18,826	3,200	25,960	2,947	3,930	29,977	(26,047)	(4,017)
523600 - DUES AND FEES	5,144	4,436	2,040	4,023	5,364	2,830	2,534	(790)
523700 - EDUCATION AND TRAINING	1,300	5,095	14,575	655	873	19,992	(19,119)	(5,417)
523800 - LICENSES	0	0	600	0	0	0	0	600
531100 - GENERAL SUPPLIES AND MATERIALS	24,326	31,419	24,350	20,414	27,219	25,283	1,936	(933)
531101 - GEN SUPPLIES/ WEAPONS & AMMUNI	0	0	0	0	0	180	(180)	(180)
531240 - BOTTLED GAS	28	0	50	0	0	50	(50)	0
531270 - GASOLINE	17,988	19,330	20,000	14,538	19,384	26,667	(7,283)	(6,667)
531300 - FOOD	3,440	1,882	1,500	1,349	1,798	1,850	(52)	(350)
531400 - BOOKS AND PERIODICALS	1,898	1,280	1,969	0	0	2,656	(2,656)	(687)
531600 - SMALL EQUIPMENT	127	0	6,000	6,844	9,125	8,333	792	(2,333)
531612 - MOBILE RADIOS	0	0	1,500	0	0	7,500	(7,500)	(6,000)
531615 - PORTABLE RADIOS	0	0	7,500	0	0	7,500	(7,500)	0
531617 - SCBA	0	0	0	0	0	11,400	(11,400)	(11,400)
531618 - SMALL TOOLS AND APPLIANCES	55	0	2,500	1,495	1,993	2,500	(507)	0
531620 - OFFICE FURNITURE/FURNISHINGS	200	4,597	6,000	2,353	3,138	6,000	(2,862)	0
531650 - OTHER MISCELLANEOUS EQUIPMENT	0	397	0	1,537	2,049	0	2,049	0
531710 - BUNKER GEAR	0	0	0	0	0	800	(800)	(800)
531712 - UNIFORMS	1,650	635	6,000	4,403	5,871	6,933	(1,062)	(933)
TOTAL OPERATING COSTS (52S AND 53S)	222,114	209,341	277,196	164,962	219,949	358,172	(138,223)	(80,976)

2021 DEPARTMENT BUDGET/FORECAST REPORT - FIRE DISTRICT FUND (270) / ORG - 3510 - FIRE ADMINISTRATION
AS OF 7/31/2020/ (21.5 PayPeriods - 82.69% of Year Lapsed)

	YEAR OVER YEAR INFORMATION						YOY VARIANCE (100%)	
	2018 Actual	2019 Actual	2020 Budget	2020 YTD	2020 Run	2021 Commission Budget	2020 R V 2021 B	2020 B V 2021 B
CAPITAL (54S)								
542500 - OTHER EQUIPMENT	0	93,749	0	0	0	0	0	0
TOTAL CAPITAL (54S)	0	93,749	0	0	0	0	0	0
TOTAL DEPARTMENT MANAGED COSTS	1,745,457	1,866,278	1,820,596	1,505,063	1,838,761	2,246,316	(407,555)	(425,720)
NON DEPARTMENT MANAGED COSTS								
ALLOCATED COSTS								
512700 - WORKER'S COMP ADMIN FEES	4,092	4,068	3,706	3,753	3,753	3,796	(43)	(90)
512701 - WORKERS COMP CLAIMS	0	1,044	0	354	472	794	(322)	(794)
522110 - DISPOSAL	729	853	750	644	859	750	109	0
522130 - CUSTODIAL SERVICES	6,072	17,940	18,972	15,810	21,080	20,301	779	(1,329)
522140 - LAWN CARE	1,953	1,953	1,951	1,498	1,997	1,951	46	0
522218 - PEST CONTROL	215	209	234	176	234	234	0	0
523100 - INSURANCE, OTHER BENEFITS	15,885	14,025	10,884	12,138	12,138	14,159	(2,021)	(3,275)
523200 - COMMUNICATIONS - ALLOCATED	63,165	100,252	91,920	104,308	139,077	117,040	22,037	(25,120)
523920 - DOCUMENT SERVICES	8,141	8,368	8,141	8,059	10,746	8,595	2,151	(454)
530000 - COMMISSIONS	408,778	422,879	410,000	421,626	562,168	440,000	122,168	(30,000)
531210 - WATER/SEWER	8,149	8,468	8,649	6,207	8,275	8,649	(374)	0
531230 - ELECTRICITY	25,354	24,347	25,085	18,035	24,047	25,085	(1,038)	0
531520 - NATURAL GAS	2,960	2,758	3,383	1,698	2,264	3,383	(1,119)	0
TOTAL ALLOCATED COSTS	545,493	607,164	583,675	594,305	787,110	644,737	142,373	(61,062)
TOTAL NON DEPARTMENT MANAGED COSTS	545,493	607,164	583,675	594,305	787,110	644,737	142,373	(61,062)
TOTAL EXPENDITURES	2,290,950	2,473,442	2,404,271	2,099,368	2,625,871	2,891,053	(265,182)	(486,782)
INTERFUND TRANSFERS								
TRANSFERS FROM/TO								
611100 - TRANSFERS TO GENERAL FUND	109,221	137,284	137,284	114,403	137,284	144,148	(6,864)	(6,864)
611580 - TRANSFER TO EMERGENCY MEDICAL	541,603	947,058	1,519,713	1,266,428	1,519,713	0	1,519,713	1,519,713
TOTAL TRANSFERS FROM/TO	650,824	1,084,342	1,656,997	1,380,831	1,656,997	144,148	1,512,849	1,512,849
TOTAL INTERFUND TRANSFERS	650,824	1,084,342	1,656,997	1,380,831	1,656,997	144,148	1,512,849	1,512,849
TOTAL FUND REDUCTIONS	2,941,774	3,557,784	4,061,268	3,480,199	4,282,868	3,035,201	1,247,667	1,026,067

2021 DEPARTMENT BUDGET/FORECAST REPORT - FIRE DISTRICT FUND (270) / ORG - 3510 - FIRE ADMINISTRATION
AS OF 7/31/2020/ (21.5 PayPeriods - 82.69% of Year Lapsed)

	YEAR OVER YEAR INFORMATION						YOY VARIANCE (100%)	
	2018 Actual	2019 Actual	2020 Budget	2020 YTD	2020 Run	2021 Commission Budget	2020 R V 2021 B	2020 B V 2021 B

NOTES

- 2020 RUN =

  Revenues = Finance Forecast

  Expenses
  - Personnel = YTD Costs/Number of Payroll Periods completed * 26 (total payroll periods in a year)
  - Debt Service, Transfers from/To, Payments to Others, Worker's Comp Admin Fees, Insurance & Other Benefits = Budget unless YTD actual is greater
  - All other expenses = (YTD Costs / # months completed -1) * 12 months

CHEROKEE COUNTY BOARD OF COMMISSIONERS
FIRE ADMINISTRATION
2021 HEADCOUNT

	2018 Budget				2019 Budget				2020 Budget				2021 Budget			
	FT	PT	SPT	Total	FT	PT	SPT	Total	FT	PT	SPT	Total	FT	PT	SPT	Total
ADMA - ADMINISTRATIVE ASSISTANT	1.00	0.00	0.00	1.00	1.00	0.00	0.00	1.00	1.00	0.00	0.00	1.00	1.00	0.00	0.00	1.00
ADOC - ADMIN OFFICE CLERK	1.00	0.00	0.00	1.00	1.00	0.00	0.00	1.00	1.00	0.00	0.00	1.00	1.00	0.00	0.00	1.00
ARIN - ARSON INVESTIGATOR	2.00	0.00	0.00	2.00	2.00	0.00	0.00	2.00	2.00	0.00	0.00	2.00	0.00	0.00	0.00	0.00
BATC - BATTALION CHIEF	0.00	0.00	0.00	0.00	0.00	0.00	0.00	0.00	0.00	0.00	0.00	0.00	1.00	0.00	0.00	1.00
DBGA - DB GIS ANALYST	1.00	0.00	0.00	1.00	1.00	0.00	0.00	1.00	1.00	0.00	0.00	1.00	0.00	0.00	0.00	0.00
DVCF - DIVISION CHIEF	3.00	0.00	0.00	3.00	2.00	0.00	0.00	2.00	2.00	0.00	0.00	2.00	2.00	0.00	0.00	2.00
EXAF - EXEC ASSISTANT FIRE	1.00	0.00	0.00	1.00	1.00	0.00	0.00	1.00	1.00	0.00	0.00	1.00	1.00	0.00	0.00	1.00
FINV - FIRE INVESTIGATOR	0.00	0.00	0.00	0.00	0.00	0.00	0.00	0.00	0.00	0.00	0.00	0.00	1.00	0.00	0.00	1.00
FRCF - FIRE CHIEF	1.00	0.00	0.00	1.00	1.00	0.00	0.00	1.00	1.00	0.00	0.00	1.00	1.00	0.00	0.00	1.00
FREQ - FIRE EQUIPMENT SUPPLY	1.00	0.00	0.00	1.00	1.00	0.00	0.00	1.00	1.00	0.00	0.00	1.00	1.00	0.00	0.00	1.00
GISD - GIS/ CAD SPECIALIST	0.00	0.00	0.00	0.00	0.00	0.00	0.00	0.00	0.00	0.00	0.00	0.00	1.00	0.00	0.00	1.00
HRAS - HR ASSISTANT	1.00	0.00	0.00	1.00	1.00	0.00	0.00	1.00	1.00	0.00	0.00	1.00	1.00	0.00	0.00	1.00
HRF - HR SPECIALIST	1.00	0.00	0.00	1.00	1.00	0.00	0.00	1.00	1.00	0.00	0.00	1.00	1.00	0.00	0.00	1.00
HRSP - HR SPECIALIST	1.00	0.00	0.00	1.00	1.00	0.00	0.00	1.00	1.00	0.00	0.00	1.00	1.00	0.00	0.00	1.00
LOGM - LOGISTICS MANAGER	1.00	0.00	0.00	1.00	1.00	0.00	0.00	1.00	1.00	0.00	0.00	1.00	1.00	0.00	0.00	1.00
MINV - MGR OF INVESTIGATIONS	0.00	0.00	0.00	0.00	0.00	0.00	0.00	0.00	0.00	0.00	0.00	0.00	1.00	0.00	0.00	1.00
MNTF - MAINTENANCE TECH FIRE DEPT	1.00	0.00	0.00	1.00	1.00	0.00	0.00	1.00	0.00	0.00	0.00	0.00	0.00	0.00	0.00	0.00
PAOF - PUBLIC AFFAIRS OFFICER	1.00	0.00	0.00	1.00	1.00	0.00	0.00	1.00	1.00	0.00	0.00	1.00	1.00	0.00	0.00	1.00
PT - PART-TIME	0.00	1.00	0.00	1.00	0.00	1.00	0.00	1.00	0.00	1.00	0.00	1.00	0.00	1.00	0.00	1.00
WRHS - WAREHOUSE SPECIALIST - FIRE	1.00	0.00	0.00	1.00	1.00	0.00	0.00	1.00	2.00	0.00	0.00	2.00	2.00	0.00	0.00	2.00
Total	**18.00**	**1.00**	**0.00**	**19.00**	**17.00**	**1.00**	**0.00**	**18.00**	**17.00**	**1.00**	**0.00**	**18.00**	**18.00**	**1.00**	**0.00**	**19.00**

2021 DEPARTMENT BUDGET/FORECAST REPORT - FIRE DISTRICT FUND (270) / ORG - 3515 - FIRE MARSHAL
AS OF 7/31/2020/ (21.5 PayPeriods - 82.69% of Year Lapsed)

	YEAR OVER YEAR INFORMATION						YOY VARIANCE (100%)	
	2018 Actual	2019 Actual	2020 Budget	2020 YTD	2020 Run	2021 Commission Budget	2020 R V 2021 B	2020 B V 2021 B
FIRE DISTRICT FUND (270)								
FIRE MARSHAL								
EXPENDITURES								
DEPARTMENT MANAGED COSTS								
PERSONNEL (ALL 51S EXCEPT WC)								
511100 - REGULAR EMPLOYEES	258,188	303,598	376,432	290,536	351,345	502,117	(150,772)	(125,685)
511115 - PERFECT ATTENDANCE	1,517	1,562	1,957	1,609	1,957	2,160	(203)	(203)
511121 - PAID LEAVE	0	0	0	2,362	2,857	0	2,857	0
511300 - OVERTIME	2,590	1,073	4,120	573	693	4,320	(3,627)	(200)
TOTAL COMPENSATION	262,295	306,234	382,509	295,080	356,852	508,597	(151,745)	(126,088)
512101 - GROUP INSURANCE - HEALTH	30,071	36,501	46,967	38,328	46,350	79,020	(32,670)	(32,053)
512102 - GROUP INSURANCE - LIFE	330	363	483	350	423	569	(146)	(86)
512103 - GROUP INSURANCE - DENTAL	1,006	1,274	1,501	1,299	1,571	2,156	(585)	(655)
512104 - GROUP INSURANCE-LONG TERM DIS	596	796	1,003	773	935	1,255	(320)	(252)
512105 - GROUP INSURANCE-SHORT TERM DIS	122	132	169	125	151	198	(47)	(29)
512106 - EMPLOYEE ASSISTANCE PROGRAM	20	42	55	40	48	63	(15)	(8)
512403 - DEFINED BENEFIT PLAN	27,165	42,052	57,376	44,025	53,239	81,376	(28,137)	(24,000)
TOTAL BENEFITS	59,309	81,160	107,554	84,939	102,717	164,637	(61,920)	(57,083)
512200 - SOCIAL SECURITY (FICA) CONT	15,321	17,750	23,716	17,082	20,657	31,533	(10,876)	(7,817)
512300 - MEDICARE	3,583	4,151	5,546	3,995	4,831	7,374	(2,543)	(1,828)
TOTAL PAYROLL TAXES	18,905	21,902	29,262	21,077	25,489	38,907	(13,418)	(9,645)
TOTAL PERSONNEL (ALL 51S EXCEPT WC)	340,509	409,295	519,325	401,096	485,057	712,141	(227,084)	(192,816)

2021 DEPARTMENT BUDGET/FORECAST REPORT - FIRE DISTRICT FUND (270) / ORG - 3515 - FIRE MARSHAL
AS OF 7/31/2020/ (21.5 PayPeriods - 82.69% of Year Lapsed)

	YEAR OVER YEAR INFORMATION						YOY VARIANCE (100%)	
	2018 Actual	2019 Actual	2020 Budget	2020 YTD	2020 Run	2021 Commission Budget	2020 R V 2021 B	2020 B V 2021 B
OPERATING COSTS (52S AND 53S)								
521200 - PROFESSIONAL SERVICES	1,300	250	1,890	0	0	1,890	(1,890)	0
522200 - REPAIRS AND MAINTENANCE	220	83	700	148	197	700	(503)	0
522202 - VEHICLE MAINTENANCE	7,959	7,516	12,000	3,206	4,274	12,000	(7,726)	0
522209 - BUILDING/GROUNDS PROP MGMT	0	1,695	0	0	0	0	0	0
522214 - FIRE EXTINGUISHERS	0	0	505	0	0	505	(505)	0
522219 - RADIOS	0	0	1,000	0	0	1,000	(1,000)	0
522220 - SMALL FIRE TOOLS	30	155	200	165	220	200	20	0
522320 - RENTAL OF EQUIPMENT AND VEHICL	2,000	0	2,968	0	0	2,968	(2,968)	0
523110 - INSURANCE DEDUCTIBLES	0	1,258	0	0	0	0	0	0
523201 - CELL PHONE	2,660	1,962	4,060	56	74	0	74	4,060
523250 - POSTAGE	0	0	200	0	0	50	(50)	150
523400 - PRINTING AND BINDING	145	250	1,000	574	765	1,000	(235)	0
523500 - TRAVEL	5,023	3,401	9,708	4,398	5,864	9,708	(3,844)	0
523600 - DUES AND FEES	593	840	1,695	560	747	1,695	(948)	0
523700 - EDUCATION AND TRAINING	1,786	2,520	4,075	2,800	3,733	4,075	(342)	0
523800 - LICENSES	0	0	250	0	0	0	0	250
531100 - GENERAL SUPPLIES AND MATERIALS	3,432	2,961	4,000	1,791	2,388	1,500	888	2,500
531270 - GASOLINE	1,972	7,190	9,600	2,377	3,170	9,600	(6,430)	0
531300 - FOOD	27	372	400	88	117	400	(283)	0
531400 - BOOKS AND PERIODICALS	1,173	3,837	3,850	1,272	1,696	3,850	(2,154)	0
531600 - SMALL EQUIPMENT	431	979	1,000	0	0	6,800	(6,800)	(5,800)
531620 - OFFICE FURNITURE/FURNISHINGS	0	0	10,000	1,711	2,281	2,000	281	8,000
531710 - BUNKER GEAR	177	0	0	0	0	0	0	0
531712 - UNIFORMS	503	1,078	8,750	846	1,128	8,750	(7,622)	0
TOTAL OPERATING COSTS (52S AND 53S)	29,431	36,349	77,851	19,991	26,655	68,691	(42,036)	9,160
CAPITAL (54S)								
TOTAL DEPARTMENT MANAGED COSTS	369,940	445,644	597,176	421,087	511,712	780,832	(269,120)	(183,656)
NON DEPARTMENT MANAGED COSTS								

2021 DEPARTMENT BUDGET/FORECAST REPORT - FIRE DISTRICT FUND (270) / ORG - 3515 - FIRE MARSHAL
AS OF 7/31/2020/ (21.5 PayPeriods - 82.69% of Year Lapsed)

	YEAR OVER YEAR INFORMATION						YOY VARIANCE (100%)	
	2018 Actual	2019 Actual	2020 Budget	2020 YTD	2020 Run	2021 Commission Budget	2020 R V 2021 B	2020 B V 2021 B
ALLOCATED COSTS								
512700 - WORKER'S COMP ADMIN FEES	1,023	882	945	957	957	1,129	(172)	(184)
512701 - WORKERS COMP CLAIMS	0	2,661	0	116,717	155,623	57,541	98,082	(57,541)
522110 - DISPOSAL	79	86	96	72	96	96	0	0
522130 - CUSTODIAL SERVICES	3,360	3,792	4,005	3,338	4,450	4,285	165	(280)
522140 - LAWN CARE	681	684	684	613	818	684	134	0
522218 - PEST CONTROL	20	18	20	13	17	20	(3)	0
523100 - INSURANCE, OTHER BENEFITS	2,219	2,569	2,640	2,911	2,911	4,871	(1,960)	(2,231)
523200 - COMMUNICATIONS - ALLOCATED	2,377	1,691	1,900	1,427	1,903	1,900	3	0
531210 - WATER/SEWER	254	216	369	367	490	738	(248)	(369)
531230 - ELECTRICITY	4,212	5,509	5,330	4,719	6,292	5,658	634	(328)
TOTAL ALLOCATED COSTS	14,225	18,108	15,989	131,134	173,556	76,922	96,634	(60,933)
TOTAL NON DEPARTMENT MANAGED COSTS	14,225	18,108	15,989	131,134	173,556	76,922	96,634	(60,933)
TOTAL EXPENDITURES	384,164	463,752	613,165	552,220	685,268	857,754	(172,486)	(244,589)
INTERFUND TRANSFERS								
TRANSFERS FROM/TO								
TOTAL FUND REDUCTIONS	384,164	463,752	613,165	552,220	685,268	857,754	(172,486)	(244,589)

NOTES

- 2020 RUN =

  Revenues = Finance Forecast

  Expenses
  - Personnel = YTD Costs/Number of Payroll Periods completed * 26 (total payroll periods in a year)
  - Debt Service, Transfers from/To, Payments to Others, Worker's Comp Admin Fees, Insurance & Other Benefits = Budget unless YTD actual is greater
  - All other expenses = (YTD Costs / # months completed -1) * 12 months

CHEROKEE COUNTY BOARD OF COMMISSIONERS
FIRE MARSHAL
2021 HEADCOUNT

	2018 Budget				2019 Budget				2020 Budget				2021 Budget			
	FT	PT	SPT	Total	FT	PT	SPT	Total	FT	PT	SPT	Total	FT	PT	SPT	Total
DPFM - DEPUTY FIRE MARSHAL	1.00	0.00	0.00	1.00	0.00	0.00	0.00	0.00	0.00	0.00	0.00	0.00	0.00	0.00	0.00	0.00
FRMS - FIRE MARSHAL	1.00	0.00	0.00	1.00	1.00	0.00	0.00	1.00	1.00	0.00	0.00	1.00	1.00	0.00	0.00	1.00
INSP - FIRE INSPECTOR	1.00	0.00	0.00	1.00	3.00	0.00	0.00	3.00	5.00	0.00	0.00	5.00	5.00	0.00	0.00	5.00
PLEX - PLANS EXAMINER - FIRE	1.00	0.00	0.00	1.00	1.00	0.00	0.00	1.00	1.00	0.00	0.00	1.00	1.00	0.00	0.00	1.00
Total	**4.00**	**0.00**	**0.00**	**4.00**	**5.00**	**0.00**	**0.00**	**5.00**	**7.00**	**0.00**	**0.00**	**7.00**	**7.00**	**0.00**	**0.00**	**7.00**

2021 DEPARTMENT BUDGET/FORECAST REPORT - FIRE DISTRICT FUND (270) / ORG - 3520 - FIRE FIGHTING
AS OF 7/31/2020/ (21.5 PayPeriods - 82.69% of Year Lapsed)

	YEAR OVER YEAR INFORMATION						YOY VARIANCE (100%)	
	2018 Actual	2019 Actual	2020 Budget	2020 YTD	2020 Run	2021 Commission Budget	2020 R V 2021 B	2020 B V 2021 B
FIRE DISTRICT FUND (270)								
FIRE FIGHTING								
EXPENDITURES								
DEPARTMENT MANAGED COSTS								
PERSONNEL (ALL 51S EXCEPT WC)								
511100 - REGULAR EMPLOYEES	13,526,963	14,496,248	16,231,821	12,678,755	15,332,448	17,634,159	(2,301,711)	(1,402,338)
511102 - SALARIES/ COURT SERVICE	193	314	0	501	606	0	606	0
511103 - WORKED HOLIDAY	463,441	507,771	453,200	493,266	596,508	577,800	18,708	(124,600)
511115 - PERFECT ATTENDANCE	73,360	76,866	81,370	75,440	81,370	86,400	(5,030)	(5,030)
511116 - SHORT TERM DISABILITY PAY	4,391	16,833	0	0	0	0	0	0
511117 - SPECIAL EVENTS	2,107	4,412	0	1,737	2,101	0	2,101	0
511121 - PAID LEAVE	0	0	0	56,366	68,163	0	68,163	0
511200 - PART TIME/TEMP EMPLOYEES	2,671	0	0	0	0	0	0	0
511300 - OVERTIME	789,039	786,897	731,300	724,715	876,400	804,600	71,800	(73,300)
TOTAL COMPENSATION	14,862,164	15,889,341	17,497,691	14,030,781	16,957,596	19,102,959	(2,145,363)	(1,605,268)
512101 - GROUP INSURANCE - HEALTH	2,407,337	2,716,594	2,564,555	2,402,922	2,905,859	3,858,967	(953,108)	(1,294,412)
512102 - GROUP INSURANCE - LIFE	18,927	17,583	18,686	15,216	18,401	20,133	(1,732)	(1,447)
512103 - GROUP INSURANCE - DENTAL	74,481	77,300	78,387	70,773	85,586	95,764	(10,178)	(17,377)
512104 - GROUP INSURANCE-LONG TERM DIS	34,966	38,579	41,112	33,362	40,344	43,378	(3,034)	(2,266)
512105 - GROUP INSURANCE-SHORT TERM DIS	7,745	7,714	8,297	6,640	8,030	8,553	(523)	(256)
512106 - EMPLOYEE ASSISTANCE PROGRAM	1,343	2,452	2,639	2,110	2,552	2,720	(168)	(81)
512402 - RETIREMENT CONTRIBUTION/401A	16,335	16,825	0	15,597	18,861	0	18,861	0
512403 - DEFINED BENEFIT PLAN	1,513,769	2,151,178	2,624,654	2,058,218	2,489,008	3,056,706	(567,698)	(432,052)
TOTAL BENEFITS	4,074,905	5,028,226	5,338,330	4,604,838	5,568,642	7,086,221	(1,517,579)	(1,747,891)
512200 - SOCIAL SECURITY (FICA) CONT	853,989	915,036	1,084,857	809,633	979,091	1,184,384	(205,293)	(99,527)
512300 - MEDICARE	199,723	214,001	253,716	189,350	228,981	276,992	(48,011)	(23,276)
TOTAL PAYROLL TAXES	1,053,712	1,129,038	1,338,573	998,983	1,208,072	1,461,376	(253,304)	(122,803)
512600 - UNEMPLOYMENT INSURANCE	0	0	0	990	1,197	0	1,197	0
512900 - OTHER EMPLOYEE BENEFITS	0	600	0	0	0	0	0	0
TOTAL OTHER PERSONEL RELATED COSTS	0	600	0	990	1,197	0	1,197	0
TOTAL PERSONNEL (ALL 51S EXCEPT WC)	19,990,780	22,047,204	24,174,594	19,635,592	23,735,507	27,650,556	(3,915,049)	(3,475,962)

2021 DEPARTMENT BUDGET/FORECAST REPORT - FIRE DISTRICT FUND (270) / ORG - 3520 - FIRE FIGHTING
AS OF 7/31/2020/ (21.5 PayPeriods - 82.69% of Year Lapsed)

	YEAR OVER YEAR INFORMATION						YOY VARIANCE (100%)	
	2018 Actual	2019 Actual	2020 Budget	2020 YTD	2020 Run	2021 Commission Budget	2020 R V 2021 B	2020 B V 2021 B
OPERATING COSTS (52S AND 53S)								
521200 - PROFESSIONAL SERVICES	6,576	6,881	21,100	7,632	10,176	24,350	(14,174)	(3,250)
521260 - PROFESSIONAL SERVICE-MEDICAL	0	0	0	545	726	0	726	0
521300 - TECHNICAL	350	190	10,808	6,634	8,845	9,475	(630)	1,333
522118 - DISPOSAL-SHREDDING	1,010	1,360	1,900	1,122	1,496	0	1,496	1,900
522200 - REPAIRS AND MAINTENANCE	8,648	497,101	16,202	20,009	26,679	27,327	(648)	(11,125)
522202 - VEHICLE MAINTENANCE	533,586	423,258	460,131	300,448	400,598	457,131	(56,533)	3,000
522203 - VEHICLE REPAIRS- INSURANCE CLM	2,000	3,570	0	47,010	62,680	0	62,680	0
522209 - BUILDING/GROUNDS PROP MGMT	100,246	191,300	0	135,679	180,905	0	180,905	0
522210 - AIR PACKS	12,716	37,086	30,000	62,324	83,099	30,000	53,099	0
522211 - BACK FLOW TEST	0	63	3,980	0	0	3,980	(3,980)	0
522212 - BUILDING/GROUNDS	176,269	225,956	200,000	8,797	11,729	400,000	(388,271)	(200,000)
522213 - BREATHING AIR	11,144	11,687	12,615	16,038	21,384	12,615	8,769	0
522214 - FIRE EXTINGUISHERS	2,253	4,927	2,450	0	0	2,450	(2,450)	0
522215 - GENERATORS	4,685	2,544	17,200	1,262	1,683	17,200	(15,517)	0
522216 - HYDRAULIC RESCUE	14,326	16,200	17,909	18,315	24,420	17,909	6,511	0
522217 - NON-FIRE EQUIPMENT	3,801	4,719	7,000	1,384	1,846	7,000	(5,154)	0
522219 - RADIOS	10,198	10,680	14,333	11,212	14,949	14,000	949	333
522220 - SMALL FIRE TOOLS	227	0	2,500	558	745	2,500	(1,755)	0
522223 - BUNKER GEAR MAINTENANCE	0	0	0	0	0	6,700	(6,700)	(6,700)
522310 - RENTAL OF LAND AND BUILDINGS	0	0	1,000	0	0	0	0	1,000
522320 - RENTAL OF EQUIPMENT AND VEHICL	300	0	1,000	1,026	1,369	1,500	(131)	(500)
523110 - INSURANCE DEDUCTIBLES	0	0	0	1,139	1,518	0	1,518	0
523201 - CELL PHONE	26,083	19,369	33,000	2,374	3,166	1,400	1,766	31,600
523250 - POSTAGE	335	239	1,167	569	759	1,125	(366)	42
523300 - ADVERTISING	0	0	100	0	0	0	0	100
523400 - PRINTING AND BINDING	1,078	1,283	1,933	423	564	1,800	(1,236)	133
523500 - TRAVEL	3,811	10,787	14,221	7,482	9,976	11,091	(1,115)	3,130
523600 - DUES AND FEES	5,433	7,849	8,608	4,296	5,728	7,930	(2,202)	678
523700 - EDUCATION AND TRAINING	6,858	4,249	11,682	9,552	12,736	38,155	(25,419)	(26,473)
523800 - LICENSES	4,463	116	16,006	9,286	12,381	15,806	(3,425)	200
523900 - OTHER PURCHASED SERVICES	34,116	24,272	71,444	21,498	28,664	71,444	(42,780)	0
531100 - GENERAL SUPPLIES AND MATERIALS	193,292	211,792	160,138	116,133	154,844	159,205	(4,361)	933
531101 - GEN SUPPLIES/ WEAPONS & AMMUNI	0	0	600	436	582	0	582	600
531240 - BOTTLED GAS	27,632	23,111	25,000	17,689	23,585	25,000	(1,415)	0
531270 - GASOLINE	257,093	267,248	206,667	152,496	203,329	220,000	(16,671)	(13,333)
531300 - FOOD	2,516	3,116	4,250	1,902	2,536	4,350	(1,814)	(100)
531400 - BOOKS AND PERIODICALS	4,988	1,061	14,652	3,399	4,533	9,385	(4,852)	5,267
531600 - SMALL EQUIPMENT	114,575	100,621	180,666	102,424	136,566	171,762	(35,196)	8,904
531610 - FIRE HOSE	21,142	46,238	55,000	55,730	74,306	55,000	19,306	0

2021 DEPARTMENT BUDGET/FORECAST REPORT - FIRE DISTRICT FUND (270) / ORG - 3520 - FIRE FIGHTING
AS OF 7/31/2020/ (21.5 PayPeriods - 82.69% of Year Lapsed)

	YEAR OVER YEAR INFORMATION						YOY VARIANCE (100%)	
	2018 Actual	2019 Actual	2020 Budget	2020 YTD	2020 Run	2021 Commission Budget	2020 R V 2021 B	2020 B V 2021 B
531611 - LAWN EQUIPMENT	2,385	5,767	9,930	3,109	4,145	9,930	(5,785)	0
531612 - MOBILE RADIOS	6,124	0	18,600	1,518	2,024	17,000	(14,976)	1,600
531615 - PORTABLE RADIOS	0	1,555	43,300	6,594	8,792	41,300	(32,508)	2,000
531616 - PROJECTS	4,595	2,825	7,000	2,800	3,733	7,000	(3,267)	0
531617 - SCBA	90,501	92,000	92,000	94,028	125,371	92,000	33,371	0
531618 - SMALL TOOLS AND APPLIANCES	13,951	14,722	20,749	4,639	6,185	20,749	(14,564)	0
531619 - FIRE LADDERS	16,460	15,719	20,800	17,235	22,980	3,500	19,480	17,300
531620 - OFFICE FURNITURE/FURNISHINGS	46,561	47,304	55,000	46,607	62,142	55,000	7,142	0
531650 - OTHER MISCELLANEOUS EQUIPMENT	35,893	19,565	55,000	3,974	5,299	55,000	(49,701)	0
531660 - NON ASSET COMPUTER EQUIPMENT	245	685	0	2,107	2,809	0	2,809	0
531700 - OTHER SUPPLIES	0	2,297	30,069	8,689	11,585	0	11,585	30,069
531710 - BUNKER GEAR	156,129	232,127	183,762	43,714	58,285	213,431	(155,146)	(29,669)
531711 - EMS SUPPLIES	37,424	50,752	45,000	20,394	27,192	45,000	(17,808)	0
531712 - UNIFORMS	263,869	300,850	283,133	207,571	276,761	311,807	(35,046)	(28,674)
TOTAL OPERATING COSTS (52S AND 53S)	2,265,887	2,945,038	2,489,605	1,609,803	2,146,404	2,699,307	(552,903)	(209,702)
CAPITAL (54S)								
541300 - BUILDINGS	337,405	0	0	0	0	0	0	0
542200 - VEHICLES	140,962	0	0	0	0	0	0	0
542500 - OTHER EQUIPMENT	67,976	10,622	0	0	0	0	0	0
TOTAL CAPITAL (54S)	546,342	10,622	0	0	0	0	0	0
TOTAL DEPARTMENT MANAGED COSTS	22,803,010	25,002,865	26,664,199	21,245,394	25,881,910	30,349,863	(4,467,953)	(3,685,664)
NON DEPARTMENT MANAGED COSTS								
ALLOCATED COSTS								
512700 - WORKER'S COMP ADMIN FEES	59,593	63,257	59,171	59,917	59,917	64,018	(4,101)	(4,847)
512701 - WORKERS COMP CLAIMS	134,823	325,841	202,489	221,820	295,760	167,308	128,452	35,181
522110 - DISPOSAL	8,574	9,983	12,553	8,207	10,942	12,553	(1,611)	0
522130 - CUSTODIAL SERVICES	0	0	0	15	20	0	20	0
522140 - LAWN CARE	56,015	56,015	57,134	43,257	57,676	57,134	542	0
522218 - PEST CONTROL	5,302	5,695	6,060	4,345	5,793	6,060	(267)	0
523100 - INSURANCE, OTHER BENEFITS	117,646	120,326	119,395	124,251	124,251	140,137	(15,886)	(20,742)
523200 - COMMUNICATIONS - ALLOCATED	104,242	87,012	93,800	71,048	94,731	90,700	4,031	3,100
531210 - WATER/SEWER	39,042	42,971	44,496	36,919	49,225	48,731	494	(4,235)
531230 - ELECTRICITY	211,379	205,156	233,482	167,311	223,081	235,182	(12,101)	(1,700)
531520 - NATURAL GAS	47,457	48,229	70,943	36,114	48,152	71,943	(23,791)	(1,000)
TOTAL ALLOCATED COSTS	784,073	964,484	899,523	773,203	969,548	893,766	75,782	5,757

2021 DEPARTMENT BUDGET/FORECAST REPORT - FIRE DISTRICT FUND (270) / ORG - 3520 - FIRE FIGHTING
AS OF 7/31/2020/ (21.5 PayPeriods - 82.69% of Year Lapsed)

	YEAR OVER YEAR INFORMATION						YOY VARIANCE (100%)	
	2018 Actual	2019 Actual	2020 Budget	2020 YTD	2020 Run	2021 Commission Budget	2020 R V 2021 B	2020 B V 2021 B
TOTAL NON DEPARTMENT MANAGED COSTS	784,073	964,484	899,523	773,203	969,548	893,766	75,782	5,757
TOTAL EXPENDITURES	23,587,083	25,967,349	27,563,722	22,018,597	26,851,458	31,243,629	(4,392,171)	(3,679,907)
INTERFUND TRANSFERS								
TRANSFERS FROM/TO								
TOTAL FUND REDUCTIONS	23,587,083	25,967,349	27,563,722	22,018,597	26,851,458	31,243,629	(4,392,171)	(3,679,907)

NOTES

- 2020 RUN =

  Revenues = Finance Forecast

  Expenses
  - Personnel = YTD Costs/Number of Payroll Periods completed * 26 (total payroll periods in a year)
  - Debt Service, Transfers from/To, Payments to Others, Worker's Comp Admin Fees, Insurance & Other Benefits = Budget unless YTD actual is greater
  - All other expenses = (YTD Costs / # months completed -1) * 12 months

CHEROKEE COUNTY BOARD OF COMMISSIONERS
FIRE FIGHTING
2021 HEADCOUNT

	2018 Budget				2019 Budget				2020 Budget				2021 Budget			
	FT	PT	SPT	Total	FT	PT	SPT	Total	FT	PT	SPT	Total	FT	PT	SPT	Total
BATC - BATTALION CHIEF	10.00	0.00	0.00	10.00	10.00	0.00	0.00	10.00	10.00	0.00	0.00	10.00	10.00	0.00	0.00	10.00
BCSS - BATTALION CHIEF SHIFT SUPERV	3.00	0.00	0.00	3.00	3.00	0.00	0.00	3.00	3.00	0.00	0.00	3.00	3.00	0.00	0.00	3.00
CAPF - CAPTAIN FIRE	15.00	0.00	0.00	15.00	16.00	0.00	0.00	16.00	16.00	0.00	0.00	16.00	17.00	0.00	0.00	17.00
FAOP - FIRE APPARATUS OPERATOR	48.00	0.00	0.00	48.00	50.00	0.00	0.00	50.00	49.00	0.00	0.00	49.00	66.00	0.00	0.00	66.00
FAPA - FIRE APPARATUS OPER PARAMEDIC	20.00	0.00	0.00	20.00	23.00	0.00	0.00	23.00	27.00	0.00	0.00	27.00	22.00	0.00	0.00	22.00
FF - FIREFIGHTER	36.00	0.00	0.00	36.00	33.00	0.00	0.00	33.00	40.00	0.00	0.00	40.00	54.00	0.00	0.00	54.00
FFEL - FIREFIGHTER ENTRY LEVEL	21.00	0.00	0.00	21.00	46.00	0.00	0.00	46.00	43.00	0.00	0.00	43.00	22.00	0.00	0.00	22.00
FFPA - FIREFIGHTER PARAMEDIC	5.00	0.00	0.00	5.00	3.00	0.00	0.00	3.00	2.00	0.00	0.00	2.00	4.00	0.00	0.00	4.00
LTFE - LIEUTENANT - FIRE	39.00	0.00	0.00	39.00	39.00	0.00	0.00	39.00	39.00	0.00	0.00	39.00	39.00	0.00	0.00	39.00
PTFE - PT FIREFIGHTER ENTRY LEVEL	0.00	2.00	0.00	2.00	0.00	2.00	0.00	2.00	0.00	0.00	0.00	0.00	0.00	0.00	0.00	0.00
SGTF - SERGEANT FIRE	74.00	0.00	0.00	74.00	66.00	0.00	0.00	66.00	66.00	0.00	0.00	66.00	68.00	0.00	0.00	68.00
Total	**271.00**	**2.00**	**0.00**	**273.00**	**289.00**	**2.00**	**0.00**	**291.00**	**295.00**	**0.00**	**0.00**	**295.00**	**305.00**	**0.00**	**0.00**	**305.00**

2021 DEPARTMENT BUDGET/FORECAST REPORT - FIRE DISTRICT FUND (270) / ORG - 3530 - FIRE PREVENTION
AS OF 7/31/2020/ (21.5 PayPeriods - 82.69% of Year Lapsed)

	YEAR OVER YEAR INFORMATION						YOY VARIANCE (100%)	
	2018 Actual	2019 Actual	2020 Budget	2020 YTD	2020 Run	2021 Commission Budget	2020 R V 2021 B	2020 B V 2021 B
FIRE DISTRICT FUND (270)								
FIRE PREVENTION								
EXPENDITURES								
DEPARTMENT MANAGED COSTS								
PERSONNEL (ALL 51S EXCEPT WC)								
511100 - REGULAR EMPLOYEES	84,891	103,669	142,061	112,247	135,740	155,184	(19,444)	(13,123)
511103 - WORKED HOLIDAY	0	49	0	112	135	0	135	0
511115 - PERFECT ATTENDANCE	0	528	1,030	465	1,030	2,160	(1,130)	(1,130)
511121 - PAID LEAVE	0	0	0	1,657	2,004	0	2,004	0
511300 - OVERTIME	1,541	0	2,575	0	0	4,320	(4,320)	(1,745)
TOTAL COMPENSATION	86,432	104,247	145,666	114,480	138,909	161,664	(22,755)	(15,998)
512101 - GROUP INSURANCE - HEALTH	3,262	22,028	12,939	16,631	20,111	26,301	(6,190)	(13,362)
512102 - GROUP INSURANCE - LIFE	97	114	151	136	165	175	(10)	(24)
512103 - GROUP INSURANCE - DENTAL	429	539	396	513	620	683	(63)	(287)
512104 - GROUP INSURANCE-LONG TERM DIS	182	248	320	299	361	385	(24)	(65)
512105 - GROUP INSURANCE-SHORT TERM DIS	45	61	85	68	83	85	(2)	0
512106 - EMPLOYEE ASSISTANCE PROGRAM	9	20	27	22	26	27	(1)	0
512403 - DEFINED BENEFIT PLAN	8,937	14,159	21,849	17,073	20,647	25,866	(5,219)	(4,017)
TOTAL BENEFITS	12,960	37,169	35,767	34,741	42,013	53,522	(11,509)	(17,755)
512200 - SOCIAL SECURITY (FICA) CONT	5,258	6,304	9,031	6,690	8,090	10,023	(1,933)	(992)
512300 - MEDICARE	1,230	1,474	2,113	1,565	1,892	2,344	(452)	(231)
TOTAL PAYROLL TAXES	6,488	7,778	11,144	8,254	9,982	12,367	(2,385)	(1,223)
TOTAL PERSONNEL (ALL 51S EXCEPT WC)	105,880	149,195	192,577	157,475	190,903	227,553	(36,650)	(34,976)

2021 DEPARTMENT BUDGET/FORECAST REPORT - FIRE DISTRICT FUND (270) / ORG - 3530 - FIRE PREVENTION
AS OF 7/31/2020/ (21.5 PayPeriods - 82.69% of Year Lapsed)

	YEAR OVER YEAR INFORMATION						YOY VARIANCE (100%)	
	2018 Actual	2019 Actual	2020 Budget	2020 YTD	2020 Run	2021 Commission Budget	2020 R V 2021 B	2020 B V 2021 B
OPERATING COSTS (52S AND 53S)								
522200 - REPAIRS AND MAINTENANCE	50	397	250	13	18	250	(232)	0
522202 - VEHICLE MAINTENANCE	4,383	3,790	5,100	1,013	1,351	5,100	(3,749)	0
522222 - PUBLIC CPR EXPENSE	0	4,882	6,250	2,671	3,561	6,250	(2,689)	0
522320 - RENTAL OF EQUIPMENT AND VEHICL	0	0	50	0	0	50	(50)	0
523201 - CELL PHONE	198	85	500	0	0	0	0	500
523250 - POSTAGE	58	83	300	87	117	200	(83)	100
523400 - PRINTING AND BINDING	2,945	4,547	4,525	1,415	1,887	5,775	(3,888)	(1,250)
523500 - TRAVEL	1,690	2,911	5,010	1,651	2,201	6,350	(4,149)	(1,340)
523600 - DUES AND FEES	30	255	500	390	520	425	95	75
523700 - EDUCATION AND TRAINING	295	1,007	1,425	350	467	1,425	(958)	0
531100 - GENERAL SUPPLIES AND MATERIALS	6,272	6,647	7,734	6,180	8,240	16,529	(8,289)	(8,795)
531240 - BOTTLED GAS	43	0	0	0	0	0	0	0
531270 - GASOLINE	3,993	2,053	7,500	1,651	2,201	3,000	(799)	4,500
531400 - BOOKS AND PERIODICALS	3,971	0	520	88	117	300	(183)	220
531600 - SMALL EQUIPMENT	0	50	5,074	0	0	500	(500)	4,574
531660 - NON ASSET COMPUTER EQUIPMENT	285	0	0	0	0	0	0	0
531712 - UNIFORMS	385	854	2,400	919	1,225	2,400	(1,175)	0
TOTAL OPERATING COSTS (52S AND 53S)	24,597	27,561	47,138	16,428	21,904	48,554	(26,650)	(1,416)
CAPITAL (54S)								
TOTAL DEPARTMENT MANAGED COSTS	130,477	176,756	239,715	173,903	212,807	276,107	(63,300)	(36,392)
NON DEPARTMENT MANAGED COSTS								
ALLOCATED COSTS								
512700 - WORKER'S COMP ADMIN FEES	512	319	445	450	450	677	(227)	(232)
523100 - INSURANCE, OTHER BENEFITS	1,632	1,999	1,227	1,400	1,400	4,353	(2,953)	(3,126)
523200 - COMMUNICATIONS - ALLOCATED	846	697	840	593	791	840	(49)	0
TOTAL ALLOCATED COSTS	2,989	3,015	2,512	2,443	2,641	5,870	(3,229)	(3,358)
TOTAL NON DEPARTMENT MANAGED COSTS	2,989	3,015	2,512	2,443	2,641	5,870	(3,229)	(3,358)
TOTAL EXPENDITURES	133,466	179,771	242,227	176,346	215,448	281,977	(66,529)	(39,750)
INTERFUND TRANSFERS								
TRANSFERS FROM/TO								
TOTAL FUND REDUCTIONS	133,466	179,771	242,227	176,346	215,448	281,977	(66,529)	(39,750)

2021 DEPARTMENT BUDGET/FORECAST REPORT - FIRE DISTRICT FUND (270) / ORG - 3530 - FIRE PREVENTION
AS OF 7/31/2020/ (21.5 PayPeriods - 82.69% of Year Lapsed)

	YEAR OVER YEAR INFORMATION						YOY VARIANCE (100%)	
	2018 Actual	2019 Actual	2020 Budget	2020 YTD	2020 Run	2021 Commission Budget	2020 R V 2021 B	2020 B V 2021 B

NOTES

- 2020 RUN =

  Revenues = Finance Forecast

  Expenses
  - Personnel = YTD Costs/Number of Payroll Periods completed * 26 (total payroll periods in a year)
  - Debt Service, Transfers from/To, Payments to Others, Worker's Comp Admin Fees, Insurance & Other Benefits = Budget unless YTD actual is greater
  - All other expenses = (YTD Costs / # months completed -1) * 12 months

CHEROKEE COUNTY BOARD OF COMMISSIONERS
FIRE PREVENTION
2021 HEADCOUNT

	2018 Budget				2019 Budget				2020 Budget				2021 Budget			
	FT	PT	SPT	Total	FT	PT	SPT	Total	FT	PT	SPT	Total	FT	PT	SPT	Total
FSE1 - FIRE SAFETY EDUCATOR	0.00	0.00	0.00	0.00	3.00	0.00	0.00	3.00	2.00	0.00	0.00	2.00	2.00	0.00	0.00	2.00
FSE2 - FIRE SAFETY EDUCATOR II	1.00	0.00	0.00	1.00	0.00	0.00	0.00	0.00	0.00	0.00	0.00	0.00	0.00	0.00	0.00	0.00
SFRE - SR FIRE SAFETY EDUCATOR	1.00	0.00	0.00	1.00	0.00	0.00	0.00	0.00	1.00	0.00	0.00	1.00	1.00	0.00	0.00	1.00
Total	**2.00**	**0.00**	**0.00**	**2.00**	**3.00**	**0.00**	**0.00**	**3.00**	**3.00**	**0.00**	**0.00**	**3.00**	**3.00**	**0.00**	**0.00**	**3.00**

2021 DEPARTMENT BUDGET/FORECAST REPORT - FIRE DISTRICT FUND (270) / ORG - 3535 - FIRE INFORMATION TECHNOLOGY
AS OF 7/31/2020/ (21.5 PayPeriods - 82.69% of Year Lapsed)

	YEAR OVER YEAR INFORMATION						YOY VARIANCE (100%)	
	2018 Actual	2019 Actual	2020 Budget	2020 YTD	2020 Run	2021 Commission Budget	2020 R V 2021 B	2020 B V 2021 B
FIRE DISTRICT FUND (270)								
FIRE INFORMATION TECHNOLOGY								
EXPENDITURES								
DEPARTMENT MANAGED COSTS								
PERSONNEL (ALL 51S EXCEPT WC)								
511100 - REGULAR EMPLOYEES	125,356	136,303	200,839	128,912	155,893	225,021	(69,128)	(24,182)
511115 - PERFECT ATTENDANCE	938	966	1,442	0	1,442	1,620	(178)	(178)
511300 - OVERTIME	0	0	2,060	0	0	2,700	(2,700)	(640)
TOTAL COMPENSATION	126,294	137,269	204,341	128,912	157,335	229,341	(72,006)	(25,000)
512101 - GROUP INSURANCE - HEALTH	11,063	20,477	26,391	14,612	17,670	36,604	(18,934)	(10,213)
512102 - GROUP INSURANCE - LIFE	172	157	248	146	177	364	(187)	(116)
512103 - GROUP INSURANCE - DENTAL	400	573	766	455	550	951	(401)	(185)
512104 - GROUP INSURANCE-LONG TERM DIS	323	348	515	323	391	558	(167)	(43)
512105 - GROUP INSURANCE-SHORT TERM DIS	65	59	99	56	68	113	(45)	(14)
512106 - EMPLOYEE ASSISTANCE PROGRAM	11	19	32	18	22	36	(14)	(4)
512403 - DEFINED BENEFIT PLAN	13,056	18,732	30,651	19,218	23,241	36,694	(13,453)	(6,043)
TOTAL BENEFITS	25,090	40,364	58,702	34,829	42,119	75,320	(33,201)	(16,618)
512200 - SOCIAL SECURITY (FICA) CONT	7,559	8,141	12,669	7,712	9,327	14,219	(4,892)	(1,550)
512300 - MEDICARE	1,768	1,904	2,963	1,804	2,181	3,325	(1,144)	(362)
TOTAL PAYROLL TAXES	9,327	10,045	15,632	9,516	11,508	17,544	(6,036)	(1,912)
TOTAL PERSONNEL (ALL 51S EXCEPT WC)	160,710	187,678	278,675	173,257	210,962	322,205	(111,243)	(43,530)
OPERATING COSTS (52S AND 53S)								
521200 - PROFESSIONAL SERVICES	93,733	114,107	96,056	101,752	135,670	102,621	33,049	(6,565)
522200 - REPAIRS AND MAINTENANCE	1,910	1,596	1,000	154	206	1,000	(794)	0
523250 - POSTAGE	61	114	0	103	138	0	138	0
523500 - TRAVEL	2,492	2,873	1,500	0	0	1,500	(1,500)	0
523700 - EDUCATION AND TRAINING	858	2,852	4,500	1,587	2,116	4,500	(2,384)	0
523800 - LICENSES	6,910	10,661	50,590	11,939	15,918	10,000	5,918	40,590
531100 - GENERAL SUPPLIES AND MATERIALS	703	336	1,500	966	1,288	1,500	(212)	0
531660 - NON ASSET COMPUTER EQUIPMENT	71,407	106,588	167,238	114,118	152,157	194,938	(42,781)	(27,700)
TOTAL OPERATING COSTS (52S AND 53S)	178,075	239,127	322,384	230,619	307,493	316,059	(8,566)	6,325
CAPITAL (54S)								
542400 - COMPUTERS	0	0	0	21,568	28,757	0	28,757	0
TOTAL CAPITAL (54S)	0	0	0	21,568	28,757	0	28,757	0

2021 DEPARTMENT BUDGET/FORECAST REPORT - FIRE DISTRICT FUND (270) / ORG - 3535 - FIRE INFORMATION TECHNOLOGY
AS OF 7/31/2020/ (21.5 PayPeriods - 82.69% of Year Lapsed)

	YEAR OVER YEAR INFORMATION						YOY VARIANCE (100%)	
	2018 Actual	2019 Actual	2020 Budget	2020 YTD	2020 Run	2021 Commission Budget	2020 R V 2021 B	2020 B V 2021 B
TOTAL DEPARTMENT MANAGED COSTS	**338,786**	**426,805**	**601,059**	**425,444**	**547,212**	**638,264**	**(91,052)**	**(37,205)**
NON DEPARTMENT MANAGED COSTS								
ALLOCATED COSTS								
512700 - WORKER'S COMP ADMIN FEES	**767**	**515**	**445**	**450**	**450**	**596**	**(146)**	**(151)**
523100 - INSURANCE, OTHER BENEFITS	**881**	**573**	**1,413**	**1,511**	**1,511**	**1,158**	**353**	**255**
523920 - DOCUMENT SERVICES	**20**	**0**	**0**	**0**	**0**	**0**	**0**	**0**
TOTAL ALLOCATED COSTS	**1,668**	**1,087**	**1,858**	**1,961**	**1,961**	**1,754**	**207**	**104**
TOTAL NON DEPARTMENT MANAGED COSTS	**1,668**	**1,087**	**1,858**	**1,961**	**1,961**	**1,754**	**207**	**104**
TOTAL EXPENDITURES	**340,454**	**427,892**	**602,917**	**427,405**	**549,173**	**640,018**	**(90,845)**	**(37,101)**
TOTAL FUND REDUCTIONS	**340,454**	**427,892**	**602,917**	**427,405**	**549,173**	**640,018**	**(90,845)**	**(37,101)**

NOTES

- 2020 RUN =

  Revenues = Finance Forecast

  Expenses
  - Personnel = YTD Costs/Number of Payroll Periods completed * 26 (total payroll periods in a year)
  - Debt Service, Transfers from/To, Payments to Others, Worker's Comp Admin Fees, Insurance & Other Benefits = Budget unless YTD actual is greater
  - All other expenses = (YTD Costs / # months completed -1) * 12 months

CHEROKEE COUNTY BOARD OF COMMISSIONERS
FIRE INFORMATION TECHNOLOGY
2021 HEADCOUNT

	2018 Budget				2019 Budget				2020 Budget				2021 Budget			
	FT	PT	SPT	Total	FT	PT	SPT	Total	FT	PT	SPT	Total	FT	PT	SPT	Total
SSS1 - SYSTEMS SUPPORT SPECIALIST I	1.00	0.00	0.00	1.00	2.00	0.00	0.00	2.00	3.00	0.00	0.00	3.00	3.00	0.00	0.00	3.00
SYIM - SYSTEMS INFORMATION MANAGER	1.00	0.00	0.00	1.00	1.00	0.00	0.00	1.00	1.00	0.00	0.00	1.00	1.00	0.00	0.00	1.00
Total	**2.00**	**0.00**	**0.00**	**2.00**	**3.00**	**0.00**	**0.00**	**3.00**	**4.00**	**0.00**	**0.00**	**4.00**	**4.00**	**0.00**	**0.00**	**4.00**

2021 DEPARTMENT BUDGET/FORECAST REPORT - FIRE DISTRICT FUND (270) / ORG - 3540 - FIRE TRAINING
AS OF 7/31/2020/ (21.5 PayPeriods - 82.69% of Year Lapsed)

	YEAR OVER YEAR INFORMATION						YOY VARIANCE (100%)	
	2018 Actual	2019 Actual	2020 Budget	2020 YTD	2020 Run	2021 Commission Budget	2020 R V 2021 B	2020 B V 2021 B
FIRE DISTRICT FUND (270)								
FIRE TRAINING								
EXPENDITURES								
DEPARTMENT MANAGED COSTS								
PERSONNEL (ALL 51S EXCEPT WC)								
511100 - REGULAR EMPLOYEES	415,544	571,336	625,354	517,574	625,904	716,902	(90,998)	(91,548)
511103 - WORKED HOLIDAY	0	358	0	214	259	432	(173)	(432)
511115 - PERFECT ATTENDANCE	4,388	3,552	5,150	4,544	5,150	5,940	(790)	(790)
511121 - PAID LEAVE	0	0	0	4,611	5,576	0	5,576	0
511200 - PART TIME/TEMP EMPLOYEES	16,738	0	0	0	0	0	0	0
511300 - OVERTIME	23,345	18,832	30,900	14,616	17,675	32,400	(14,725)	(1,500)
TOTAL COMPENSATION	460,015	594,078	661,404	541,559	654,563	755,674	(101,111)	(94,270)
512101 - GROUP INSURANCE - HEALTH	54,515	89,635	91,190	73,866	89,327	116,349	(27,022)	(25,159)
512102 - GROUP INSURANCE - LIFE	541	660	736	597	722	829	(107)	(93)
512103 - GROUP INSURANCE - DENTAL	1,997	2,400	2,548	2,188	2,646	3,050	(404)	(502)
512104 - GROUP INSURANCE-LONG TERM DIS	1,010	1,455	1,569	1,318	1,594	1,746	(152)	(177)
512105 - GROUP INSURANCE-SHORT TERM DIS	184	227	255	189	228	255	(27)	0
512106 - EMPLOYEE ASSISTANCE PROGRAM	29	72	81	60	72	81	(9)	0
512403 - DEFINED BENEFIT PLAN	45,914	81,473	99,211	80,774	97,681	120,908	(23,227)	(21,697)
TOTAL BENEFITS	104,191	175,921	195,590	158,992	192,269	243,218	(50,949)	(47,628)
512200 - SOCIAL SECURITY (FICA) CONT	26,520	33,766	41,007	31,272	37,817	46,851	(9,034)	(5,844)
512300 - MEDICARE	6,202	7,897	9,590	7,314	8,844	10,958	(2,114)	(1,368)
TOTAL PAYROLL TAXES	32,722	41,663	50,597	38,585	46,661	57,809	(11,148)	(7,212)
TOTAL PERSONNEL (ALL 51S EXCEPT WC)	596,928	811,662	907,591	739,135	893,493	1,056,701	(163,208)	(149,110)

2021 DEPARTMENT BUDGET/FORECAST REPORT - FIRE DISTRICT FUND (270) / ORG - 3540 - FIRE TRAINING
AS OF 7/31/2020/ (21.5 PayPeriods - 82.69% of Year Lapsed)

	YEAR OVER YEAR INFORMATION						YOY VARIANCE (100%)	
	2018 Actual	2019 Actual	2020 Budget	2020 YTD	2020 Run	2021 Commission Budget	2020 R V 2021 B	2020 B V 2021 B
OPERATING COSTS (52S AND 53S)								
521200 - PROFESSIONAL SERVICES	6,020	957	10,527	4,736	6,315	10,627	(4,312)	(100)
521260 - PROFESSIONAL SERVICE-MEDICAL	132,070	170,194	139,150	27,337	36,449	161,485	(125,036)	(22,335)
522118 - DISPOSAL-SHREDDING	0	0	0	885	1,179	0	1,179	0
522200 - REPAIRS AND MAINTENANCE	289	4,860	4,775	1,146	1,528	4,775	(3,247)	0
522202 - VEHICLE MAINTENANCE	8,464	10,909	12,475	5,819	7,759	12,475	(4,716)	0
522209 - BUILDING/GROUNDS PROP MGMT	3,863	5,104	0	5,200	6,933	0	6,933	0
522212 - BUILDING/GROUNDS	9,842	8,204	22,500	17,044	22,725	30,500	(7,775)	(8,000)
522215 - GENERATORS	0	0	500	0	0	500	(500)	0
522217 - NON-FIRE EQUIPMENT	128	0	0	0	0	0	0	0
522223 - BUNKER GEAR MAINTENANCE	0	0	0	0	0	1,000	(1,000)	(1,000)
522320 - RENTAL OF EQUIPMENT AND VEHICL	628	509	700	912	1,216	700	516	0
523201 - CELL PHONE	1,407	959	1,488	136	182	0	182	1,488
523250 - POSTAGE	328	425	500	349	466	500	(34)	0
523300 - ADVERTISING	0	0	2,000	0	0	2,000	(2,000)	0
523400 - PRINTING AND BINDING	0	620	1,500	85	113	1,000	(887)	500
523500 - TRAVEL	23,517	6,806	38,132	16,478	21,970	35,980	(14,010)	2,152
523600 - DUES AND FEES	4,533	18,065	6,585	8,303	11,070	44,784	(33,714)	(38,199)
523700 - EDUCATION AND TRAINING	22,338	32,142	36,440	27,875	37,167	40,540	(3,373)	(4,100)
523800 - LICENSES	17,111	59,674	57,500	6,521	8,694	25,000	(16,306)	32,500
531100 - GENERAL SUPPLIES AND MATERIALS	27,123	18,407	22,900	20,682	27,577	22,900	4,677	0
531270 - GASOLINE	11,339	13,754	15,000	8,901	11,868	15,000	(3,132)	0
531300 - FOOD	7,019	4,572	2,500	2,150	2,867	3,500	(633)	(1,000)
531400 - BOOKS AND PERIODICALS	19,844	52,526	30,000	17,437	23,249	30,000	(6,751)	0
531600 - SMALL EQUIPMENT	19,318	16,309	41,150	9,621	12,828	41,150	(28,322)	0
531615 - PORTABLE RADIOS	0	0	7,500	683	911	0	911	7,500
531617 - SCBA	39,620	49,086	50,000	50,000	66,667	50,000	16,667	0
531618 - SMALL TOOLS AND APPLIANCES	72	81	0	0	0	0	0	0
531620 - OFFICE FURNITURE/FURNISHINGS	3,040	606	13,000	5,273	7,031	6,500	531	6,500
531650 - OTHER MISCELLANEOUS EQUIPMENT	4,500	285	5,000	1,405	1,873	5,000	(3,127)	0
531700 - OTHER SUPPLIES	578	0	2,000	525	700	2,000	(1,300)	0
531710 - BUNKER GEAR	2,386	4,392	7,550	0	0	5,700	(5,700)	1,850
531711 - EMS SUPPLIES	1,181	18	0	0	0	0	0	0
531712 - UNIFORMS	0	1,021	7,760	3,972	5,297	7,760	(2,463)	0
TOTAL OPERATING COSTS (52S AND 53S)	366,555	480,484	539,132	243,475	324,633	561,376	(236,743)	(22,244)
CAPITAL (54S)								
542500 - OTHER EQUIPMENT	46,576	8,601	76,299	(32,877)	(43,836)	0	(43,836)	76,299
TOTAL CAPITAL (54S)	46,576	8,601	76,299	(32,877)	(43,836)	0	(43,836)	76,299

2021 DEPARTMENT BUDGET/FORECAST REPORT - FIRE DISTRICT FUND (270) / ORG - 3540 - FIRE TRAINING
AS OF 7/31/2020/ (21.5 PayPeriods - 82.69% of Year Lapsed)

	YEAR OVER YEAR INFORMATION						YOY VARIANCE (100%)	
	2018 Actual	2019 Actual	2020 Budget	2020 YTD	2020 Run	2021 Commission Budget	2020 R V 2021 B	2020 B V 2021 B
UNCLASSIFIED								
TOTAL DEPARTMENT MANAGED COSTS	1,010,059	1,300,748	1,523,022	949,733	1,174,290	1,618,077	(443,787)	(95,055)
NON DEPARTMENT MANAGED COSTS								
ALLOCATED COSTS								
512700 - WORKER'S COMP ADMIN FEES	1,535	1,495	1,778	1,801	1,801	1,950	(149)	(172)
512701 - WORKERS COMP CLAIMS	0	1,432	0	236	315	1,060	(745)	(1,060)
522110 - DISPOSAL	2,096	1,245	2,800	941	1,254	2,800	(1,546)	0
522130 - CUSTODIAL SERVICES	11,225	16,980	17,961	14,968	19,957	19,218	739	(1,257)
522140 - LAWN CARE	13,645	13,645	13,598	10,305	13,740	13,598	142	0
522218 - PEST CONTROL	275	300	300	225	300	300	0	0
523100 - INSURANCE, OTHER BENEFITS	3,558	4,193	4,996	5,446	5,446	6,728	(1,282)	(1,732)
523200 - COMMUNICATIONS - ALLOCATED	14,100	14,365	15,120	11,528	15,371	15,120	251	0
531210 - WATER/SEWER	2,570	2,573	6,500	1,946	2,594	6,500	(3,906)	0
531230 - ELECTRICITY	15,953	24,340	24,000	20,732	27,643	26,000	1,643	(2,000)
531520 - NATURAL GAS	2,312	2,159	4,000	1,734	2,313	4,000	(1,687)	0
TOTAL ALLOCATED COSTS	67,268	82,726	91,053	69,861	90,733	97,274	(6,541)	(6,221)
TOTAL NON DEPARTMENT MANAGED COSTS	67,268	82,726	91,053	69,861	90,733	97,274	(6,541)	(6,221)
TOTAL EXPENDITURES	1,077,327	1,383,474	1,614,075	1,019,594	1,265,023	1,715,351	(450,328)	(101,276)
INTERFUND TRANSFERS								
TRANSFERS FROM/TO								
TOTAL FUND REDUCTIONS	1,077,327	1,383,474	1,614,075	1,019,594	1,265,023	1,715,351	(450,328)	(101,276)

NOTES

- 2020 RUN =

  Revenues = Finance Forecast

  Expenses
  - Personnel = YTD Costs/Number of Payroll Periods completed * 26 (total payroll periods in a year)
  - Debt Service, Transfers from/To, Payments to Others, Worker's Comp Admin Fees, Insurance & Other Benefits = Budget unless YTD actual is greater
  - All other expenses = (YTD Costs / # months completed -1) * 12 months

CHEROKEE COUNTY BOARD OF COMMISSIONERS
FIRE TRAINING
2021 HEADCOUNT

	2018 Budget				2019 Budget				2020 Budget				2021 Budget			
	FT	PT	SPT	Total	FT	PT	SPT	Total	FT	PT	SPT	Total	FT	PT	SPT	Total
ADMA - ADMINISTRATIVE ASSISTANT	1.00	0.00	0.00	1.00	1.00	0.00	0.00	1.00	1.00	0.00	0.00	1.00	1.00	0.00	0.00	1.00
BATC - BATTALION CHIEF	0.00	0.00	0.00	0.00	0.00	0.00	0.00	0.00	1.00	0.00	0.00	1.00	1.00	0.00	0.00	1.00
CAPF - CAPTAIN FIRE	1.00	0.00	0.00	1.00	1.00	0.00	0.00	1.00	0.00	0.00	0.00	0.00	0.00	0.00	0.00	0.00
DVCF - DIVISION CHIEF	1.00	0.00	0.00	1.00	1.00	0.00	0.00	1.00	1.00	0.00	0.00	1.00	1.00	0.00	0.00	1.00
FHSO - FIRE HEALTH/SAFTY	0.00	0.00	0.00	0.00	1.00	0.00	0.00	1.00	1.00	0.00	0.00	1.00	1.00	0.00	0.00	1.00
FTCV - FIRE TRAINING COORD VOLUT OPER	0.00	0.00	0.00	0.00	1.00	0.00	0.00	1.00	1.00	0.00	0.00	1.00	1.00	0.00	0.00	1.00
LTFE - LIEUTENANT - FIRE	1.00	0.00	0.00	1.00	1.00	0.00	0.00	1.00	1.00	0.00	0.00	1.00	0.00	0.00	0.00	0.00
PTSO - PTSAFETY OFFICER FIRE/EMA	0.00	1.00	0.00	1.00	0.00	0.00	0.00	0.00	0.00	0.00	0.00	0.00	0.00	0.00	0.00	0.00
TROF - TRAINING OFFICER	2.00	0.00	0.00	2.00	3.00	0.00	0.00	3.00	3.00	0.00	0.00	3.00	4.00	0.00	0.00	4.00
Total	**6.00**	**1.00**	**0.00**	**7.00**	**9.00**	**0.00**	**0.00**	**9.00**	**9.00**	**0.00**	**0.00**	**9.00**	**9.00**	**0.00**	**0.00**	**9.00**

E911 Fund

2021 DEPARTMENT BUDGET/FORECAST REPORT - EMERGENCY 911 TELEPHONE FUND (215)
AS OF 7/31/2020/ (21.5 PayPeriods - 82.69% of Year Lapsed)

	YEAR OVER YEAR INFORMATION						YOY VARIANCE (100%)	
	2018 Actual	2019 Actual	2020 Budget	2020 YTD	2020 Run	2021 Commission Budget	2020 R V 2021 B	2020 B V 2021 B
EMERGENCY 911 TELEPHONE FUND (215)								
ALL FUNDING SOURCES								
CHARGES FOR SVCS								
342500 - E-911 CHARGES	1,141,183	274,985	0	0	0	0	0	0
342510 - E911 PREPAID CELLULAR	2,281,287	1,544,687	0	658,307	990,307	1,000,000	(9,693)	(1,000,000)
342520 - E911 PHONE CARD CHARGES	465,598	0	400,000	0	0	0	0	400,000
342530 - NON-PREPAID E-911 CHARGES	0	3,369,486	7,000,000	3,074,048	5,012,242	5,000,000	12,242	2,000,000
342550 - E911 FEES - RESERVE ACCOUNTS	973,408	252,965	0	0	0	0	0	0
342560 - FIRE WORKS TAX	1,985	0	0	0	0	0	0	0
346900 - OPEN RECORDS REQUEST FEES	0	419	0	927	927	500	427	(500)
TOTAL CHARGES FOR SVCS	4,863,461	5,442,542	7,400,000	3,733,282	6,003,476	6,000,500	2,976	1,399,500
INVSMT REVENUE								
361000 - INTEREST REVENUES	21,894	41,269	25,000	20,014	20,814	10,000	10,814	15,000
TOTAL INVSMT REVENUE	21,894	41,269	25,000	20,014	20,814	10,000	10,814	15,000
MISC REVENUE								
380000 - MISCELLANEOUS REVENUE	6	20	500	0	500	500	0	0
383010 - MISCELLANEOUS REIMBURSEMENTS	(2)	0	0	0	0	0	0	0
TOTAL MISC REVENUE	5	20	500	0	500	500	0	0
SALE OF ASSETS								
392100 - SALE OF ASSETS	0	0	0	1,525	1,525	0	1,525	0
TOTAL SALE OF ASSETS	0	0	0	1,525	1,525	0	1,525	0
BOND/DEBT PROCEEDS								
USE OF RESERVES								
389000 - USE OF RESERVES	0	0	(1,907,794)	0	0	30,317	0	0
TOTAL USE OF RESERVES	0	0	(1,907,794)	0	0	30,317	0	0
TOTAL ALL FUNDING SOURCES	4,885,360	5,483,831	5,517,706	3,754,821	6,026,315	6,041,317	(15,002)	(523,611)
EXPENDITURES								
DEPARTMENT MANAGED COSTS								

2021 DEPARTMENT BUDGET/FORECAST REPORT - EMERGENCY 911 TELEPHONE FUND (215)
AS OF 7/31/2020/ (21.5 PayPeriods - 82.69% of Year Lapsed)

	YEAR OVER YEAR INFORMATION						YOY VARIANCE (100%)	
	2018 Actual	2019 Actual	2020 Budget	2020 YTD	2020 Run	2021 Commission Budget	2020 R V 2021 B	2020 B V 2021 B
PERSONNEL (ALL 51S EXCEPT WC)								
511100 - REGULAR EMPLOYEES	2,111,823	2,240,158	2,638,828	1,939,903	2,345,929	2,849,934	(504,005)	(211,106)
511103 - WORKED HOLIDAY	14,172	16,674	16,937	14,603	17,660	17,760	(100)	(823)
511115 - PERFECT ATTENDANCE	6,634	6,410	0	9,473	9,473	0	9,473	0
511116 - SHORT TERM DISABILITY PAY	0	9,641	0	2,279	2,756	0	2,756	0
511200 - PART TIME/TEMP EMPLOYEES	119,497	102,939	94,613	90,174	109,048	96,135	12,913	(1,522)
511300 - OVERTIME	472,075	474,847	450,569	377,581	456,610	499,442	(42,832)	(48,873)
TOTAL COMPENSATION	2,724,201	2,850,669	3,200,947	2,434,014	2,941,476	3,463,271	(521,795)	(262,324)
512101 - GROUP INSURANCE - HEALTH	315,915	410,293	363,375	314,768	380,649	428,205	(47,556)	(64,830)
512102 - GROUP INSURANCE - LIFE	2,659	2,484	2,521	2,102	2,542	2,521	21	0
512103 - GROUP INSURANCE - DENTAL	10,895	12,486	12,708	9,880	11,948	12,708	(760)	0
512104 - GROUP INSURANCE-LONG TERM DIS	4,883	5,426	5,527	4,600	5,563	5,527	36	0
512105 - GROUP INSURANCE-SHORT TERM DIS	1,218	1,352	1,374	1,096	1,325	1,374	(49)	0
512106 - EMPLOYEE ASSISTANCE PROGRAM	222	430	441	348	421	441	(20)	0
512403 - DEFINED BENEFIT PLAN	486,204	378,438	465,950	349,676	422,864	538,742	(115,878)	(72,792)
TOTAL BENEFITS	821,996	810,908	851,896	682,469	825,311	989,518	(164,207)	(137,622)
512200 - SOCIAL SECURITY (FICA) CONT	158,692	166,103	198,225	141,937	171,645	214,722	(43,077)	(16,497)
512300 - MEDICARE	37,113	38,847	46,359	33,212	40,163	50,218	(10,055)	(3,859)
TOTAL PAYROLL TAXES	195,806	204,950	244,584	175,149	211,808	264,940	(53,132)	(20,356)
TOTAL PERSONNEL (ALL 51S EXCEPT WC)	3,742,003	3,866,527	4,297,427	3,291,632	3,978,595	4,717,729	(739,134)	(420,302)

2021 DEPARTMENT BUDGET/FORECAST REPORT - EMERGENCY 911 TELEPHONE FUND (215)
AS OF 7/31/2020/ (21.5 PayPeriods - 82.69% of Year Lapsed)

	YEAR OVER YEAR INFORMATION						YOY VARIANCE (100%)	
	2018 Actual	2019 Actual	2020 Budget	2020 YTD	2020 Run	2021 Commission Budget	2020 R V 2021 B	2020 B V 2021 B
OPERATING COSTS (52S AND 53S)								
521260 - PROFESSIONAL SERVICE-MEDICAL	4,926	1,935	8,725	1,680	2,240	6,000	(3,760)	2,725
521300 - TECHNICAL	11,341	3,685	87,916	15,813	21,084	86,574	(65,490)	1,342
522200 - REPAIRS AND MAINTENANCE	13,001	15,094	64,307	23,200	30,934	93,196	(62,262)	(28,889)
522202 - VEHICLE MAINTENANCE	4,466	5,025	7,000	2,326	3,101	15,000	(11,899)	(8,000)
522204 - EQUIPMENT SERVICE AGREEMENTS	206,792	241,888	304,434	274,792	366,390	338,727	27,663	(34,293)
522320 - RENTAL OF EQUIPMENT AND VEHICL	4,979	3,249	2,669	1,821	2,428	2,669	(241)	0
523110 - INSURANCE DEDUCTIBLES	0	0	0	10,000	13,333	0	13,333	0
523201 - CELL PHONE	8,807	8,722	10,000	6,412	8,549	14,000	(5,451)	(4,000)
523250 - POSTAGE	365	1,823	1,800	350	466	1,800	(1,334)	0
523300 - ADVERTISING	0	0	500	0	0	500	(500)	0
523400 - PRINTING AND BINDING	175	195	300	106	142	300	(158)	0
523500 - TRAVEL	12,108	8,073	14,706	3,895	5,193	16,687	(11,494)	(1,981)
523600 - DUES AND FEES	907	912	1,099	1,174	1,565	1,099	466	0
523700 - EDUCATION AND TRAINING	7,860	18,688	14,563	11,916	15,888	28,053	(12,165)	(13,490)
531100 - GENERAL SUPPLIES AND MATERIALS	31,432	23,096	32,394	22,066	29,422	40,874	(11,452)	(8,480)
531270 - GASOLINE	3,214	3,923	8,000	2,360	3,147	12,000	(8,853)	(4,000)
531300 - FOOD	2,137	795	3,000	1,105	1,473	5,000	(3,527)	(2,000)
531600 - SMALL EQUIPMENT	4,274	1,438	48,600	10,902	14,536	29,300	(14,764)	19,300
531660 - NON ASSET COMPUTER EQUIPMENT	45,570	84,810	99,723	50,699	67,599	76,733	(9,134)	22,990
531700 - OTHER SUPPLIES	6,791	7,619	16,278	6,260	8,347	26,275	(17,928)	(9,997)
TOTAL OPERATING COSTS (52S AND 53S)	369,145	430,970	726,014	446,877	595,836	794,787	(198,951)	(68,773)
CAPITAL (54S)								
542100 - MACHINERY	0	0	15,000	0	0	35,000	(35,000)	(20,000)
542200 - VEHICLES	0	0	0	15,000	20,000	0	20,000	0
542400 - COMPUTERS	0	0	50,000	0	0	50,000	(50,000)	0
542500 - OTHER EQUIPMENT	0	388,867	35,000	0	0	30,000	(30,000)	5,000
TOTAL CAPITAL (54S)	0	388,867	100,000	15,000	20,000	115,000	(95,000)	(15,000)
NON-OPERATIONAL COSTS								
572000 - PAYMENTS TO OTHER AGENCIES	88,914	36,877	0	0	0	0	0	0
TOTAL NON-OPERATIONAL COSTS	88,914	36,877	0	0	0	0	0	0
TOTAL DEPARTMENT MANAGED COSTS	4,200,062	4,723,242	5,123,441	3,753,509	4,594,432	5,627,516	(1,033,084)	(504,075)
NON DEPARTMENT MANAGED COSTS								

2021 DEPARTMENT BUDGET/FORECAST REPORT - EMERGENCY 911 TELEPHONE FUND (215)
AS OF 7/31/2020/ (21.5 PayPeriods - 82.69% of Year Lapsed)

	YEAR OVER YEAR INFORMATION						YOY VARIANCE (100%)	
	2018 Actual	2019 Actual	2020 Budget	2020 YTD	2020 Run	2021 Commission Budget	2020 R V 2021 B	2020 B V 2021 B
ALLOCATED COSTS								
512700 - WORKER'S COMP ADMIN FEES	14,502	12,713	11,893	12,043	12,043	12,042	1	(149)
512701 - WORKERS COMP CLAIMS	(1,579)	(108)	18	2,537	3,383	427	2,956	(409)
522110 - DISPOSAL	94	164	240	157	209	120	89	120
522130 - CUSTODIAL SERVICES	1,560	4,068	4,301	3,584	4,779	2,767	2,012	1,534
522140 - LAWN CARE	0	606	691	455	606	346	260	345
522218 - PEST CONTROL	51	78	145	109	145	100	45	45
523100 - INSURANCE, OTHER BENEFITS	15,387	16,202	13,992	15,920	15,920	18,039	(2,119)	(4,047)
523200 - COMMUNICATIONS - ALLOCATED	258,390	278,466	334,839	215,215	286,954	354,839	(67,885)	(20,000)
523920 - DOCUMENT SERVICES	217	217	217	0	0	217	(217)	0
531210 - WATER/SEWER	5,197	5,299	6,237	4,145	5,527	5,712	(185)	525
531230 - ELECTRICITY	15,122	16,816	17,992	14,440	19,254	16,742	2,512	1,250
531520 - NATURAL GAS	1,751	2,433	3,700	1,714	2,286	2,450	(164)	1,250
TOTAL ALLOCATED COSTS	310,691	336,954	394,265	270,319	351,105	413,801	(62,696)	(19,536)
TOTAL NON DEPARTMENT MANAGED COSTS	310,691	336,954	394,265	270,319	351,105	413,801	(62,696)	(19,536)
TOTAL EXPENDITURES	4,510,753	5,060,195	5,517,706	4,023,828	4,945,537	6,041,317	(1,095,780)	(523,611)
INTERFUND TRANSFERS								
TRANSFERS FROM/TO								
TOTAL FUND REDUCTIONS	4,510,753	5,060,195	5,517,706	4,023,828	4,945,537	6,041,317	(1,095,780)	(523,611)

Fund Balance

BOY Balance	+	2020 FY Run Rate Sources	-	2020 FY Run Rate Uses	=	Expected EOY 2020 Balance	Expected SOY 2021	+	2021 Budget Sources	-	2021 Budget Uses	=	Expected EOY 2021
3,543,210	+	6,026,315	-	4,945,537	=	4,623,988	4,623,988	+	6,011,000	-	6,041,317	=	4,593,671

2021 DEPARTMENT BUDGET/FORECAST REPORT - EMERGENCY 911 TELEPHONE FUND (215)
AS OF 7/31/2020/ (21.5 PayPeriods - 82.69% of Year Lapsed)

YEAR OVER YEAR INFORMATION						YOY VARIANCE (100%)	
2018 Actual	2019 Actual	2020 Budget	2020 YTD	2020 Run	2021 Commission Budget	2020 R V 2021 B	2020 B V 2021 B

NOTES

- 2020 RUN =

Revenues = Finance Forecast

Expenses

- Personnel = YTD Costs/Number of Payroll Periods completed * 26 (total payroll periods in a year)
- Debt Service, Transfers from/To, Payments to Others, Worker's Comp Admin Fees, Insurance & Other Benefits = Budget unless YTD actual is greater
- All other expenses = (YTD Costs / # months completed -1) * 12 months

CHEROKEE COUNTY BOARD OF COMMISSIONERS
EMERGENCY 911 TELEPHONE FUND
2021 HEADCOUNT

		2018 Budget				2019 Budget				2020 Budget				2021 Budget			
		FT	PT	SPT	Total	FT	PT	SPT	Total	FT	PT	SPT	Total	FT	PT	SPT	Total
EMERGENCY 911 TELEPHONE (3800)	ACCM - ACCREDITATION MANAGER	1.00	0.00	0.00	1.00	1.00	0.00	0.00	1.00	1.00	0.00	0.00	1.00	1.00	0.00	0.00	1.00
	ADMA - ADMINISTRATIVE ASSISTANT	1.00	0.00	0.00	1.00	1.00	0.00	0.00	1.00	1.00	0.00	0.00	1.00	1.00	0.00	0.00	1.00
	ADMC - ADMINISTRATIVE COMMANDER 911	0.00	0.00	0.00	0.00	1.00	0.00	0.00	1.00	1.00	0.00	0.00	1.00	1.00	0.00	0.00	1.00
	ADR9 - ASST DIRECTOR 911	1.00	0.00	0.00	1.00	1.00	0.00	0.00	1.00	1.00	0.00	0.00	1.00	0.00	0.00	0.00	0.00
	CADM - CAD MANAGER E911	1.00	0.00	0.00	1.00	1.00	0.00	0.00	1.00	1.00	0.00	0.00	1.00	1.00	0.00	0.00	1.00
	CMED - CO MARSHAL 911 DIR	0.67	0.00	0.00	0.67	1.00	0.00	0.00	1.00	0.50	0.00	0.00	0.50	0.50	0.00	0.00	0.50
	CO01 - COMMUNICATION OFFICER I	13.00	0.00	0.00	13.00	13.00	0.00	0.00	13.00	24.00	0.00	0.00	24.00	26.00	0.00	0.00	26.00
	COIT - COMM OFFICER IN TRAINING	3.00	0.00	0.00	3.00	4.00	0.00	0.00	4.00	1.00	0.00	0.00	1.00	0.00	0.00	0.00	0.00
	COOF - COMM OFFICER 911 COI/COIII	15.00	0.00	0.00	15.00	17.00	0.00	0.00	17.00	9.00	0.00	0.00	9.00	8.00	0.00	0.00	8.00
	COSS - COMM SYS SPECIALIST	1.00	0.00	0.00	1.00	1.00	0.00	0.00	1.00	1.00	0.00	0.00	1.00	1.00	0.00	0.00	1.00
	COSU - COMMUNICATIONS SUPERVISOR	4.00	0.00	0.00	4.00	4.00	0.00	0.00	4.00	4.00	0.00	0.00	4.00	4.00	0.00	0.00	4.00
	D911 - DIRECTOR/E911	0.00	0.00	0.00	0.00	0.00	0.00	0.00	0.00	0.00	0.00	0.00	0.00	1.00	0.00	0.00	1.00
	LCOO - LEAD COMMUNICATION OFFICER	4.00	0.00	0.00	4.00	4.00	0.00	0.00	4.00	4.00	0.00	0.00	4.00	4.00	0.00	0.00	4.00
	OPCO - OPERATIONS COMMANDER E911	0.00	0.00	0.00	0.00	1.00	0.00	0.00	1.00	1.00	0.00	0.00	1.00	1.00	0.00	0.00	1.00
	PT - PART-TIME	0.00	5.00	0.00	5.00	0.00	5.00	0.00	5.00	0.00	6.00	0.00	6.00	0.00	6.00	0.00	6.00
	PTCL - PT CLERICAL	0.00	4.00	0.00	4.00	0.00	4.00	0.00	4.00	0.00	3.00	0.00	3.00	0.00	3.00	0.00	3.00
	QAQI - QUALITY/QI	0.00	0.00	0.00	0.00	1.00	0.00	0.00	1.00	1.00	0.00	0.00	1.00	1.00	0.00	0.00	1.00
	RECO - RECORDS COORDINATOR	1.00	0.00	0.00	1.00	1.00	0.00	0.00	1.00	1.00	0.00	0.00	1.00	1.00	0.00	0.00	1.00
	SPCM - SPECIAL PROJECTS MANAGER	0.00	0.00	0.00	0.00	0.00	0.00	0.00	0.00	0.00	0.00	0.00	0.00	0.07	0.00	0.00	0.07
	TACF - TAC OFFICER FIRE/911	1.00	0.00	0.00	1.00	0.00	0.00	0.00	0.00	0.00	0.00	0.00	0.00	0.00	0.00	0.00	0.00
	TCOO - TRAINING COORDINATOR E911	1.00	0.00	0.00	1.00	1.00	0.00	0.00	1.00	1.00	0.00	0.00	1.00	1.00	0.00	0.00	1.00

		2018 Budget				2019 Budget				2020 Budget				2021 Budget			
		FT	PT	SPT	Total	FT	PT	SPT	Total	FT	PT	SPT	Total	FT	PT	SPT	Total
EMERGENCY 911 TELEPHONE (3800)	Total	47.67	9.00	0.00	56.67	53.00	9.00	0.00	62.00	52.50	9.00	0.00	61.50	52.57	9.00	0.00	61.57
Total		47.67	9.00	0.00	56.67	53.00	9.00	0.00	62.00	52.50	9.00	0.00	61.50	52.57	9.00	0.00	61.57

Senior Services Fund

2021 DEPARTMENT BUDGET/FORECAST REPORT - SENIOR SERVICES FUND (221)
AS OF 7/31/2020/ (21.5 PayPeriods - 82.69% of Year Lapsed)

	YEAR OVER YEAR INFORMATION						YOY VARIANCE (100%)	
	2018 Actual	2019 Actual	2020 Budget	2020 YTD	2020 Run	2021 Commission Budget	2020 R V 2021 B	2020 B V 2021 B
SENIOR SERVICES FUND (221)								
ALL FUNDING SOURCES								
INTERGOVT								
331113 - FEDERAL DIR - PUBLIC WELFARE	0	0	274,024	5,115	274,024	0	274,024	274,024
331114 - FEDERAL INDIRECT-PUBLIC WEL	443,423	503,744	480,691	300,271	480,691	480,700	(9)	(9)
334153 - STATE INDIRECT PUBLIC WELFARE	313,732	314,206	270,389	179,801	270,389	270,400	(11)	(11)
TOTAL INTERGOVT	757,155	817,950	1,025,104	485,187	1,025,104	751,100	274,004	274,004
CHARGES FOR SVCS								
341951 - OTHER REVENUE	10,000	10,000	10,000	7,500	10,000	10,000	0	0
347200 - ACTIVITY FEES	0	0	0	0	0	43,270	(43,270)	(43,270)
349900 - OTHER FEES COLLECTED	18,964	8,007	16,750	4,509	4,909	7,200	(2,291)	9,550
TOTAL CHARGES FOR SVCS	28,964	18,007	26,750	12,009	14,909	60,470	(45,561)	(33,720)
INVSMT REVENUE								
MISC REVENUE								
383010 - MISCELLANEOUS REIMBURSEMENTS	175	475	0	0	0	0	0	0
TOTAL MISC REVENUE	175	475	0	0	0	0	0	0
CONTRIBUTIONS								
371000 - CONTRIBUTIONS AND DONATIONS	11,070	10,360	12,000	9,409	11,079	12,000	(921)	0
371007 - SENIOR CENTER SP PROJ CONTR	0	0	0	2,421	2,421	0	2,421	0
TOTAL CONTRIBUTIONS	11,070	10,360	12,000	11,830	13,500	12,000	1,500	0
SALE OF ASSETS								
392100 - SALE OF ASSETS	3,500	0	0	0	0	0	0	0
TOTAL SALE OF ASSETS	3,500	0	0	0	0	0	0	0
BOND/DEBT PROCEEDS								
393500 - PROCEEDS FROM CAPITAL LEASES	15,002	0	0	0	0	0	0	0
393600 - INSURANCE RECOVERY	0	137	0	0	0	0	0	0
TOTAL BOND/DEBT PROCEEDS	15,002	137	0	0	0	0	0	0
USE OF RESERVES								
389000 - USE OF RESERVES	0	0	61,689	0	0	0	0	0
TOTAL USE OF RESERVES	0	0	61,689	0	0	0	0	0

2021 DEPARTMENT BUDGET/FORECAST REPORT - SENIOR SERVICES FUND (221)
AS OF 7/31/2020/ (21.5 PayPeriods - 82.69% of Year Lapsed)

	YEAR OVER YEAR INFORMATION						YOY VARIANCE (100%)	
	2018 Actual	2019 Actual	2020 Budget	2020 YTD	2020 Run	2021 Commission Budget	2020 R V 2021 B	2020 B V 2021 B
TRANSFERS FROM/TO								
391100 - TRANSFER IN FROM GENERAL FUND	539,060	574,662	645,291	537,743	645,291	728,679	(83,388)	(83,388)
391101 - TRANSFER/GEN FUND-GRANT MATCH	46,060	47,465	52,186	43,488	52,186	60,000	(7,814)	(7,814)
TOTAL TRANSFERS FROM/TO	585,120	622,127	697,477	581,231	697,477	788,679	(91,202)	(91,202)
TOTAL ALL FUNDING SOURCES	1,400,985	1,469,056	1,823,020	1,090,258	1,750,990	1,612,249	138,741	210,771
EXPENDITURES								
DEPARTMENT MANAGED COSTS								
PERSONNEL (ALL 51S EXCEPT WC)								
511100 - REGULAR EMPLOYEES	590,035	608,067	686,295	547,927	662,609	674,775	(12,166)	11,520
511115 - PERFECT ATTENDANCE	1,911	1,818	0	1,041	1,041	0	1,041	0
511116 - SHORT TERM DISABILITY PAY	0	263	0	0	0	0	0	0
511121 - PAID LEAVE	0	0	0	2,300	2,781	0	2,781	0
511200 - PART TIME/TEMP EMPLOYEES	76,789	99,159	93,506	44,896	54,293	122,972	(68,679)	(29,466)
511300 - OVERTIME	60	239	0	0	0	0	0	0
TOTAL COMPENSATION	668,796	709,546	779,801	596,163	720,724	797,747	(77,023)	(17,946)
512101 - GROUP INSURANCE - HEALTH	73,396	89,142	98,792	105,531	127,619	160,087	(32,468)	(61,295)
512102 - GROUP INSURANCE - LIFE	1,208	1,043	827	627	759	746	13	81
512103 - GROUP INSURANCE - DENTAL	2,626	2,678	3,201	3,343	4,043	4,247	(204)	(1,046)
512104 - GROUP INSURANCE-LONG TERM DIS	1,430	1,586	1,787	1,380	1,668	1,644	24	143
512105 - GROUP INSURANCE-SHORT TERM DIS	411	446	509	389	471	453	18	56
512106 - EMPLOYEE ASSISTANCE PROGRAM	81	142	162	124	150	144	6	18
512403 - DEFINED BENEFIT PLAN	61,344	84,034	102,945	78,275	94,659	107,964	(13,305)	(5,019)
TOTAL BENEFITS	140,497	179,070	208,223	189,669	229,368	275,285	(45,917)	(67,062)
512200 - SOCIAL SECURITY (FICA) CONT	39,756	41,906	48,347	34,433	41,640	49,460	(7,820)	(1,113)
512300 - MEDICARE	9,298	9,801	11,307	8,053	9,738	11,567	(1,829)	(260)
TOTAL PAYROLL TAXES	49,053	51,707	59,654	42,486	51,378	61,027	(9,649)	(1,373)
TOTAL PERSONNEL (ALL 51S EXCEPT WC)	858,346	940,323	1,047,678	828,318	1,001,469	1,134,059	(132,590)	(86,381)

2021 DEPARTMENT BUDGET/FORECAST REPORT - SENIOR SERVICES FUND (221)
AS OF 7/31/2020/ (21.5 PayPeriods - 82.69% of Year Lapsed)

	YEAR OVER YEAR INFORMATION						YOY VARIANCE (100%)	
	2018 Actual	2019 Actual	2020 Budget	2020 YTD	2020 Run	2021 Commission Budget	2020 R V 2021 B	2020 B V 2021 B
OPERATING COSTS (52S AND 53S)								
521200 - PROFESSIONAL SERVICES	287	140	2,900	511	681	500	181	2,400
522202 - VEHICLE MAINTENANCE	4,588	4,350	3,200	3,803	5,071	5,800	(729)	(2,600)
522203 - VEHICLE REPAIRS- INSURANCE CLM	0	2,137	0	3,188	4,251	0	4,251	0
522320 - RENTAL OF EQUIPMENT AND VEHICL	0	639	0	1,324	1,765	0	1,765	0
523201 - CELL PHONE	6,804	7,068	10,000	6,587	8,783	10,000	(1,217)	0
523250 - POSTAGE	1,272	957	1,000	577	769	1,400	(631)	(400)
523300 - ADVERTISING	(175)	0	0	0	0	0	0	0
523400 - PRINTING AND BINDING	3,328	2,630	5,230	698	931	2,800	(1,869)	2,430
523500 - TRAVEL	29,282	27,649	28,000	15,638	20,851	22,460	(1,609)	5,540
523600 - DUES AND FEES	1,639	542	1,250	751	1,001	1,830	(829)	(580)
523700 - EDUCATION AND TRAINING	880	2,529	3,300	2,000	2,667	3,300	(633)	0
523900 - OTHER PURCHASED SERVICES	45,066	42,677	34,000	28,745	38,327	34,000	4,327	0
531100 - GENERAL SUPPLIES AND MATERIALS	35,511	41,181	100,700	36,478	48,637	76,970	(28,333)	23,730
531105 - GENERAL SUPPLIES- CUSTODIAL	0	0	0	0	0	4,500	(4,500)	(4,500)
531270 - GASOLINE	5,557	6,533	8,900	3,837	5,116	10,419	(5,303)	(1,519)
531300 - FOOD	152,074	176,837	394,208	140,540	187,387	185,800	1,587	208,408
531600 - SMALL EQUIPMENT	0	0	3,300	0	0	3,307	(3,307)	(7)
531660 - NON ASSET COMPUTER EQUIPMENT	7,558	6,511	4,940	4,631	6,174	6,495	(321)	(1,555)
531700 - OTHER SUPPLIES	19,213	29,992	20,000	23,616	31,488	21,800	9,688	(1,800)
TOTAL OPERATING COSTS (52S AND 53S)	312,884	352,373	620,928	272,925	363,900	391,381	(27,481)	229,547
CAPITAL (54S)								
542200 - VEHICLES	15,002	0	61,689	0	0	0	0	61,689
TOTAL CAPITAL (54S)	15,002	0	61,689	0	0	0	0	61,689
DEBT SERVICE								
581200 - CAPITAL LEASE PRINCIPAL	6,823	8,824	9,200	7,770	9,200	9,926	(726)	(726)
582200 - CAPITAL LEASE INTEREST	1,853	1,875	1,950	1,145	1,950	774	1,176	1,176
TOTAL DEBT SERVICE	8,676	10,699	11,150	8,916	11,150	10,700	450	450
UNCLASSIFIED								
TOTAL DEPARTMENT MANAGED COSTS	1,194,908	1,303,394	1,741,445	1,110,158	1,376,519	1,536,140	(159,621)	205,305
NON DEPARTMENT MANAGED COSTS								

2021 DEPARTMENT BUDGET/FORECAST REPORT - SENIOR SERVICES FUND (221)
AS OF 7/31/2020/ (21.5 PayPeriods - 82.69% of Year Lapsed)

	YEAR OVER YEAR INFORMATION						YOY VARIANCE (100%)	
	2018 Actual	2019 Actual	2020 Budget	2020 YTD	2020 Run	2021 Commission Budget	2020 R V 2021 B	2020 B V 2021 B
ALLOCATED COSTS								
512700 - WORKER'S COMP ADMIN FEES	5,883	5,073	5,057	5,121	5,121	4,986	135	71
512701 - WORKERS COMP CLAIMS	18,278	6,186	11,973	331	442	767	(325)	11,206
522110 - DISPOSAL	1,544	1,048	2,361	660	880	2,361	(1,481)	0
522130 - CUSTODIAL SERVICES	14,052	16,620	12,288	10,240	13,653	13,148	505	(860)
522140 - LAWN CARE	6,026	6,026	5,440	4,575	6,101	5,440	661	0
522218 - PEST CONTROL	316	338	300	225	300	300	0	0
523100 - INSURANCE, OTHER BENEFITS	5,797	7,627	7,359	8,213	8,213	10,322	(2,109)	(2,963)
523200 - COMMUNICATIONS - ALLOCATED	11,846	11,938	11,520	10,641	14,187	13,380	807	(1,860)
523920 - DOCUMENT SERVICES	674	688	674	484	646	702	(56)	(28)
531210 - WATER/SEWER	4,136	4,306	3,933	2,644	3,526	4,033	(507)	(100)
531230 - ELECTRICITY	15,509	16,554	18,440	8,329	11,106	18,440	(7,334)	0
531520 - NATURAL GAS	2,053	2,307	2,230	1,226	1,635	2,230	(595)	0
TOTAL ALLOCATED COSTS	86,115	78,710	81,575	52,691	65,810	76,109	(10,299)	5,466
TOTAL NON DEPARTMENT MANAGED COSTS	86,115	78,710	81,575	52,691	65,810	76,109	(10,299)	5,466
TOTAL EXPENDITURES	1,281,023	1,382,104	1,823,020	1,162,849	1,442,329	1,612,249	(169,920)	210,771
INTERFUND TRANSFERS								
TRANSFERS FROM/TO								
TOTAL FUND REDUCTIONS	1,281,023	1,382,104	1,823,020	1,162,849	1,442,329	1,612,249	(169,920)	210,771

Fund Balance

BOY Balance	+	2020 FY Run Rate Sources	-	2020 FY Run Rate Uses	=	Expected EOY 2020 Balance	Expected SOY 2021	+	2021 Budget Sources	-	2021 Budget Uses	=	Expected EOY 2021
355,163	+	1,750,990	-	1,442,329	=	663,824	663,824	+	1,612,249	-	1,612,249	=	663,824

2021 DEPARTMENT BUDGET/FORECAST REPORT - SENIOR SERVICES FUND (221)
AS OF 7/31/2020/ (21.5 PayPeriods - 82.69% of Year Lapsed)

YEAR OVER YEAR INFORMATION						YOY VARIANCE (100%)	
2018 Actual	2019 Actual	2020 Budget	2020 YTD	2020 Run	2021 Commission Budget	2020 R V 2021 B	2020 B V 2021 B

NOTES

- 2020 RUN =

Revenues = Finance Forecast

Expenses

- Personnel = YTD Costs/Number of Payroll Periods completed * 26 (total payroll periods in a year)
- Debt Service, Transfers from/To, Payments to Others, Worker's Comp Admin Fees, Insurance & Other Benefits = Budget unless YTD actual is greater
- All other expenses = (YTD Costs / # months completed -1) * 12 months

CHEROKEE COUNTY BOARD OF COMMISSIONERS
SENIOR SERVICES FUND
2021 HEADCOUNT

		2018 Budget				2019 Budget				2020 Budget				2021 Budget			
		FT	PT	SPT	Total	FT	PT	SPT	Total	FT	PT	SPT	Total	FT	PT	SPT	Total
SENIOR CENTER (5520)	ADMA - ADMINISTRATIVE ASSISTANT	0.00	0.00	0.00	0.00	0.00	0.00	0.00	0.00	0.00	0.00	0.00	0.00	1.00	0.00	0.00	1.00
	BVCO - BUDGET VOUCHER COORDINATOR	1.00	0.00	0.00	1.00	1.00	0.00	0.00	1.00	1.00	0.00	0.00	1.00	1.00	0.00	0.00	1.00
	CSMG - CASE MANAGER	2.00	0.00	0.00	2.00	3.00	0.00	0.00	3.00	3.00	0.00	0.00	3.00	2.00	0.00	0.00	2.00
	DRSS - DIRECTOR - SENIOR SERVICES	1.00	0.00	0.00	1.00	1.00	0.00	0.00	1.00	1.00	0.00	0.00	1.00	1.00	0.00	0.00	1.00
	HDMA - HOME DELIVERED MEALS ASST	1.00	0.00	0.00	1.00	1.00	0.00	0.00	1.00	1.00	0.00	0.00	1.00	1.00	0.00	0.00	1.00
	HDMS - HDM SUPERVISOR/VOLUNTEER COORD	1.00	0.00	0.00	1.00	1.00	0.00	0.00	1.00	1.00	0.00	0.00	1.00	1.00	0.00	0.00	1.00
	HOMA - HOMEMAKER AIDE	3.00	0.00	0.00	3.00	3.00	0.00	0.00	3.00	3.00	0.00	0.00	3.00	3.00	0.00	0.00	3.00
	HOMS - HOMEMAKER SUPERVISOR	1.00	0.00	0.00	1.00	1.00	0.00	0.00	1.00	1.00	0.00	0.00	1.00	1.00	0.00	0.00	1.00
	IACD - I&A COORDINATOR	1.00	0.00	0.00	1.00	1.00	0.00	0.00	1.00	1.00	0.00	0.00	1.00	1.00	0.00	0.00	1.00
	IACR - I&A CAREGIVER	1.00	0.00	0.00	1.00	1.00	0.00	0.00	1.00	1.00	0.00	0.00	1.00	1.00	0.00	0.00	1.00
	PMSS - PROGRAM MANAGER SENIOR SVCS	1.00	0.00	0.00	1.00	1.00	0.00	0.00	1.00	1.00	0.00	0.00	1.00	1.00	0.00	0.00	1.00
	PTCL - PT CLERICAL	0.00	7.00	0.00	7.00	0.00	7.00	0.00	7.00	0.00	6.00	0.00	6.00	0.00	7.00	0.00	7.00
	PTCM - PT CASE MANAGER	0.00	1.00	0.00	1.00	0.00	0.00	0.00	0.00	0.00	0.00	0.00	0.00	0.00	0.00	0.00	0.00
	RCOO - RESOURCE COOD	0.00	0.00	0.00	0.00	0.00	0.00	0.00	0.00	1.00	0.00	0.00	1.00	1.00	0.00	0.00	1.00
	SCKA - KITCHEN/ACTIVITIES/AIDE	1.00	0.00	0.00	1.00	1.00	0.00	0.00	1.00	1.00	0.00	0.00	1.00	0.00	0.00	0.00	0.00
	SRAC - SR. ROAMERS ACTIVITIES COORDIN	0.00	0.00	0.00	0.00	0.00	0.00	0.00	0.00	0.00	0.00	0.00	0.00	1.00	0.00	0.00	1.00
	SSAC - SENIOR SERVCES ACTIVITIES COOR	1.00	0.00	0.00	1.00	1.00	0.00	0.00	1.00	1.00	0.00	0.00	1.00	1.00	0.00	0.00	1.00
	Total	**15.00**	**8.00**	**0.00**	**23.00**	**16.00**	**7.00**	**0.00**	**23.00**	**17.00**	**6.00**	**0.00**	**23.00**	**17.00**	**7.00**	**0.00**	**24.00**
Total		**15.00**	**8.00**	**0.00**	**23.00**	**16.00**	**7.00**	**0.00**	**23.00**	**17.00**	**6.00**	**0.00**	**23.00**	**17.00**	**7.00**	**0.00**	**24.00**

Transportation Fund

2021 DEPARTMENT BUDGET/FORECAST REPORT - TRANSPORTATION FUND (240)
AS OF 7/31/2020/ (21.5 PayPeriods - 82.69% of Year Lapsed)

	YEAR OVER YEAR INFORMATION						YOY VARIANCE (100%)	
	2018 Actual	2019 Actual	2020 Budget	2020 YTD	2020 Run	2021 Commission Budget	2020 R V 2021 B	2020 B V 2021 B
TRANSPORTATION FUND (240)								
ALL FUNDING SOURCES								
INTERGOVT								
331113 - FEDERAL DIR - PUBLIC WELFARE	290,395	423,708	452,178	144,417	452,178	685,741	(233,563)	(233,563)
331150 - FEDERAL GRANT INDIRECT	197,856	192,809	130,000	2,000	130,000	0	130,000	130,000
331157 - GDOT FED IND PUB WELFARE OPS	0	0	0	0	0	373,380	(373,380)	(373,380)
331222 - CARES ACT	0	0	0	88,335	88,335	0	88,335	0
TOTAL INTERGOVT	488,251	616,517	582,178	234,752	670,513	1,059,121	(388,608)	(476,943)
CHARGES FOR SVCS								
341920 - ADVERTISING FEE	3,000	5,282	0	5,775	5,775	9,000	(3,225)	(9,000)
345510 - PASSENGER FARES	47,173	46,710	60,000	29,664	39,664	48,000	(8,336)	12,000
345511 - POS OTHER	9,589	7,466	10,000	4,562	7,065	7,700	(635)	2,300
345512 - POS DRUG COURT	1,377	1,400	0	936	936	1,300	(364)	(1,300)
345513 - POS DHS FEDERAL	261,433	172,342	300,000	78,527	203,527	275,250	(71,723)	24,750
345514 - POS SENIOR CENTER	18,930	20,124	17,991	11,962	14,963	21,235	(6,272)	(3,244)
345515 - POS TRAIN	76,649	84,329	77,550	48,079	67,462	78,200	(10,738)	(650)
345523 - POS DHS STATE	0	106,744	105,000	54,718	89,718	109,311	(19,593)	(4,311)
TOTAL CHARGES FOR SVCS	418,150	444,398	570,541	234,223	429,110	549,996	(120,886)	20,545
MISC REVENUE								
383010 - MISCELLANEOUS REIMBURSEMENTS	878	1,298	0	0	0	0	0	0
TOTAL MISC REVENUE	878	1,298	0	0	0	0	0	0
BOND/DEBT PROCEEDS								
393600 - INSURANCE RECOVERY	2,159	4,147	0	1,385	1,385	0	1,385	0
TOTAL BOND/DEBT PROCEEDS	2,159	4,147	0	1,385	1,385	0	1,385	0
USE OF RESERVES								
TRANSFERS FROM/TO								
391100 - TRANSFER IN FROM GENERAL FUND	390,024	376,964	372,336	310,280	372,336	0	372,336	372,336
391101 - TRANSFER/GEN FUND-GRANT MATCH	5,211	7,899	62,675	0	62,675	103,425	(40,750)	(40,750)
TOTAL TRANSFERS FROM/TO	395,235	384,863	435,011	310,280	435,011	103,425	331,586	331,586

2021 DEPARTMENT BUDGET/FORECAST REPORT - TRANSPORTATION FUND (240)
AS OF 7/31/2020/ (21.5 PayPeriods - 82.69% of Year Lapsed)

	YEAR OVER YEAR INFORMATION						YOY VARIANCE (100%)	
	2018 Actual	2019 Actual	2020 Budget	2020 YTD	2020 Run	2021 Commission Budget	2020 R V 2021 B	2020 B V 2021 B
TOTAL ALL FUNDING SOURCES	**1,304,673**	**1,451,223**	**1,587,730**	**780,640**	**1,536,019**	**1,712,542**	**(176,523)**	**(124,812)**
EXPENDITURES								
DEPARTMENT MANAGED COSTS								
PERSONNEL (ALL 51S EXCEPT WC)								
511100 - REGULAR EMPLOYEES	301,294	441,187	494,566	244,951	296,220	310,102	(13,882)	184,464
511108 - SUPERVISOR'S SALARY	54,972	0	0	67,103	81,148	83,661	(2,513)	(83,661)
511109 - DISPATCHER'S SALARY	35,552	0	0	24,912	30,127	30,567	(440)	(30,567)
511114 - ADMIN SALARIES	54,333	1,802	0	0	0	23,525	(23,525)	(23,525)
511115 - PERFECT ATTENDANCE	0	393	0	405	405	0	405	0
511116 - SHORT TERM DISABILITY PAY	0	0	0	2,318	2,804	0	2,804	0
511118 - OFFICE MANAGER	0	806	0	31,212	37,745	37,428	317	(37,428)
511119 - MOBILITY MGR/OPS COORD	0	787	0	28,884	34,929	36,516	(1,587)	(36,516)
511121 - PAID LEAVE	0	0	0	6,751	8,163	0	8,163	0
511200 - PART TIME/TEMP EMPLOYEES	31,531	71,703	153,590	70,470	85,219	152,167	(66,948)	1,423
511300 - OVERTIME	31,637	17,668	22,660	6,699	8,101	27,040	(18,939)	(4,380)
TOTAL COMPENSATION	**509,320**	**534,346**	**670,816**	**483,705**	**584,861**	**701,006**	**(116,145)**	**(30,190)**
512101 - GROUP INSURANCE - HEALTH	100,290	92,250	93,952	86,709	104,858	119,981	(15,123)	(26,029)
512102 - GROUP INSURANCE - LIFE	585	521	597	469	568	561	7	36
512103 - GROUP INSURANCE - DENTAL	3,102	2,984	2,780	2,631	3,182	3,500	(318)	(720)
512104 - GROUP INSURANCE-LONG TERM DIS	1,074	1,135	1,218	1,028	1,243	1,284	(41)	(66)
512105 - GROUP INSURANCE-SHORT TERM DIS	348	392	438	349	422	425	(3)	13
512106 - EMPLOYEE ASSISTANCE PROGRAM	72	125	140	111	134	162	(28)	(22)
512403 - DEFINED BENEFIT PLAN	49,497	63,693	50,276	60,942	73,698	87,814	(14,116)	(37,538)
TOTAL BENEFITS	**154,968**	**161,099**	**149,401**	**152,240**	**184,105**	**213,727**	**(29,622)**	**(64,326)**
512200 - SOCIAL SECURITY (FICA) CONT	29,604	31,542	38,876	28,473	34,433	43,462	(9,029)	(4,586)
512300 - MEDICARE	6,924	7,377	9,092	6,659	8,053	10,165	(2,112)	(1,073)
TOTAL PAYROLL TAXES	**36,528**	**38,919**	**47,968**	**35,132**	**42,486**	**53,627**	**(11,141)**	**(5,659)**
TOTAL PERSONNEL (ALL 51S EXCEPT WC)	**700,816**	**734,364**	**868,185**	**671,078**	**811,451**	**968,360**	**(156,909)**	**(100,175)**

2021 DEPARTMENT BUDGET/FORECAST REPORT - TRANSPORTATION FUND (240)
AS OF 7/31/2020/ (21.5 PayPeriods - 82.69% of Year Lapsed)

	YEAR OVER YEAR INFORMATION						YOY VARIANCE (100%)	
	2018 Actual	2019 Actual	2020 Budget	2020 YTD	2020 Run	2021 Commission Budget	2020 R V 2021 B	2020 B V 2021 B
OPERATING COSTS (52S AND 53S)								
521200 - PROFESSIONAL SERVICES	91,797	21,246	6,602	2,090	2,787	6,151	(3,364)	451
521209 - PROF SVCS OTHER CONTRACT SVCS	264	16,007	18,000	0	0	18,000	(18,000)	0
521214 - PROF SVCS - LEGAL	1,089	0	0	0	0	0	0	0
521225 - PROF SVCS/TRANSPORTATION	0	63,662	65,000	55,691	74,255	65,000	9,255	0
522200 - REPAIRS AND MAINTENANCE	350	1,172	1,600	2,267	3,023	1,500	1,523	100
522202 - VEHICLE MAINTENANCE	90,372	89,519	100,000	54,978	73,305	93,000	(19,695)	7,000
522203 - VEHICLE REPAIRS- INSURANCE CLM	0	9,974	0	183	245	0	245	0
522320 - RENTAL OF EQUIPMENT AND VEHICL	1,839	1,272	420	849	1,132	1,400	(268)	(980)
523110 - INSURANCE DEDUCTIBLES	18,327	8,396	0	1,348	1,797	0	1,797	0
523201 - CELL PHONE	540	497	600	402	536	600	(64)	0
523250 - POSTAGE	95	32	120	48	64	72	(8)	48
523300 - ADVERTISING	115	55	500	(19)	(25)	500	(525)	0
523400 - PRINTING AND BINDING	0	225	1,550	526	701	2,000	(1,299)	(450)
523500 - TRAVEL	1,570	2,346	2,000	742	990	2,000	(1,010)	0
523600 - DUES AND FEES	228	1,395	800	1,140	1,520	1,400	120	(600)
523700 - EDUCATION AND TRAINING	2,234	629	2,750	694	925	900	25	1,850
531100 - GENERAL SUPPLIES AND MATERIALS	2,852	4,858	5,669	8,340	11,121	9,200	1,921	(3,531)
531270 - GASOLINE	141,045	143,282	120,123	72,859	97,146	140,000	(42,854)	(19,877)
531300 - FOOD	729	1,133	1,500	846	1,128	6,500	(5,372)	(5,000)
531600 - SMALL EQUIPMENT	5,791	15,806	72,400	23,465	31,287	10,000	21,287	62,400
531660 - NON ASSET COMPUTER EQUIPMENT	0	0	6,760	3,306	4,408	6,632	(2,224)	128
531700 - OTHER SUPPLIES	0	0	0	40	53	0	53	0
531712 - UNIFORMS	1,058	2,850	3,500	5,672	7,563	3,000	4,563	500
TOTAL OPERATING COSTS (52S AND 53S)	360,295	384,356	409,894	235,469	313,959	367,855	(53,896)	42,039
CAPITAL (54S)								
542200 - VEHICLES	24,754	81,664	184,375	0	0	252,000	(252,000)	(67,625)
TOTAL CAPITAL (54S)	24,754	81,664	184,375	0	0	252,000	(252,000)	(67,625)
TOTAL DEPARTMENT MANAGED COSTS	1,085,866	1,200,383	1,462,454	906,547	1,125,410	1,588,215	(462,805)	(125,761)
NON DEPARTMENT MANAGED COSTS								

2021 DEPARTMENT BUDGET/FORECAST REPORT - TRANSPORTATION FUND (240)
AS OF 7/31/2020/ (21.5 PayPeriods - 82.69% of Year Lapsed)

	YEAR OVER YEAR INFORMATION						YOY VARIANCE (100%)	
	2018 Actual	2019 Actual	2020 Budget	2020 YTD	2020 Run	2021 Commission Budget	2020 R V 2021 B	2020 B V 2021 B
ALLOCATED COSTS								
512700 - WORKER'S COMP ADMIN FEES	4,399	4,032	4,112	4,164	4,164	4,555	(391)	(443)
512701 - WORKERS COMP CLAIMS	1,280	33,606	65,158	89,379	119,173	77,588	41,585	(12,430)
522110 - DISPOSAL	476	597	750	530	707	180	527	570
522130 - CUSTODIAL SERVICES	2,580	11,676	17,647	13,588	18,118	4,532	13,586	13,115
522140 - LAWN CARE	1,367	1,367	1,951	1,337	1,782	468	1,314	1,483
522218 - PEST CONTROL	96	88	150	103	137	36	101	114
523100 - INSURANCE, OTHER BENEFITS	9,838	11,611	10,830	12,209	12,209	17,129	(4,920)	(6,299)
523200 - COMMUNICATIONS - ALLOCATED	12,061	14,562	10,920	9,794	13,058	16,344	(3,286)	(5,424)
523920 - DOCUMENT SERVICES	228	235	228	242	323	248	75	(20)
531210 - WATER/SEWER	276	279	750	405	540	180	360	570
531230 - ELECTRICITY	7,171	6,979	9,530	5,087	6,782	2,287	4,495	7,243
531520 - NATURAL GAS	2,003	1,863	3,250	1,500	1,999	780	1,219	2,470
TOTAL ALLOCATED COSTS	41,776	86,894	125,276	138,338	178,993	124,327	54,666	949
TOTAL NON DEPARTMENT MANAGED COSTS	41,776	86,894	125,276	138,338	178,993	124,327	54,666	949
TOTAL EXPENDITURES	1,127,641	1,287,278	1,587,730	1,044,885	1,304,403	1,712,542	(408,139)	(124,812)
INTERFUND TRANSFERS								
TRANSFERS FROM/TO								
TOTAL FUND REDUCTIONS	1,127,641	1,287,278	1,587,730	1,044,885	1,304,403	1,712,542	(408,139)	(124,812)

Fund Balance

BOY Balance	+	2020 FY Run Rate Sources	-	2020 FY Run Rate Uses	=	Expected EOY 2020 Balance	Expected SOY 2021	+	2021 Budget Sources	-	2021 Budget Uses	=	Expected EOY 2021
432,518	+	1,536,019	-	1,304,403	=	664,134	664,134	+	1,712,542	-	1,712,542	=	664,134

2021 DEPARTMENT BUDGET/FORECAST REPORT - TRANSPORTATION FUND (240)
AS OF 7/31/2020/ (21.5 PayPeriods - 82.69% of Year Lapsed)

YEAR OVER YEAR INFORMATION						YOY VARIANCE (100%)	
2018 Actual	2019 Actual	2020 Budget	2020 YTD	2020 Run	2021 Commission Budget	2020 R V 2021 B	2020 B V 2021 B

NOTES

- 2020 RUN =

Revenues = Finance Forecast

Expenses

- Personnel = YTD Costs/Number of Payroll Periods completed * 26 (total payroll periods in a year)
- Debt Service, Transfers from/To, Payments to Others, Worker's Comp Admin Fees, Insurance & Other Benefits = Budget unless YTD actual is greater
- All other expenses = (YTD Costs / # months completed -1) * 12 months

CHEROKEE COUNTY BOARD OF COMMISSIONERS
TRANSPORTATION FUND
2021 HEADCOUNT

		2018 Budget				2019 Budget				2020 Budget				2021 Budget			
		FT	PT	SPT	Total	FT	PT	SPT	Total	FT	PT	SPT	Total	FT	PT	SPT	Total
CATS (5541)	ADMA - ADMINISTRATIVE ASSISTANT	1.00	0.00	0.00	1.00	1.00	0.00	0.00	1.00	0.00	0.00	0.00	0.00	0.00	0.00	0.00	0.00
	BDVR - BUS DRIVER	12.00	0.00	0.00	12.00	12.00	0.00	0.00	12.00	11.00	0.00	0.00	11.00	11.00	0.00	0.00	11.00
	CDAD - COMMUNITY DEV AGENCY DIR	0.00	0.00	0.00	0.00	0.00	0.00	0.00	0.00	0.00	0.00	0.00	0.00	0.00	0.00	0.00	0.00
	DISP - DISPATCHER	1.00	0.00	0.00	1.00	1.00	0.00	0.00	1.00	1.00	0.00	0.00	1.00	1.00	0.00	0.00	1.00
	MMOC - MOBILITY MGR/OPERATIONS COORDI	0.00	0.00	0.00	0.00	0.00	0.00	0.00	0.00	0.00	0.00	0.00	0.00	1.00	0.00	0.00	1.00
	OFMR - OFFICE MANAGER	0.00	0.00	0.00	0.00	0.00	0.00	0.00	0.00	1.00	0.00	0.00	1.00	1.00	0.00	0.00	1.00
	OPCD - OPERATIONS COORDINATOR	0.00	0.00	0.00	0.00	0.00	0.00	0.00	0.00	1.00	0.00	0.00	1.00	0.00	0.00	0.00	0.00
	OPMG - TRANSIT OPERATIONS MANAGER	1.00	0.00	0.00	1.00	1.00	0.00	0.00	1.00	1.00	0.00	0.00	1.00	1.00	0.00	0.00	1.00
	PT - PART-TIME	0.00	4.00	0.00	4.00	0.00	4.00	0.00	4.00	0.00	8.00	0.00	8.00	0.00	8.00	0.00	8.00
	PTCL - PT CLERICAL	0.00	0.00	0.00	0.00	0.00	0.00	0.00	0.00	0.00	0.00	0.00	0.00	0.00	1.00	0.00	1.00
	PWAD - PUBLIC WORKS AGENCY DIR	0.15	0.00	0.00	0.15	0.00	0.00	0.00	0.00	0.00	0.00	0.00	0.00	0.00	0.00	0.00	0.00
	Total	**15.15**	**4.00**	**0.00**	**19.15**	**15.00**	**4.00**	**0.00**	**19.00**	**15.00**	**8.00**	**0.00**	**23.00**	**15.00**	**9.00**	**0.00**	**24.00**
Total		**15.15**	**4.00**	**0.00**	**19.15**	**15.00**	**4.00**	**0.00**	**19.00**	**15.00**	**8.00**	**0.00**	**23.00**	**15.00**	**9.00**	**0.00**	**24.00**

Parks & Recreation Fund

2021 DEPARTMENT BUDGET/FORECAST REPORT - PARKS AND RECREATION (225)
AS OF 7/31/2020/ (21.5 PayPeriods - 82.69% of Year Lapsed)

	YEAR OVER YEAR INFORMATION						YOY VARIANCE (100%)	
	2018 Actual	2019 Actual	2020 Budget	2020 YTD	2020 Run	2021 Commission Budget	2020 R V 2021 B	2020 B V 2021 B
PARKS AND RECREATION (225)								
ALL FUNDING SOURCES								
TAXES								
314200 - BEER/WINE ALCOHOL BEV EXCISE	996,336	996,687	1,000,000	773,410	1,051,620	1,000,000	51,620	0
314250 - DISTILLED SPIRIT ALCOHOLIC BEV	106,182	127,850	105,000	76,987	111,010	120,000	(8,990)	(15,000)
TOTAL TAXES	1,102,518	1,124,536	1,105,000	850,396	1,162,630	1,120,000	42,630	(15,000)
CHARGES FOR SVCS								
347200 - ACTIVITY FEES	483,016	515,725	459,207	274,863	354,235	479,000	(124,765)	(19,793)
347210 - LANE RENTAL FEES	157,111	179,010	220,000	123,063	159,728	200,000	(40,272)	20,000
347300 - EVENT ADMISSION FEES	305,456	310,868	350,000	91,219	153,534	330,000	(176,466)	20,000
347400 - SPECIAL EVENTS	45,384	26,411	24,105	21,420	22,775	24,650	(1,875)	(545)
347500 - PROGRAM FEES	514,763	599,513	607,600	240,364	324,958	645,000	(320,042)	(37,400)
347600 - SPECIAL POPULATIONS	73,444	42,595	90,785	35,669	55,924	43,000	12,924	47,785
347800 - TOURNAMENTS	0	0	10,000	(613)	(613)	0	(613)	10,000
347810 - ADULT ATHLETICS	111,220	130,517	120,100	55,461	83,556	132,900	(49,344)	(12,800)
347811 - YOUTH ATHLETICS	865,467	831,050	866,125	779,560	820,564	904,925	(84,361)	(38,800)
347812 - PARKS BRICKS	0	0	14,250	0	1,600	4,500	(2,900)	9,750
347910 - CONCESSION REVENUES	80,694	53,010	69,610	23,276	32,816	52,000	(19,184)	17,610
347920 - HUNTING LEASE REVENUE	5,817	4,482	4,500	0	1,500	0	1,500	4,500
TOTAL CHARGES FOR SVCS	2,642,371	2,693,182	2,836,282	1,644,280	2,010,577	2,815,975	(805,398)	20,307
INVSMT REVENUE								
MISC REVENUE								
380000 - MISCELLANEOUS REVENUE	63,818	13,689	14,930	14,430	16,932	14,935	1,997	(5)
381000 - RENTS AND ROYALTIES	0	0	0	12	0	0	0	0
TOTAL MISC REVENUE	63,818	13,689	14,930	14,442	16,932	14,935	1,997	(5)
CONTRIBUTIONS								
371000 - CONTRIBUTIONS AND DONATIONS	45,000	45,000	100,000	15,000	50,000	45,000	5,000	55,000
TOTAL CONTRIBUTIONS	45,000	45,000	100,000	15,000	50,000	45,000	5,000	55,000

2021 DEPARTMENT BUDGET/FORECAST REPORT - PARKS AND RECREATION (225)
AS OF 7/31/2020/ (21.5 PayPeriods - 82.69% of Year Lapsed)

	YEAR OVER YEAR INFORMATION						YOY VARIANCE (100%)	
	2018 Actual	2019 Actual	2020 Budget	2020 YTD	2020 Run	2021 Commission Budget	2020 R V 2021 B	2020 B V 2021 B
SALE OF ASSETS								
392100 - SALE OF ASSETS	7,155	158	19,150	19,600	19,600	0	19,600	19,150
TOTAL SALE OF ASSETS	7,155	158	19,150	19,600	19,600	0	19,600	19,150
BOND/DEBT PROCEEDS								
393500 - PROCEEDS FROM CAPITAL LEASES	0	216,283	0	0	0	0	0	0
393600 - INSURANCE RECOVERY	42,700	0	0	0	0	0	0	0
TOTAL BOND/DEBT PROCEEDS	42,700	216,283	0	0	0	0	0	0
TRANSFERS FROM/TO								
391100 - TRANSFER IN FROM GENERAL FUND	1,364,392	1,491,954	1,582,635	1,318,863	1,582,635	1,767,162	(184,527)	(184,527)
TOTAL TRANSFERS FROM/TO	1,364,392	1,491,954	1,582,635	1,318,863	1,582,635	1,767,162	(184,527)	(184,527)
TOTAL ALL FUNDING SOURCES	5,267,954	5,584,802	5,657,997	3,862,581	4,842,374	5,763,072	(920,698)	(105,075)

EXPENDITURES

DEPARTMENT MANAGED COSTS

2021 DEPARTMENT BUDGET/FORECAST REPORT - PARKS AND RECREATION (225)
AS OF 7/31/2020/ (21.5 PayPeriods - 82.69% of Year Lapsed)

	YEAR OVER YEAR INFORMATION						YOY VARIANCE (100%)	
	2018 Actual	2019 Actual	2020 Budget	2020 YTD	2020 Run	2021 Commission Budget	2020 R V 2021 B	2020 B V 2021 B
PERSONNEL (ALL 51S EXCEPT WC)								
511100 - REGULAR EMPLOYEES	1,323,689	1,380,051	1,449,164	1,088,144	1,315,895	1,533,984	(218,089)	(84,820)
511115 - PERFECT ATTENDANCE	7,816	10,230	0	8,557	8,557	0	8,557	0
511116 - SHORT TERM DISABILITY PAY	0	0	0	2,934	3,548	0	3,548	0
511121 - PAID LEAVE	0	0	0	3,574	4,321	0	4,321	0
511200 - PART TIME/TEMP EMPLOYEES	732,379	738,151	873,763	461,895	558,570	800,882	(242,312)	72,881
511300 - OVERTIME	1,803	526	0	467	565	0	565	0
TOTAL COMPENSATION	2,065,687	2,128,958	2,322,927	1,565,570	1,891,457	2,334,866	(443,409)	(11,939)
512101 - GROUP INSURANCE - HEALTH	243,243	262,509	243,514	183,967	222,471	318,944	(96,473)	(75,430)
512102 - GROUP INSURANCE - LIFE	1,747	1,571	1,630	1,232	1,490	1,660	(170)	(30)
512103 - GROUP INSURANCE - DENTAL	7,574	7,240	6,802	4,481	5,419	6,937	(1,518)	(135)
512104 - GROUP INSURANCE-LONG TERM DIS	3,137	3,389	3,554	2,656	3,212	3,732	(520)	(178)
512105 - GROUP INSURANCE-SHORT TERM DIS	862	904	936	726	878	1,047	(169)	(111)
512106 - EMPLOYEE ASSISTANCE PROGRAM	163	288	297	230	278	333	(55)	(36)
512403 - DEFINED BENEFIT PLAN	137,939	191,664	217,373	164,434	198,851	245,439	(46,588)	(28,066)
TOTAL BENEFITS	394,665	467,566	474,106	357,725	432,598	578,092	(145,494)	(103,986)
512200 - SOCIAL SECURITY (FICA) CONT	122,480	126,738	144,022	93,415	112,968	144,761	(31,793)	(739)
512300 - MEDICARE	28,645	29,641	33,683	21,847	26,420	33,857	(7,437)	(174)
TOTAL PAYROLL TAXES	151,125	156,378	177,705	115,263	139,387	178,618	(39,231)	(913)
TOTAL PERSONNEL (ALL 51S EXCEPT WC)	2,611,477	2,752,903	2,974,738	2,038,558	2,463,442	3,091,576	(628,134)	(116,838)

2021 DEPARTMENT BUDGET/FORECAST REPORT - PARKS AND RECREATION (225)
AS OF 7/31/2020/ (21.5 PayPeriods - 82.69% of Year Lapsed)

	YEAR OVER YEAR INFORMATION						YOY VARIANCE (100%)	
	2018 Actual	2019 Actual	2020 Budget	2020 YTD	2020 Run	2021 Commission Budget	2020 R V 2021 B	2020 B V 2021 B
OPERATING COSTS (52S AND 53S)								
521200 - PROFESSIONAL SERVICES	4,705	5,485	5,915	4,160	5,547	6,385	(838)	(470)
521300 - TECHNICAL	38,000	62,696	51,615	57,349	76,466	52,665	23,801	(1,050)
521310 - PARKS BRICKS	0	6,277	14,250	3,055	4,073	4,500	(427)	9,750
522200 - REPAIRS AND MAINTENANCE	210,039	105,216	96,980	78,802	105,070	93,450	11,620	3,530
522202 - VEHICLE MAINTENANCE	25,106	34,688	27,500	18,905	25,206	32,500	(7,294)	(5,000)
522212 - BUILDING/GROUNDS	45,193	45,505	46,500	44,586	59,448	60,000	(552)	(13,500)
522320 - RENTAL OF EQUIPMENT AND VEHICL	4,223	5,112	4,436	5,411	7,215	4,186	3,029	250
523110 - INSURANCE DEDUCTIBLES	178	2,552	0	12,888	17,184	0	17,184	0
523201 - CELL PHONE	16,636	16,786	22,650	16,970	22,626	22,500	126	150
523250 - POSTAGE	1,193	1,164	1,200	801	1,068	1,200	(132)	0
523300 - ADVERTISING	33,249	28,595	49,500	43,038	57,383	34,000	23,383	15,500
523400 - PRINTING AND BINDING	3,315	466	2,000	511	681	1,500	(819)	500
523500 - TRAVEL	7,060	12,961	11,450	11,229	14,971	23,865	(8,894)	(12,415)
523600 - DUES AND FEES	2,975	3,150	4,355	3,645	4,860	9,800	(4,940)	(5,445)
523700 - EDUCATION AND TRAINING	5,512	10,463	10,000	8,215	10,954	12,040	(1,086)	(2,040)
531100 - GENERAL SUPPLIES AND MATERIALS	1,236,554	1,102,305	1,288,927	836,617	1,115,489	1,243,537	(128,048)	45,390
531105 - GENERAL SUPPLIES- CUSTODIAL	8,397	8,455	10,000	10,356	13,808	10,000	3,808	0
531270 - GASOLINE	42,012	40,408	42,075	23,771	31,694	42,000	(10,306)	75
531300 - FOOD	1,568	3,057	2,900	3,795	5,061	3,400	1,661	(500)
531400 - BOOKS AND PERIODICALS	70	230	250	70	93	500	(407)	(250)
531600 - SMALL EQUIPMENT	12,375	19,153	19,500	14,250	18,999	19,500	(501)	0
531660 - NON ASSET COMPUTER EQUIPMENT	39,096	43,443	33,885	33,407	44,543	37,960	6,583	(4,075)
531700 - OTHER SUPPLIES	16,150	13,931	21,392	14,627	19,502	24,730	(5,228)	(3,338)
531712 - UNIFORMS	6,388	5,912	15,300	11,347	15,130	15,300	(170)	0
TOTAL OPERATING COSTS (52S AND 53S)	1,759,994	1,578,010	1,782,580	1,257,804	1,677,073	1,755,518	(78,445)	27,062
CAPITAL (54S)								
542200 - VEHICLES	0	216,283	0	0	0	0	0	0
542500 - OTHER EQUIPMENT	0	22,211	0	0	0	0	0	0
TOTAL CAPITAL (54S)	0	238,494	0	0	0	0	0	0
DEBT SERVICE								
581200 - CAPITAL LEASE PRINCIPAL	21,184	22,579	23,975	19,873	23,975	25,371	(1,396)	(1,396)
582200 - CAPITAL LEASE INTEREST	5,959	4,564	3,168	2,747	3,168	1,772	1,396	1,396
TOTAL DEBT SERVICE	27,143	27,143	27,143	22,619	27,143	27,143	0	0
UNCLASSIFIED								
TOTAL DEPARTMENT MANAGED COSTS	4,398,614	4,596,550	4,784,461	3,318,982	4,167,657	4,874,237	(706,580)	(89,776)

2021 DEPARTMENT BUDGET/FORECAST REPORT - PARKS AND RECREATION (225)
AS OF 7/31/2020/ (21.5 PayPeriods - 82.69% of Year Lapsed)

	YEAR OVER YEAR INFORMATION						YOY VARIANCE (100%)	
	2018 Actual	2019 Actual	2020 Budget	2020 YTD	2020 Run	2021 Commission Budget	2020 R V 2021 B	2020 B V 2021 B
NON DEPARTMENT MANAGED COSTS								
ALLOCATED COSTS								
512700 - WORKER'S COMP ADMIN FEES	10,035	8,480	7,243	7,334	7,334	7,612	(278)	(369)
512701 - WORKERS COMP CLAIMS	0	2,241	18	317	423	1,424	(1,001)	(1,406)
522110 - DISPOSAL	26,783	28,980	27,000	23,270	31,027	27,000	4,027	0
522130 - CUSTODIAL SERVICES	25,008	27,907	26,775	25,618	34,158	28,649	5,509	(1,874)
522140 - LAWN CARE	5,890	5,890	5,890	4,980	6,640	5,890	750	0
522218 - PEST CONTROL	3,440	3,760	4,200	2,800	3,733	4,200	(467)	0
523100 - INSURANCE, OTHER BENEFITS	20,472	21,978	22,420	25,031	25,031	32,445	(7,414)	(10,025)
523200 - COMMUNICATIONS - ALLOCATED	49,800	49,721	51,240	38,924	51,899	50,340	1,559	900
523920 - DOCUMENT SERVICES	1,048	1,072	1,050	881	1,174	1,075	99	(25)
531210 - WATER/SEWER	157,397	192,077	171,000	139,942	186,589	172,000	14,589	(1,000)
531230 - ELECTRICITY	389,833	384,513	385,000	289,675	386,234	385,000	1,234	0
531520 - NATURAL GAS	18,003	21,746	21,700	21,993	29,325	23,200	6,125	(1,500)
TOTAL ALLOCATED COSTS	707,708	748,366	723,536	580,766	763,567	738,835	24,732	(15,299)
TOTAL NON DEPARTMENT MANAGED COSTS	707,708	748,366	723,536	580,766	763,567	738,835	24,732	(15,299)
TOTAL EXPENDITURES	5,106,322	5,344,915	5,507,997	3,899,748	4,931,224	5,613,072	(681,848)	(105,075)
INTERFUND TRANSFERS								
TRANSFERS FROM/TO								
611100 - TRANSFERS TO GENERAL FUND	100,000	150,000	150,000	125,000	150,000	150,000	0	0
TOTAL TRANSFERS FROM/TO	100,000	150,000	150,000	125,000	150,000	150,000	0	0
TOTAL INTERFUND TRANSFERS	100,000	150,000	150,000	125,000	150,000	150,000	0	0
TOTAL FUND REDUCTIONS	5,206,322	5,494,915	5,657,997	4,024,748	5,081,224	5,763,072	(681,848)	(105,075)

2021 DEPARTMENT BUDGET/FORECAST REPORT - PARKS AND RECREATION (225)
AS OF 7/31/2020/ (21.5 PayPeriods - 82.69% of Year Lapsed)

YEAR OVER YEAR INFORMATION						YOY VARIANCE (100%)	
2018 Actual	2019 Actual	2020 Budget	2020 YTD	2020 Run	2021 Commission Budget	2020 R V 2021 B	2020 B V 2021 B

Fund Balance

BOY Balance	+	2020 FY Run Rate Sources	-	2020 FY Run Rate Uses	=	Expected EOY 2020 Balance	Expected SOY 2021	+	2021 Budget Sources	-	2021 Budget Uses	=	Expected EOY 2021
521,561	+	4,842,374	-	5,081,224	=	282,710	282,710	+	5,763,072	-	5,763,072	=	282,710

NOTES

- 2020 RUN =

  Revenues = Finance Forecast

  Expenses
  - Personnel = YTD Costs/Number of Payroll Periods completed * 26 (total payroll periods in a year)
  - Debt Service, Transfers from/To, Payments to Others, Worker's Comp Admin Fees, Insurance & Other Benefits = Budget unless YTD actual is greater
  - All other expenses = (YTD Costs / # months completed -1) * 12 months

CHEROKEE COUNTY BOARD OF COMMISSIONERS
PARKS AND RECREATION
2021 HEADCOUNT

		2018 Budget				2019 Budget				2020 Budget				2021 Budget			
		FT	PT	SPT	Total	FT	PT	SPT	Total	FT	PT	SPT	Total	FT	PT	SPT	Total
CRPA ADMIN (6110)	ADMA - ADMINISTRATIVE ASSISTANT	0.00	0.00	0.00	0.00	0.00	0.00	0.00	0.00	1.00	0.00	0.00	1.00	1.00	0.00	0.00	1.00
	BSMG - BUSINESS MANAGER	1.00	0.00	0.00	1.00	1.00	0.00	0.00	1.00	1.00	0.00	0.00	1.00	1.00	0.00	0.00	1.00
	DRRP - DIRECTOR - REC & PARKS	1.00	0.00	0.00	1.00	1.00	0.00	0.00	1.00	1.00	0.00	0.00	1.00	1.00	0.00	0.00	1.00
	PTRP - PT REC/PARK	0.00	4.00	0.00	4.00	0.00	4.00	0.00	4.00	0.00	4.00	0.00	4.00	0.00	4.00	0.00	4.00
	RECP - RECEPTIONIST	1.00	0.00	0.00	1.00	0.00	0.00	0.00	0.00	0.00	0.00	0.00	0.00	0.00	0.00	0.00	0.00
	Total	**3.00**	**4.00**	**0.00**	**7.00**	**2.00**	**4.00**	**0.00**	**6.00**	**3.00**	**4.00**	**0.00**	**7.00**	**3.00**	**4.00**	**0.00**	**7.00**
CRPA PROGRAMS (6120)	ATCO - RECREATION COORDINATOR	0.00	0.00	0.00	0.00	1.00	0.00	0.00	1.00	0.00	0.00	0.00	0.00	0.00	0.00	0.00	0.00
	PTRP - PT REC/PARK	0.00	11.00	0.00	11.00	0.00	40.00	0.00	40.00	0.00	42.00	0.00	42.00	0.00	51.00	0.00	51.00
	RCCO - RECREATION COORDINATOR	2.00	0.00	0.00	2.00	3.00	0.00	0.00	3.00	4.00	0.00	0.00	4.00	4.00	0.00	0.00	4.00
	REDD - RECREATION DIVISION DIRECTOR	1.00	0.00	0.00	1.00	1.00	0.00	0.00	1.00	1.00	0.00	0.00	1.00	1.00	0.00	0.00	1.00
	STPR - SEASONAL PARKS REC	0.00	0.00	16.00	16.00	0.00	0.00	0.00	0.00	0.00	0.00	0.00	0.00	0.00	0.00	0.00	0.00
	Total	**3.00**	**11.00**	**16.00**	**30.00**	**5.00**	**40.00**	**0.00**	**45.00**	**5.00**	**42.00**	**0.00**	**47.00**	**5.00**	**51.00**	**0.00**	**56.00**
AQUATIC CENTER (6124)	ACAC - AQUATICS COORDINATOR	1.00	0.00	0.00	1.00	1.00	0.00	0.00	1.00	2.00	0.00	0.00	2.00	2.00	0.00	0.00	2.00
	ACAM - AQUATICS MGR	1.00	0.00	0.00	1.00	1.00	0.00	0.00	1.00	0.00	0.00	0.00	0.00	0.00	0.00	0.00	0.00
	ACMW - MAINTANANCE WORKER	1.00	0.00	0.00	1.00	1.00	0.00	0.00	1.00	0.00	0.00	0.00	0.00	0.00	0.00	0.00	0.00
	AQDD - AQUATICS DIVISION DIRECTOR	0.00	0.00	0.00	0.00	0.00	0.00	0.00	0.00	1.00	0.00	0.00	1.00	1.00	0.00	0.00	1.00
	CSSP - CUSTOMER SERVICE SPECIALIST	1.00	0.00	0.00	1.00	1.00	0.00	0.00	1.00	0.00	0.00	0.00	0.00	0.00	0.00	0.00	0.00
	MCSC - MARKETING&CUSTOMER SERV SPECIA	0.00	0.00	0.00	0.00	0.00	0.00	0.00	0.00	1.00	0.00	0.00	1.00	1.00	0.00	0.00	1.00
	MNLD - MAINTENANCE LEAD	0.00	0.00	0.00	0.00	0.00	0.00	0.00	0.00	1.00	0.00	0.00	1.00	1.00	0.00	0.00	1.00
	MNWR - MAINTENANCE WORKER	1.00	0.00	0.00	1.00	1.00	0.00	0.00	1.00	0.00	0.00	0.00	0.00	0.00	0.00	0.00	0.00
	PTRP - PT REC/PARK	0.00	39.00	0.00	39.00	0.00	108.00	0.00	108.00	0.00	108.00	0.00	108.00	0.00	113.00	0.00	113.00

		2018 Budget				2019 Budget				2020 Budget				2021 Budget			
		FT	PT	SPT	Total	FT	PT	SPT	Total	FT	PT	SPT	Total	FT	PT	SPT	Total
AQUATIC CENTER (6124)	STPR - SEASONAL PARKS REC	0.00	0.00	69.00	69.00	0.00	0.00	0.00	0.00	0.00	0.00	0.00	0.00	0.00	0.00	0.00	0.00
	Total	**5.00**	**39.00**	**69.00**	**113.00**	**5.00**	**108.00**	**0.00**	**113.00**	**5.00**	**108.00**	**0.00**	**113.00**	**5.00**	**113.00**	**0.00**	**118.00**
CRPA ATHLETICS (6130)	ATCO - ATHLETIC COORDINATOR	5.00	0.00	0.00	5.00	4.00	0.00	0.00	4.00	4.00	0.00	0.00	4.00	5.00	0.00	0.00	5.00
	ATDD - ATHLETICS DIVISION DIRECTOR	1.00	0.00	0.00	1.00	1.00	0.00	0.00	1.00	1.00	0.00	0.00	1.00	1.00	0.00	0.00	1.00
	PTRP - PT REC/PARK	0.00	12.00	0.00	12.00	0.00	60.00	0.00	60.00	0.00	61.00	0.00	61.00	0.00	61.00	0.00	61.00
	STPR - SEASONAL PARKS REC	0.00	0.00	48.00	48.00	0.00	0.00	0.00	0.00	0.00	0.00	0.00	0.00	0.00	0.00	0.00	0.00
	Total	**6.00**	**12.00**	**48.00**	**66.00**	**5.00**	**60.00**	**0.00**	**65.00**	**5.00**	**61.00**	**0.00**	**66.00**	**6.00**	**61.00**	**0.00**	**67.00**
CRPA MAINTENANCE (6220)	CRWL - CREW LEADER/CRPA	3.00	0.00	0.00	3.00	3.00	0.00	0.00	3.00	3.00	0.00	0.00	3.00	3.00	0.00	0.00	3.00
	EMPR - EQUIPMENT MECHANIC PARKS	0.00	0.00	0.00	0.00	0.00	0.00	0.00	0.00	0.00	0.00	0.00	0.00	1.00	0.00	0.00	1.00
	LPWR - LEAD PARKS WORKER	4.00	0.00	0.00	4.00	3.00	0.00	0.00	3.00	1.00	0.00	0.00	1.00	1.00	0.00	0.00	1.00
	MNMG - MAINTENANCE MANAGER	0.00	0.00	0.00	0.00	0.00	0.00	0.00	0.00	1.00	0.00	0.00	1.00	0.00	0.00	0.00	0.00
	PKMR - PARKS MANAGER	1.00	0.00	0.00	1.00	1.00	0.00	0.00	1.00	1.00	0.00	0.00	1.00	2.00	0.00	0.00	2.00
	PKW1 - PARK WORKER I	0.00	0.00	0.00	0.00	1.00	0.00	0.00	1.00	3.00	0.00	0.00	3.00	0.00	0.00	0.00	0.00
	PKWR - PARKS WORKER	7.00	0.00	0.00	7.00	7.00	0.00	0.00	7.00	7.00	0.00	0.00	7.00	11.00	0.00	0.00	11.00
	PMDD - PARK MAINTENANCE DIVISION DIRE	1.00	0.00	0.00	1.00	1.00	0.00	0.00	1.00	1.00	0.00	0.00	1.00	1.00	0.00	0.00	1.00
	PMTS - PARKS MAINTENANCE SUPERVISOR	1.00	0.00	0.00	1.00	1.00	0.00	0.00	1.00	0.00	0.00	0.00	0.00	0.00	0.00	0.00	0.00
	PSCO - PARK SERVICES COORDINATOR	1.00	0.00	0.00	1.00	1.00	0.00	0.00	1.00	1.00	0.00	0.00	1.00	0.00	0.00	0.00	0.00
	PTRP - PT REC/PARK	0.00	4.00	0.00	4.00	0.00	4.00	0.00	4.00	0.00	4.00	0.00	4.00	0.00	1.00	0.00	1.00
	Total	**18.00**	**4.00**	**0.00**	**22.00**	**18.00**	**4.00**	**0.00**	**22.00**	**18.00**	**4.00**	**0.00**	**22.00**	**19.00**	**1.00**	**0.00**	**20.00**
Total		**35.00**	**70.00**	**133.00**	**238.00**	**35.00**	**216.00**	**0.00**	**251.00**	**36.00**	**219.00**	**0.00**	**255.00**	**38.00**	**230.00**	**0.00**	**268.00**

2021 DEPARTMENT BUDGET/FORECAST REPORT - PARKS AND RECREATION (225) / ORG - 6110 - PARKS AND RECREATION ADMIN
AS OF 7/31/2020/ (21.5 PayPeriods - 82.69% of Year Lapsed)

	YEAR OVER YEAR INFORMATION						YOY VARIANCE (100%)	
	2018 Actual	2019 Actual	2020 Budget	2020 YTD	2020 Run	2021 Commission Budget	2020 R V 2021 B	2020 B V 2021 B
PARKS AND RECREATION (225)								
PARKS AND RECREATION ADMIN								
EXPENDITURES								
DEPARTMENT MANAGED COSTS								
PERSONNEL (ALL 51S EXCEPT WC)								
511100 - REGULAR EMPLOYEES	190,048	180,021	175,098	123,181	148,963	179,449	(30,486)	(4,351)
511115 - PERFECT ATTENDANCE	2,328	2,058	0	676	676	0	676	0
511121 - PAID LEAVE	0	0	0	1,344	1,626	0	1,626	0
511200 - PART TIME/TEMP EMPLOYEES	39,832	30,652	42,680	24,654	29,814	42,544	(12,730)	136
TOTAL COMPENSATION	232,208	212,730	217,778	149,854	181,078	221,993	(40,915)	(4,215)
512101 - GROUP INSURANCE - HEALTH	30,171	27,165	34,301	24,916	30,131	37,147	(7,016)	(2,846)
512102 - GROUP INSURANCE - LIFE	260	214	215	142	171	187	(16)	28
512103 - GROUP INSURANCE - DENTAL	821	646	897	537	649	764	(115)	133
512104 - GROUP INSURANCE-LONG TERM DIS	472	472	474	287	347	415	(68)	59
512105 - GROUP INSURANCE-SHORT TERM DIS	83	57	57	57	68	85	(17)	(28)
512106 - EMPLOYEE ASSISTANCE PROGRAM	12	18	18	18	22	27	(5)	(9)
512403 - DEFINED BENEFIT PLAN	19,925	25,082	26,264	18,570	22,457	28,712	(6,255)	(2,448)
TOTAL BENEFITS	51,743	53,654	62,226	44,527	53,846	67,337	(13,491)	(5,111)
512200 - SOCIAL SECURITY (FICA) CONT	13,672	12,516	13,503	8,816	10,661	13,763	(3,102)	(260)
512300 - MEDICARE	3,198	2,927	3,157	2,062	2,493	3,219	(726)	(62)
TOTAL PAYROLL TAXES	16,870	15,443	16,660	10,878	13,154	16,982	(3,828)	(322)
TOTAL PERSONNEL (ALL 51S EXCEPT WC)	300,821	281,827	296,664	205,259	248,079	306,312	(58,233)	(9,648)

2021 DEPARTMENT BUDGET/FORECAST REPORT - PARKS AND RECREATION (225) / ORG - 6110 - PARKS AND RECREATION ADMIN
AS OF 7/31/2020/ (21.5 PayPeriods - 82.69% of Year Lapsed)

	YEAR OVER YEAR INFORMATION						YOY VARIANCE (100%)	
	2018 Actual	2019 Actual	2020 Budget	2020 YTD	2020 Run	2021 Commission Budget	2020 R V 2021 B	2020 B V 2021 B
OPERATING COSTS (52S AND 53S)								
521200 - PROFESSIONAL SERVICES	70	35	150	0	0	105	(105)	45
521300 - TECHNICAL	160	0	0	0	0	0	0	0
522202 - VEHICLE MAINTENANCE	24,671	32,556	27,500	18,890	25,186	32,500	(7,314)	(5,000)
522320 - RENTAL OF EQUIPMENT AND VEHICL	2,266	1,941	2,300	1,513	2,017	1,850	167	450
523201 - CELL PHONE	1,703	1,225	1,350	625	833	900	(67)	450
523250 - POSTAGE	1,193	1,164	1,200	801	1,068	1,200	(132)	0
523300 - ADVERTISING	31,060	28,291	47,500	43,024	57,365	32,000	25,365	15,500
523400 - PRINTING AND BINDING	1,254	316	1,000	188	251	500	(249)	500
523500 - TRAVEL	874	631	950	72	96	7,100	(7,004)	(6,150)
523600 - DUES AND FEES	2,165	2,120	2,050	2,610	3,480	6,430	(2,950)	(4,380)
523700 - EDUCATION AND TRAINING	700	1,915	1,300	2,420	3,227	1,650	1,577	(350)
531100 - GENERAL SUPPLIES AND MATERIALS	10,410	12,557	12,249	9,265	12,353	13,150	(797)	(901)
531300 - FOOD	1,345	2,481	2,000	3,132	4,176	2,500	1,676	(500)
531400 - BOOKS AND PERIODICALS	70	230	250	70	93	500	(407)	(250)
531660 - NON ASSET COMPUTER EQUIPMENT	39,096	43,443	33,885	33,407	44,543	37,960	6,583	(4,075)
531712 - UNIFORMS	1,043	0	2,000	0	0	2,000	(2,000)	0
TOTAL OPERATING COSTS (52S AND 53S)	118,081	128,904	135,684	116,016	154,688	140,345	14,343	(4,661)
CAPITAL (54S)								
542500 - OTHER EQUIPMENT	0	2,557	0	0	0	0	0	0
TOTAL CAPITAL (54S)	0	2,557	0	0	0	0	0	0
TOTAL DEPARTMENT MANAGED COSTS	418,902	413,288	432,348	321,275	402,767	446,657	(43,890)	(14,309)
NON DEPARTMENT MANAGED COSTS								
ALLOCATED COSTS								
512700 - WORKER'S COMP ADMIN FEES	767	735	445	450	450	492	(42)	(47)
522110 - DISPOSAL	26,783	28,980	27,000	23,270	31,027	27,000	4,027	0
522130 - CUSTODIAL SERVICES	25,008	27,907	26,775	25,618	34,158	28,649	5,509	(1,874)
522140 - LAWN CARE	5,890	5,890	5,890	4,980	6,640	5,890	750	0
522218 - PEST CONTROL	3,140	3,400	3,840	2,530	3,373	3,840	(467)	0
523100 - INSURANCE, OTHER BENEFITS	3,207	895	473	591	591	868	(277)	(395)
523200 - COMMUNICATIONS - ALLOCATED	33,167	32,578	31,980	25,835	34,446	31,740	2,706	240
523920 - DOCUMENT SERVICES	1,048	1,072	1,050	881	1,174	1,075	99	(25)
531210 - WATER/SEWER	105,046	118,131	100,000	76,315	101,753	100,000	1,753	0
531230 - ELECTRICITY	259,416	245,758	255,000	199,069	265,425	255,000	10,425	0
531520 - NATURAL GAS	4,435	4,954	5,000	5,277	7,036	6,200	836	(1,200)
TOTAL ALLOCATED COSTS	467,906	470,300	457,453	364,816	486,075	460,754	25,321	(3,301)

2021 DEPARTMENT BUDGET/FORECAST REPORT - PARKS AND RECREATION (225) / ORG - 6110 - PARKS AND RECREATION ADMIN
AS OF 7/31/2020/ (21.5 PayPeriods - 82.69% of Year Lapsed)

	YEAR OVER YEAR INFORMATION						YOY VARIANCE (100%)	
	2018 Actual	2019 Actual	2020 Budget	2020 YTD	2020 Run	2021 Commission Budget	2020 R V 2021 B	2020 B V 2021 B
TOTAL NON DEPARTMENT MANAGED COSTS	467,906	470,300	457,453	364,816	486,075	460,754	25,321	(3,301)
TOTAL EXPENDITURES	886,808	883,587	889,801	686,091	888,842	907,411	(18,569)	(17,610)
INTERFUND TRANSFERS								
TRANSFERS FROM/TO								
TOTAL FUND REDUCTIONS	886,808	883,587	889,801	686,091	888,842	907,411	(18,569)	(17,610)

NOTES

- 2020 RUN =

  Revenues = Finance Forecast

  Expenses
  - Personnel = YTD Costs/Number of Payroll Periods completed * 26 (total payroll periods in a year)
  - Debt Service, Transfers from/To, Payments to Others, Worker's Comp Admin Fees, Insurance & Other Benefits = Budget unless YTD actual is greater
  - All other expenses = (YTD Costs / # months completed -1) * 12 months

CHEROKEE COUNTY BOARD OF COMMISSIONERS
CRPA ADMIN
2021 HEADCOUNT

	2018 Budget				2019 Budget				2020 Budget				2021 Budget			
	FT	PT	SPT	Total	FT	PT	SPT	Total	FT	PT	SPT	Total	FT	PT	SPT	Total
ADMA - ADMINISTRATIVE ASSISTANT	0.00	0.00	0.00	0.00	0.00	0.00	0.00	0.00	1.00	0.00	0.00	1.00	1.00	0.00	0.00	1.00
BSMG - BUSINESS MANAGER	1.00	0.00	0.00	1.00	1.00	0.00	0.00	1.00	1.00	0.00	0.00	1.00	1.00	0.00	0.00	1.00
DRRP - DIRECTOR - REC & PARKS	1.00	0.00	0.00	1.00	1.00	0.00	0.00	1.00	1.00	0.00	0.00	1.00	1.00	0.00	0.00	1.00
PTRP - PT REC/PARK	0.00	4.00	0.00	4.00	0.00	4.00	0.00	4.00	0.00	4.00	0.00	4.00	0.00	4.00	0.00	4.00
RECP - RECEPTIONIST	1.00	0.00	0.00	1.00	0.00	0.00	0.00	0.00	0.00	0.00	0.00	0.00	0.00	0.00	0.00	0.00
Total	**3.00**	**4.00**	**0.00**	**7.00**	**2.00**	**4.00**	**0.00**	**6.00**	**3.00**	**4.00**	**0.00**	**7.00**	**3.00**	**4.00**	**0.00**	**7.00**

2021 DEPARTMENT BUDGET/FORECAST REPORT - PARKS AND RECREATION (225) / ORG - 6120 - PARKS AND RECREATION PROGRAMS
AS OF 7/31/2020/ (21.5 PayPeriods - 82.69% of Year Lapsed)

	YEAR OVER YEAR INFORMATION						YOY VARIANCE (100%)	
	2018 Actual	2019 Actual	2020 Budget	2020 YTD	2020 Run	2021 Commission Budget	2020 R V 2021 B	2020 B V 2021 B
PARKS AND RECREATION (225)								
PARKS AND RECREATION PROGRAMS								
EXPENDITURES								
DEPARTMENT MANAGED COSTS								
PERSONNEL (ALL 51S EXCEPT WC)								
511100 - REGULAR EMPLOYEES	137,177	221,740	233,652	191,983	232,165	238,984	(6,819)	(5,332)
511115 - PERFECT ATTENDANCE	485	2,170	0	2,235	2,235	0	2,235	0
511200 - PART TIME/TEMP EMPLOYEES	150,702	165,377	197,180	81,376	98,408	184,109	(85,701)	13,071
511300 - OVERTIME	506	70	0	0	0	0	0	0
TOTAL COMPENSATION	288,870	389,357	430,832	275,594	332,809	423,093	(90,284)	7,739
512101 - GROUP INSURANCE - HEALTH	33,911	47,171	36,290	26,719	32,312	47,383	(15,071)	(11,093)
512102 - GROUP INSURANCE - LIFE	180	261	275	201	242	228	14	47
512103 - GROUP INSURANCE - DENTAL	1,025	1,376	1,172	862	1,042	1,262	(220)	(90)
512104 - GROUP INSURANCE-LONG TERM DIS	315	561	608	445	538	506	32	102
512105 - GROUP INSURANCE-SHORT TERM DIS	84	132	142	99	119	113	6	29
512106 - EMPLOYEE ASSISTANCE PROGRAM	14	42	45	31	38	36	2	9
512403 - DEFINED BENEFIT PLAN	14,254	30,803	35,048	28,972	35,036	38,238	(3,202)	(3,190)
TOTAL BENEFITS	49,783	80,345	73,580	57,329	69,328	87,766	(18,438)	(14,186)
512200 - SOCIAL SECURITY (FICA) CONT	16,299	23,315	26,712	16,550	20,015	26,232	(6,217)	480
512300 - MEDICARE	4,002	5,453	6,247	3,871	4,681	6,135	(1,454)	112
TOTAL PAYROLL TAXES	20,302	28,768	32,959	20,421	24,695	32,367	(7,672)	592
TOTAL PERSONNEL (ALL 51S EXCEPT WC)	358,955	498,471	537,371	353,344	426,832	543,226	(116,394)	(5,855)
OPERATING COSTS (52S AND 53S)								
521200 - PROFESSIONAL SERVICES	1,762	1,035	1,365	805	1,073	1,680	(607)	(315)
523201 - CELL PHONE	1,873	2,364	3,500	2,551	3,401	3,500	(99)	0
523300 - ADVERTISING	0	0	0	14	19	0	19	0
523500 - TRAVEL	1,445	2,361	2,500	2,403	3,203	5,000	(1,797)	(2,500)
523600 - DUES AND FEES	0	285	350	225	300	1,500	(1,200)	(1,150)
523700 - EDUCATION AND TRAINING	1,635	1,328	1,900	1,924	2,565	3,000	(435)	(1,100)
531100 - GENERAL SUPPLIES AND MATERIALS	217,674	227,155	276,413	94,642	126,189	257,339	(131,150)	19,074
TOTAL OPERATING COSTS (52S AND 53S)	224,389	234,528	286,028	102,562	136,750	272,019	(135,269)	14,009
CAPITAL (54S)								
542500 - OTHER EQUIPMENT	0	2,557	0	0	0	0	0	0
TOTAL CAPITAL (54S)	0	2,557	0	0	0	0	0	0

2021 DEPARTMENT BUDGET/FORECAST REPORT - PARKS AND RECREATION (225) / ORG - 6120 - PARKS AND RECREATION PROGRAMS
AS OF 7/31/2020/ (21.5 PayPeriods - 82.69% of Year Lapsed)

	YEAR OVER YEAR INFORMATION						YOY VARIANCE (100%)	
	2018 Actual	2019 Actual	2020 Budget	2020 YTD	2020 Run	2021 Commission Budget	2020 R V 2021 B	2020 B V 2021 B
TOTAL DEPARTMENT MANAGED COSTS	**583,345**	**735,555**	**823,399**	**455,906**	**563,582**	**815,245**	**(251,663)**	**8,154**
NON DEPARTMENT MANAGED COSTS								
ALLOCATED COSTS								
512700 - WORKER'S COMP ADMIN FEES	**767**	**735**	**1,038**	**1,051**	**1,051**	**1,047**	**4**	**(9)**
523100 - INSURANCE, OTHER BENEFITS	**1,229**	**895**	**1,183**	**1,269**	**1,269**	**1,447**	**(178)**	**(264)**
523200 - COMMUNICATIONS - ALLOCATED	**61**	**52**	**120**	**51**	**68**	**120**	**(52)**	**0**
TOTAL ALLOCATED COSTS	**2,057**	**1,682**	**2,341**	**2,371**	**2,388**	**2,614**	**(226)**	**(273)**
TOTAL NON DEPARTMENT MANAGED COSTS	**2,057**	**1,682**	**2,341**	**2,371**	**2,388**	**2,614**	**(226)**	**(273)**
TOTAL EXPENDITURES	**585,402**	**737,237**	**825,740**	**458,278**	**565,970**	**817,859**	**(251,889)**	**7,881**
TOTAL FUND REDUCTIONS	**585,402**	**737,237**	**825,740**	**458,278**	**565,970**	**817,859**	**(251,889)**	**7,881**

NOTES

- 2020 RUN =

  Revenues = Finance Forecast

  Expenses
  - Personnel = YTD Costs/Number of Payroll Periods completed * 26 (total payroll periods in a year)
  - Debt Service, Transfers from/To, Payments to Others, Worker's Comp Admin Fees, Insurance & Other Benefits = Budget unless YTD actual is greater
  - All other expenses = (YTD Costs / # months completed -1) * 12 months

CHEROKEE COUNTY BOARD OF COMMISSIONERS
CRPA PROGRAMS
2021 HEADCOUNT

	2018 Budget				2019 Budget				2020 Budget				2021 Budget			
	FT	PT	SPT	Total	FT	PT	SPT	Total	FT	PT	SPT	Total	FT	PT	SPT	Total
ATCO - RECREATION COORDINATOR	0.00	0.00	0.00	0.00	1.00	0.00	0.00	1.00	0.00	0.00	0.00	0.00	0.00	0.00	0.00	0.00
PTRP - PT REC/PARK	0.00	11.00	0.00	11.00	0.00	40.00	0.00	40.00	0.00	42.00	0.00	42.00	0.00	51.00	0.00	51.00
RCCO - RECREATION COORDINATOR	2.00	0.00	0.00	2.00	3.00	0.00	0.00	3.00	4.00	0.00	0.00	4.00	4.00	0.00	0.00	4.00
REDD - RECREATION DIVISION DIRECTOR	1.00	0.00	0.00	1.00	1.00	0.00	0.00	1.00	1.00	0.00	0.00	1.00	1.00	0.00	0.00	1.00
STPR - SEASONAL PARKS REC	0.00	0.00	16.00	16.00	0.00	0.00	0.00	0.00	0.00	0.00	0.00	0.00	0.00	0.00	0.00	0.00
Total	**3.00**	**11.00**	**16.00**	**30.00**	**5.00**	**40.00**	**0.00**	**45.00**	**5.00**	**42.00**	**0.00**	**47.00**	**5.00**	**51.00**	**0.00**	**56.00**

2021 DEPARTMENT BUDGET/FORECAST REPORT - PARKS AND RECREATION (225) / ORG - 6124 - AQUATIC CENTER
AS OF 7/31/2020/ (21.5 PayPeriods - 82.69% of Year Lapsed)

	YEAR OVER YEAR INFORMATION						YOY VARIANCE (100%)	
	2018 Actual	2019 Actual	2020 Budget	2020 YTD	2020 Run	2021 Commission Budget	2020 R V 2021 B	2020 B V 2021 B
PARKS AND RECREATION (225)								
AQUATIC CENTER								
EXPENDITURES								
DEPARTMENT MANAGED COSTS								
PERSONNEL (ALL 51S EXCEPT WC)								
511100 - REGULAR EMPLOYEES	166,961	183,583	207,897	159,234	192,562	216,898	(24,336)	(9,001)
511115 - PERFECT ATTENDANCE	642	1,375	0	1,509	1,509	0	1,509	0
511200 - PART TIME/TEMP EMPLOYEES	427,761	436,028	459,235	254,187	307,389	463,661	(156,272)	(4,426)
511300 - OVERTIME	1,297	457	0	467	565	0	565	0
TOTAL COMPENSATION	596,661	621,442	667,132	415,397	502,024	680,559	(178,535)	(13,427)
512101 - GROUP INSURANCE - HEALTH	20,708	23,631	16,436	16,890	20,425	32,664	(12,239)	(16,228)
512102 - GROUP INSURANCE - LIFE	226	201	235	174	211	215	(4)	20
512103 - GROUP INSURANCE - DENTAL	703	684	396	328	397	445	(48)	(49)
512104 - GROUP INSURANCE-LONG TERM DIS	423	439	513	383	463	553	(90)	(40)
512105 - GROUP INSURANCE-SHORT TERM DIS	122	120	142	99	120	141	(21)	1
512106 - EMPLOYEE ASSISTANCE PROGRAM	25	38	45	32	38	45	(7)	0
512403 - DEFINED BENEFIT PLAN	17,390	25,454	31,184	23,956	28,969	34,704	(5,735)	(3,520)
TOTAL BENEFITS	39,597	50,566	48,951	41,861	50,623	68,767	(18,144)	(19,816)
512200 - SOCIAL SECURITY (FICA) CONT	36,548	38,307	41,362	25,462	30,791	42,195	(11,404)	(833)
512300 - MEDICARE	8,548	8,959	9,674	5,955	7,201	9,869	(2,668)	(195)
TOTAL PAYROLL TAXES	45,096	47,266	51,036	31,417	37,992	52,064	(14,072)	(1,028)
TOTAL PERSONNEL (ALL 51S EXCEPT WC)	681,353	719,274	767,119	488,675	590,640	801,390	(210,750)	(34,271)

2021 DEPARTMENT BUDGET/FORECAST REPORT - PARKS AND RECREATION (225) / ORG - 6124 - AQUATIC CENTER
AS OF 7/31/2020/ (21.5 PayPeriods - 82.69% of Year Lapsed)

	YEAR OVER YEAR INFORMATION						YOY VARIANCE (100%)	
	2018 Actual	2019 Actual	2020 Budget	2020 YTD	2020 Run	2021 Commission Budget	2020 R V 2021 B	2020 B V 2021 B
OPERATING COSTS (52S AND 53S)								
521200 - PROFESSIONAL SERVICES	1,775	2,260	2,400	2,130	2,840	2,400	440	0
521300 - TECHNICAL	11,530	17,812	20,700	16,861	22,482	20,700	1,782	0
522200 - REPAIRS AND MAINTENANCE	119,644	61,655	41,000	39,984	53,312	32,000	21,312	9,000
522320 - RENTAL OF EQUIPMENT AND VEHICL	377	1,885	336	2,282	3,042	336	2,706	0
523201 - CELL PHONE	2,141	3,035	2,700	2,028	2,704	3,000	(296)	(300)
523300 - ADVERTISING	2,189	304	2,000	0	0	2,000	(2,000)	0
523400 - PRINTING AND BINDING	2,061	150	1,000	323	431	1,000	(569)	0
523500 - TRAVEL	1,890	4,764	2,000	4,387	5,850	5,500	350	(3,500)
523600 - DUES AND FEES	205	205	255	270	360	320	40	(65)
523700 - EDUCATION AND TRAINING	793	3,071	2,000	2,051	2,735	2,100	635	(100)
531100 - GENERAL SUPPLIES AND MATERIALS	100,758	121,401	83,860	70,753	94,337	84,513	9,824	(653)
531105 - GENERAL SUPPLIES- CUSTODIAL	8,397	8,455	10,000	10,356	13,808	10,000	3,808	0
531600 - SMALL EQUIPMENT	4,528	1,630	1,500	1,170	1,560	1,500	60	0
531712 - UNIFORMS	4,713	4,051	6,000	5,546	7,395	6,000	1,395	0
TOTAL OPERATING COSTS (52S AND 53S)	261,000	230,678	175,751	158,141	210,855	171,369	39,486	4,382
TOTAL DEPARTMENT MANAGED COSTS	942,353	949,952	942,870	646,816	801,494	972,759	(171,265)	(29,889)
NON DEPARTMENT MANAGED COSTS								
ALLOCATED COSTS								
512700 - WORKER'S COMP ADMIN FEES	1,279	1,127	963	975	975	1,088	(113)	(125)
512701 - WORKERS COMP CLAIMS	0	339	18	0	0	215	(215)	(197)
522218 - PEST CONTROL	300	360	360	270	360	360	0	0
523100 - INSURANCE, OTHER BENEFITS	881	1,843	1,231	1,420	1,420	1,735	(315)	(504)
523200 - COMMUNICATIONS - ALLOCATED	16,092	16,679	18,540	12,636	16,849	17,880	(1,031)	660
531210 - WATER/SEWER	52,351	73,946	71,000	63,627	84,836	72,000	12,836	(1,000)
531230 - ELECTRICITY	130,418	138,755	130,000	90,607	120,809	130,000	(9,191)	0
531520 - NATURAL GAS	13,568	16,792	16,700	16,716	22,288	17,000	5,288	(300)
TOTAL ALLOCATED COSTS	214,888	249,841	238,812	186,251	247,536	240,278	7,258	(1,466)
TOTAL NON DEPARTMENT MANAGED COSTS	214,888	249,841	238,812	186,251	247,536	240,278	7,258	(1,466)
TOTAL EXPENDITURES	1,157,241	1,199,793	1,181,682	833,066	1,049,031	1,213,037	(164,006)	(31,355)
TOTAL FUND REDUCTIONS	1,157,241	1,199,793	1,181,682	833,066	1,049,031	1,213,037	(164,006)	(31,355)

2021 DEPARTMENT BUDGET/FORECAST REPORT - PARKS AND RECREATION (225) / ORG - 6124 - AQUATIC CENTER
AS OF 7/31/2020/ (21.5 PayPeriods - 82.69% of Year Lapsed)

YEAR OVER YEAR INFORMATION						YOY VARIANCE (100%)	
2018 Actual	2019 Actual	2020 Budget	2020 YTD	2020 Run	2021 Commission Budget	2020 R V 2021 B	2020 B V 2021 B

NOTES

- 2020 RUN =

Revenues = Finance Forecast

Expenses

- Personnel = YTD Costs/Number of Payroll Periods completed * 26 (total payroll periods in a year)
- Debt Service, Transfers from/To, Payments to Others, Worker's Comp Admin Fees, Insurance & Other Benefits = Budget unless YTD actual is greater
- All other expenses = (YTD Costs / # months completed -1) * 12 months

CHEROKEE COUNTY BOARD OF COMMISSIONERS
AQUATIC CENTER
2021 HEADCOUNT

	2018 Budget				2019 Budget				2020 Budget				2021 Budget			
	FT	PT	SPT	Total	FT	PT	SPT	Total	FT	PT	SPT	Total	FT	PT	SPT	Total
ACAC - AQUATICS COORDINATOR	1.00	0.00	0.00	1.00	1.00	0.00	0.00	1.00	2.00	0.00	0.00	2.00	2.00	0.00	0.00	2.00
ACAM - AQUATICS MGR	1.00	0.00	0.00	1.00	1.00	0.00	0.00	1.00	0.00	0.00	0.00	0.00	0.00	0.00	0.00	0.00
ACMW - MAINTANANCE WORKER	1.00	0.00	0.00	1.00	1.00	0.00	0.00	1.00	0.00	0.00	0.00	0.00	0.00	0.00	0.00	0.00
AQDD - AQUATICS DIVISION DIRECTOR	0.00	0.00	0.00	0.00	0.00	0.00	0.00	0.00	1.00	0.00	0.00	1.00	1.00	0.00	0.00	1.00
CSSP - CUSTOMER SERVICE SPECIALIST	1.00	0.00	0.00	1.00	1.00	0.00	0.00	1.00	0.00	0.00	0.00	0.00	0.00	0.00	0.00	0.00
MCSC - MARKETING&CUSTOMER SERV SPECIA	0.00	0.00	0.00	0.00	0.00	0.00	0.00	0.00	1.00	0.00	0.00	1.00	1.00	0.00	0.00	1.00
MNLD - MAINTENANCE LEAD	0.00	0.00	0.00	0.00	0.00	0.00	0.00	0.00	1.00	0.00	0.00	1.00	1.00	0.00	0.00	1.00
MNWR - MAINTENANCE WORKER	1.00	0.00	0.00	1.00	1.00	0.00	0.00	1.00	0.00	0.00	0.00	0.00	0.00	0.00	0.00	0.00
PTRP - PT REC/PARK	0.00	39.00	0.00	39.00	0.00	108.00	0.00	108.00	0.00	108.00	0.00	108.00	0.00	113.00	0.00	113.00
STPR - SEASONAL PARKS REC	0.00	0.00	69.00	69.00	0.00	0.00	0.00	0.00	0.00	0.00	0.00	0.00	0.00	0.00	0.00	0.00
Total	**5.00**	**39.00**	**69.00**	**113.00**	**5.00**	**108.00**	**0.00**	**113.00**	**5.00**	**108.00**	**0.00**	**113.00**	**5.00**	**113.00**	**0.00**	**118.00**

2021 DEPARTMENT BUDGET/FORECAST REPORT - PARKS AND RECREATION (225) / ORG - 6130 - PARKS AND REC ATHLETICS
AS OF 7/31/2020/ (21.5 PayPeriods - 82.69% of Year Lapsed)

	YEAR OVER YEAR INFORMATION						YOY VARIANCE (100%)	
	2018 Actual	2019 Actual	2020 Budget	2020 YTD	2020 Run	2021 Commission Budget	2020 R V 2021 B	2020 B V 2021 B
PARKS AND RECREATION (225)								
PARKS AND REC ATHLETICS								
EXPENDITURES								
DEPARTMENT MANAGED COSTS								
PERSONNEL (ALL 51S EXCEPT WC)								
511100 - REGULAR EMPLOYEES	268,432	251,132	237,993	177,554	214,716	272,124	(57,408)	(34,131)
511115 - PERFECT ATTENDANCE	1,860	1,475	0	1,518	1,518	0	1,518	0
511200 - PART TIME/TEMP EMPLOYEES	96,606	96,849	121,037	93,835	113,475	104,235	9,240	16,802
TOTAL COMPENSATION	366,897	349,455	359,030	272,907	329,709	376,359	(46,650)	(17,329)
512101 - GROUP INSURANCE - HEALTH	48,233	41,961	37,569	24,788	29,976	51,715	(21,739)	(14,146)
512102 - GROUP INSURANCE - LIFE	363	271	283	204	247	300	(53)	(17)
512103 - GROUP INSURANCE - DENTAL	1,595	1,283	1,311	787	952	1,358	(406)	(47)
512104 - GROUP INSURANCE-LONG TERM DIS	652	594	619	428	518	656	(138)	(37)
512105 - GROUP INSURANCE-SHORT TERM DIS	164	137	142	102	124	171	(47)	(29)
512106 - EMPLOYEE ASSISTANCE PROGRAM	29	44	45	33	39	54	(15)	(9)
512403 - DEFINED BENEFIT PLAN	27,993	34,878	35,699	26,694	32,281	43,540	(11,259)	(7,841)
TOTAL BENEFITS	79,028	79,169	75,668	53,035	64,136	97,794	(33,658)	(22,126)
512200 - SOCIAL SECURITY (FICA) CONT	22,390	20,576	22,260	16,314	19,728	23,334	(3,606)	(1,074)
512300 - MEDICARE	5,046	4,812	5,206	3,815	4,614	5,457	(843)	(251)
TOTAL PAYROLL TAXES	27,436	25,388	27,466	20,129	24,342	28,791	(4,449)	(1,325)
TOTAL PERSONNEL (ALL 51S EXCEPT WC)	473,361	454,013	462,164	346,071	418,187	502,944	(84,757)	(40,780)
OPERATING COSTS (52S AND 53S)								
521200 - PROFESSIONAL SERVICES	917	1,840	1,500	1,050	1,400	1,700	(300)	(200)
523201 - CELL PHONE	4,444	4,193	4,800	3,802	5,069	4,500	569	300
523500 - TRAVEL	1,896	2,669	3,500	1,968	2,624	4,265	(1,641)	(765)
523600 - DUES AND FEES	235	230	800	180	240	1,000	(760)	(200)
523700 - EDUCATION AND TRAINING	1,402	2,005	3,000	1,100	1,467	3,200	(1,733)	(200)
531100 - GENERAL SUPPLIES AND MATERIALS	768,995	600,432	782,500	576,483	768,644	738,718	29,926	43,782
531300 - FOOD	223	576	900	664	885	900	(15)	0
TOTAL OPERATING COSTS (52S AND 53S)	778,112	611,946	797,000	585,247	780,330	754,283	26,047	42,717
CAPITAL (54S)								
542500 - OTHER EQUIPMENT	0	14,542	0	0	0	0	0	0
TOTAL CAPITAL (54S)	0	14,542	0	0	0	0	0	0

2021 DEPARTMENT BUDGET/FORECAST REPORT - PARKS AND RECREATION (225) / ORG - 6130 - PARKS AND REC ATHLETICS
AS OF 7/31/2020/ (21.5 PayPeriods - 82.69% of Year Lapsed)

	YEAR OVER YEAR INFORMATION						YOY VARIANCE (100%)	
	2018 Actual	2019 Actual	2020 Budget	2020 YTD	2020 Run	2021 Commission Budget	2020 R V 2021 B	2020 B V 2021 B
TOTAL DEPARTMENT MANAGED COSTS	**1,251,473**	**1,080,500**	**1,259,164**	**931,319**	**1,198,517**	**1,257,227**	**(58,710)**	**1,937**
NON DEPARTMENT MANAGED COSTS								
ALLOCATED COSTS								
512700 - WORKER'S COMP ADMIN FEES	**1,535**	**1,471**	**1,111**	**1,126**	**1,126**	**1,004**	**122**	**107**
523100 - INSURANCE, OTHER BENEFITS	**1,468**	**1,790**	**1,183**	**1,408**	**1,408**	**1,447**	**(39)**	**(264)**
523200 - COMMUNICATIONS - ALLOCATED	**122**	**104**	**180**	**102**	**135**	**180**	**(45)**	**0**
TOTAL ALLOCATED COSTS	**3,124**	**3,364**	**2,474**	**2,635**	**2,669**	**2,631**	**38**	**(157)**
TOTAL NON DEPARTMENT MANAGED COSTS	**3,124**	**3,364**	**2,474**	**2,635**	**2,669**	**2,631**	**38**	**(157)**
TOTAL EXPENDITURES	**1,254,597**	**1,083,864**	**1,261,638**	**933,954**	**1,201,186**	**1,259,858**	**(58,672)**	**1,780**
TOTAL FUND REDUCTIONS	**1,254,597**	**1,083,864**	**1,261,638**	**933,954**	**1,201,186**	**1,259,858**	**(58,672)**	**1,780**

NOTES

- 2020 RUN =

  Revenues = Finance Forecast

  Expenses
  - Personnel = YTD Costs/Number of Payroll Periods completed * 26 (total payroll periods in a year)
  - Debt Service, Transfers from/To, Payments to Others, Worker's Comp Admin Fees, Insurance & Other Benefits = Budget unless YTD actual is greater
  - All other expenses = (YTD Costs / # months completed -1) * 12 months

CHEROKEE COUNTY BOARD OF COMMISSIONERS
CRPA ATHLETICS
2021 HEADCOUNT

	2018 Budget				2019 Budget				2020 Budget				2021 Budget			
	FT	PT	SPT	Total	FT	PT	SPT	Total	FT	PT	SPT	Total	FT	PT	SPT	Total
ATCO - ATHLETIC COORDINATOR	5.00	0.00	0.00	5.00	4.00	0.00	0.00	4.00	4.00	0.00	0.00	4.00	5.00	0.00	0.00	5.00
ATDD - ATHLETICS DIVISION DIRECTOR	1.00	0.00	0.00	1.00	1.00	0.00	0.00	1.00	1.00	0.00	0.00	1.00	1.00	0.00	0.00	1.00
PTRP - PT REC/PARK	0.00	12.00	0.00	12.00	0.00	60.00	0.00	60.00	0.00	61.00	0.00	61.00	0.00	61.00	0.00	61.00
STPR - SEASONAL PARKS REC	0.00	0.00	48.00	48.00	0.00	0.00	0.00	0.00	0.00	0.00	0.00	0.00	0.00	0.00	0.00	0.00
Total	**6.00**	**12.00**	**48.00**	**66.00**	**5.00**	**60.00**	**0.00**	**65.00**	**5.00**	**61.00**	**0.00**	**66.00**	**6.00**	**61.00**	**0.00**	**67.00**

2021 DEPARTMENT BUDGET/FORECAST REPORT - PARKS AND RECREATION (225) / ORG - 6220 - PARKS AND REC MAINTENANCE
AS OF 7/31/2020/ (21.5 PayPeriods - 82.69% of Year Lapsed)

	YEAR OVER YEAR INFORMATION						YOY VARIANCE (100%)	
	2018 Actual	2019 Actual	2020 Budget	2020 YTD	2020 Run	2021 Commission Budget	2020 R V 2021 B	2020 B V 2021 B
PARKS AND RECREATION (225)								
PARKS AND REC MAINTENANCE								
EXPENDITURES								
DEPARTMENT MANAGED COSTS								
PERSONNEL (ALL 51S EXCEPT WC)								
511100 - REGULAR EMPLOYEES	561,071	543,575	594,524	436,193	527,489	626,529	(99,040)	(32,005)
511115 - PERFECT ATTENDANCE	2,501	3,152	0	2,619	2,619	0	2,619	0
511116 - SHORT TERM DISABILITY PAY	0	0	0	2,934	3,548	0	3,548	0
511121 - PAID LEAVE	0	0	0	2,229	2,696	0	2,696	0
511200 - PART TIME/TEMP EMPLOYEES	17,479	9,246	53,631	7,843	9,485	6,333	3,152	47,298
TOTAL COMPENSATION	581,051	555,974	648,155	451,818	545,837	632,862	(87,025)	15,293
512101 - GROUP INSURANCE - HEALTH	110,221	122,582	118,918	90,654	109,628	150,035	(40,407)	(31,117)
512102 - GROUP INSURANCE - LIFE	718	624	622	511	618	730	(112)	(108)
512103 - GROUP INSURANCE - DENTAL	3,431	3,251	3,026	1,967	2,379	3,108	(729)	(82)
512104 - GROUP INSURANCE-LONG TERM DIS	1,275	1,324	1,340	1,113	1,346	1,602	(256)	(262)
512105 - GROUP INSURANCE-SHORT TERM DIS	409	458	453	369	446	537	(91)	(84)
512106 - EMPLOYEE ASSISTANCE PROGRAM	83	146	144	116	141	171	(30)	(27)
512403 - DEFINED BENEFIT PLAN	58,378	75,447	89,178	66,242	80,107	100,245	(20,138)	(11,067)
TOTAL BENEFITS	174,514	203,832	213,681	160,973	194,665	256,428	(61,763)	(42,747)
512200 - SOCIAL SECURITY (FICA) CONT	33,570	32,023	40,185	26,273	31,772	39,237	(7,465)	948
512300 - MEDICARE	7,851	7,489	9,399	6,145	7,431	9,177	(1,746)	222
TOTAL PAYROLL TAXES	41,421	39,513	49,584	32,418	39,203	48,414	(9,211)	1,170
TOTAL PERSONNEL (ALL 51S EXCEPT WC)	796,987	799,318	911,420	645,209	779,705	937,704	(157,999)	(26,284)

2021 DEPARTMENT BUDGET/FORECAST REPORT - PARKS AND RECREATION (225) / ORG - 6220 - PARKS AND REC MAINTENANCE
AS OF 7/31/2020/ (21.5 PayPeriods - 82.69% of Year Lapsed)

	YEAR OVER YEAR INFORMATION						YOY VARIANCE (100%)	
	2018 Actual	2019 Actual	2020 Budget	2020 YTD	2020 Run	2021 Commission Budget	2020 R V 2021 B	2020 B V 2021 B
OPERATING COSTS (52S AND 53S)								
521200 - PROFESSIONAL SERVICES	181	315	500	175	233	500	(267)	0
521300 - TECHNICAL	26,310	44,884	30,915	40,488	53,984	31,965	22,019	(1,050)
521310 - PARKS BRICKS	0	6,277	14,250	3,055	4,073	4,500	(427)	9,750
522200 - REPAIRS AND MAINTENANCE	90,395	43,561	55,980	38,819	51,758	61,450	(9,692)	(5,470)
522202 - VEHICLE MAINTENANCE	435	2,133	0	15	20	0	20	0
522212 - BUILDING/GROUNDS	45,193	45,505	46,500	44,586	59,448	60,000	(552)	(13,500)
522320 - RENTAL OF EQUIPMENT AND VEHICL	1,580	1,286	1,800	1,616	2,155	2,000	155	(200)
523110 - INSURANCE DEDUCTIBLES	178	2,552	0	12,888	17,184	0	17,184	0
523201 - CELL PHONE	6,474	5,969	10,300	7,964	10,619	10,600	19	(300)
523500 - TRAVEL	955	2,536	2,500	2,398	3,198	2,000	1,198	500
523600 - DUES AND FEES	370	310	900	360	480	550	(70)	350
523700 - EDUCATION AND TRAINING	981	2,144	1,800	720	960	2,090	(1,130)	(290)
531100 - GENERAL SUPPLIES AND MATERIALS	138,718	140,760	133,905	85,474	113,966	149,817	(35,851)	(15,912)
531270 - GASOLINE	42,012	40,408	42,075	23,771	31,694	42,000	(10,306)	75
531600 - SMALL EQUIPMENT	7,848	17,523	18,000	13,079	17,439	18,000	(561)	0
531700 - OTHER SUPPLIES	16,150	13,931	21,392	14,627	19,502	24,730	(5,228)	(3,338)
531712 - UNIFORMS	632	1,861	7,300	5,801	7,734	7,300	434	0
TOTAL OPERATING COSTS (52S AND 53S)	378,412	371,955	388,117	295,837	394,450	417,502	(23,052)	(29,385)
CAPITAL (54S)								
542200 - VEHICLES	0	216,283	0	0	0	0	0	0
542500 - OTHER EQUIPMENT	0	2,557	0	0	0	0	0	0
TOTAL CAPITAL (54S)	0	218,840	0	0	0	0	0	0
DEBT SERVICE								
581200 - CAPITAL LEASE PRINCIPAL	21,184	22,579	23,975	19,873	23,975	25,371	(1,396)	(1,396)
582200 - CAPITAL LEASE INTEREST	5,959	4,564	3,168	2,747	3,168	1,772	1,396	1,396
TOTAL DEBT SERVICE	27,143	27,143	27,143	22,619	27,143	27,143	0	0
UNCLASSIFIED								
TOTAL DEPARTMENT MANAGED COSTS	1,202,541	1,417,256	1,326,680	963,666	1,201,298	1,382,349	(181,051)	(55,669)
NON DEPARTMENT MANAGED COSTS								

2021 DEPARTMENT BUDGET/FORECAST REPORT - PARKS AND RECREATION (225) / ORG - 6220 - PARKS AND REC MAINTENANCE
AS OF 7/31/2020/ (21.5 PayPeriods - 82.69% of Year Lapsed)

	YEAR OVER YEAR INFORMATION						YOY VARIANCE (100%)	
	2018 Actual	2019 Actual	2020 Budget	2020 YTD	2020 Run	2021 Commission Budget	2020 R V 2021 B	2020 B V 2021 B
ALLOCATED COSTS								
512700 - WORKER'S COMP ADMIN FEES	5,687	4,412	3,686	3,732	3,732	3,981	(249)	(295)
512701 - WORKERS COMP CLAIMS	0	1,902	0	317	423	1,209	(786)	(1,209)
523100 - INSURANCE, OTHER BENEFITS	13,687	16,556	18,350	20,343	20,343	26,948	(6,605)	(8,598)
523200 - COMMUNICATIONS - ALLOCATED	360	308	420	301	401	420	(19)	0
TOTAL ALLOCATED COSTS	19,733	23,178	22,456	24,693	24,899	32,558	(7,659)	(10,102)
TOTAL NON DEPARTMENT MANAGED COSTS	19,733	23,178	22,456	24,693	24,899	32,558	(7,659)	(10,102)
TOTAL EXPENDITURES	1,222,274	1,440,433	1,349,136	988,359	1,226,197	1,414,907	(188,710)	(65,771)
INTERFUND TRANSFERS								
TRANSFERS FROM/TO								
611100 - TRANSFERS TO GENERAL FUND	100,000	150,000	150,000	125,000	150,000	150,000	0	0
TOTAL TRANSFERS FROM/TO	100,000	150,000	150,000	125,000	150,000	150,000	0	0
TOTAL INTERFUND TRANSFERS	100,000	150,000	150,000	125,000	150,000	150,000	0	0
TOTAL FUND REDUCTIONS	1,322,274	1,590,433	1,499,136	1,113,359	1,376,197	1,564,907	(188,710)	(65,771)

NOTES
- 2020 RUN =
  Revenues = Finance Forecast

  Expenses
  - Personnel = YTD Costs/Number of Payroll Periods completed * 26 (total payroll periods in a year)
  - Debt Service, Transfers from/To, Payments to Others, Worker's Comp Admin Fees, Insurance & Other Benefits = Budget unless YTD actual is greater
  - All other expenses = (YTD Costs / # months completed -1) * 12 months

CHEROKEE COUNTY BOARD OF COMMISSIONERS
CRPA MAINTENANCE
2021 HEADCOUNT

	2018 Budget				2019 Budget				2020 Budget				2021 Budget			
	FT	PT	SPT	Total	FT	PT	SPT	Total	FT	PT	SPT	Total	FT	PT	SPT	Total
CRWL - CREW LEADER/CRPA	3.00	0.00	0.00	3.00	3.00	0.00	0.00	3.00	3.00	0.00	0.00	3.00	3.00	0.00	0.00	3.00
EMPR - EQUIPMENT MECHANIC PARKS	0.00	0.00	0.00	0.00	0.00	0.00	0.00	0.00	0.00	0.00	0.00	0.00	1.00	0.00	0.00	1.00
LPWR - LEAD PARKS WORKER	4.00	0.00	0.00	4.00	3.00	0.00	0.00	3.00	1.00	0.00	0.00	1.00	1.00	0.00	0.00	1.00
MNMG - MAINTENANCE MANAGER	0.00	0.00	0.00	0.00	0.00	0.00	0.00	0.00	1.00	0.00	0.00	1.00	0.00	0.00	0.00	0.00
PKMR - PARKS MANAGER	1.00	0.00	0.00	1.00	1.00	0.00	0.00	1.00	1.00	0.00	0.00	1.00	2.00	0.00	0.00	2.00
PKW1 - PARK WORKER I	0.00	0.00	0.00	0.00	1.00	0.00	0.00	1.00	3.00	0.00	0.00	3.00	0.00	0.00	0.00	0.00
PKWR - PARKS WORKER	7.00	0.00	0.00	7.00	7.00	0.00	0.00	7.00	7.00	0.00	0.00	7.00	11.00	0.00	0.00	11.00
PMDD - PARK MAINTENANCE DIVISION DIRE	1.00	0.00	0.00	1.00	1.00	0.00	0.00	1.00	1.00	0.00	0.00	1.00	1.00	0.00	0.00	1.00
PMTS - PARKS MAINTENANCE SUPERVISOR	1.00	0.00	0.00	1.00	1.00	0.00	0.00	1.00	0.00	0.00	0.00	0.00	0.00	0.00	0.00	0.00
PSCO - PARK SERVICES COORDINATOR	1.00	0.00	0.00	1.00	1.00	0.00	0.00	1.00	1.00	0.00	0.00	1.00	0.00	0.00	0.00	0.00
PTRP - PT REC/PARK	0.00	4.00	0.00	4.00	0.00	4.00	0.00	4.00	0.00	4.00	0.00	4.00	0.00	1.00	0.00	1.00
Total	**18.00**	**4.00**	**0.00**	**22.00**	**18.00**	**4.00**	**0.00**	**22.00**	**18.00**	**4.00**	**0.00**	**22.00**	**19.00**	**1.00**	**0.00**	**20.00**

Other Special Revenue Funds

2021 DEPARTMENT BUDGET/FORECAST REPORT - LAW LIBRARY FUND (205)
AS OF 7/31/2020/ (21.5 PayPeriods - 82.69% of Year Lapsed)

	YEAR OVER YEAR INFORMATION						YOY VARIANCE (100%)	
	2018 Actual	2019 Actual	2020 Budget	2020 YTD	2020 Run	2021 Commission Budget	2020 R V 2021 B	2020 B V 2021 B
LAW LIBRARY FUND (205)								
ALL FUNDING SOURCES								
CHARGES FOR SVCS								
349900 - OTHER FEES COLLECTED	4,030	2,989	4,000	1,259	2,595	4,000	(1,405)	0
TOTAL CHARGES FOR SVCS	4,030	2,989	4,000	1,259	2,595	4,000	(1,405)	0
FINES & FORFEITURES								
351110 - FINES/ FORFEITURES-SUPERIOR CT	21,374	21,086	22,000	13,013	20,349	23,000	(2,651)	(1,000)
351120 - FINES/ FORFEITURES-STATE CT	50,049	45,200	51,000	21,448	38,448	51,000	(12,552)	0
351130 - FINES/ FORFEITURES-MAGISTRATE	33,545	31,800	34,000	18,190	29,526	34,000	(4,474)	0
351150 - FINES/ FORFEITURES-PROBATE CT	5,955	5,935	6,000	3,775	5,775	6,500	(725)	(500)
351160 - FINES/ FORFEITURES-JUVENILE CT	1,390	1,495	1,500	525	1,025	2,000	(975)	(500)
TOTAL FINES & FORFEITURES	112,313	105,516	114,500	56,952	95,123	116,500	(21,377)	(2,000)
INVSMT REVENUE								
361000 - INTEREST REVENUES	4,776	9,175	5,000	1,312	2,976	7,000	(4,024)	(2,000)
TOTAL INVSMT REVENUE	4,776	9,175	5,000	1,312	2,976	7,000	(4,024)	(2,000)
MISC REVENUE								
TOTAL ALL FUNDING SOURCES	121,119	117,680	123,500	59,523	100,694	127,500	(26,806)	(4,000)
EXPENDITURES								
DEPARTMENT MANAGED COSTS								
OPERATING COSTS (52S AND 53S)								
521200 - PROFESSIONAL SERVICES	103,990	125,066	104,000	64,534	86,046	127,000	(40,954)	(23,000)
531100 - GENERAL SUPPLIES AND MATERIALS	60,691	19	19,500	15	21	500	(479)	19,000
TOTAL OPERATING COSTS (52S AND 53S)	164,681	125,085	123,500	64,550	86,066	127,500	(41,434)	(4,000)
CAPITAL (54S)								
TOTAL DEPARTMENT MANAGED COSTS	164,681	125,085	123,500	64,550	86,066	127,500	(41,434)	(4,000)
TOTAL EXPENDITURES	164,681	125,085	123,500	64,550	86,066	127,500	(41,434)	(4,000)
INTERFUND TRANSFERS								

2021 DEPARTMENT BUDGET/FORECAST REPORT - LAW LIBRARY FUND (205)
AS OF 7/31/2020/ (21.5 PayPeriods - 82.69% of Year Lapsed)

	YEAR OVER YEAR INFORMATION						YOY VARIANCE (100%)	
	2018 Actual	2019 Actual	2020 Budget	2020 YTD	2020 Run	2021 Commission Budget	2020 R V 2021 B	2020 B V 2021 B
TOTAL FUND REDUCTIONS	164,681	125,085	123,500	64,550	86,066	127,500	(41,434)	(4,000)

Fund Balance

BOY Balance	+	2020 FY Run Rate Sources	-	2020 FY Run Rate Uses	=	Expected EOY 2020 Balance	Expected SOY 2021	+	2021 Budget Sources	-	2021 Budget Uses	=	Expected EOY 2021
534,301	+	100,694	-	86,066	=	548,929	548,929	+	127,500	-	127,500	=	548,929

NOTES

- 2020 RUN =

  Revenues = Finance Forecast

  Expenses
  - Personnel = YTD Costs/Number of Payroll Periods completed * 26 (total payroll periods in a year)
  - Debt Service, Transfers from/To, Payments to Others, Worker's Comp Admin Fees, Insurance & Other Benefits = Budget unless YTD actual is greater
  - All other expenses = (YTD Costs / # months completed -1) * 12 months

2021 DEPARTMENT BUDGET/FORECAST REPORT - STATE FORFEITURE/SEIZED FUND (210)
AS OF 7/31/2020/ (21.5 PayPeriods - 82.69% of Year Lapsed)

	YEAR OVER YEAR INFORMATION						YOY VARIANCE (100%)	
	2018 Actual	2019 Actual	2020 Budget	2020 YTD	2020 Run	2021 Commission Budget	2020 R V 2021 B	2020 B V 2021 B
STATE FORFEITURE/SEIZED FUND (210)								
ALL FUNDING SOURCES								
INTERGOVT								
334116 - EQUIT SHRNG SD C&C	0	77,288	75,000	92,319	92,319	80,000	12,319	(5,000)
TOTAL INTERGOVT	0	77,288	75,000	92,319	92,319	80,000	12,319	(5,000)
FINES & FORFEITURES								
351165 - FINES/FORFEITURES - SHERIFF	13,312	0	0	0	0	0	0	0
TOTAL FINES & FORFEITURES	13,312	0	0	0	0	0	0	0
TRANSFERS FROM/TO								
391273 - TRANS IN FROM CONF ASSETS	0	53,678	0	0	0	0	0	0
TOTAL TRANSFERS FROM/TO	0	53,678	0	0	0	0	0	0
TOTAL ALL FUNDING SOURCES	13,312	130,967	75,000	92,319	92,319	80,000	12,319	(5,000)
EXPENDITURES								
DEPARTMENT MANAGED COSTS								
OPERATING COSTS (52S AND 53S)								
523700 - EDUCATION AND TRAINING	0	2,672	10,000	0	0	3,000	(3,000)	7,000
531100 - GENERAL SUPPLIES AND MATERIALS	405	55,351	45,000	33,894	45,192	55,000	(9,808)	(10,000)
531600 - SMALL EQUIPMENT	34,845	0	10,000	0	0	5,000	(5,000)	5,000
TOTAL OPERATING COSTS (52S AND 53S)	35,250	58,023	65,000	33,894	45,192	63,000	(17,808)	2,000
CAPITAL (54S)								
542200 - VEHICLES	0	13,000	0	52,482	69,976	17,000	52,976	(17,000)
542500 - OTHER EQUIPMENT	15,000	5,800	0	0	0	0	0	0
TOTAL CAPITAL (54S)	15,000	18,800	0	52,482	69,976	17,000	52,976	(17,000)
NON-OPERATIONAL COSTS								
572000 - PAYMENTS TO OTHER AGENCIES	0	0	10,000	0	10,000	0	10,000	10,000
TOTAL NON-OPERATIONAL COSTS	0	0	10,000	0	10,000	0	10,000	10,000
TOTAL DEPARTMENT MANAGED COSTS	50,250	76,823	75,000	86,376	125,168	80,000	45,168	(5,000)

2021 DEPARTMENT BUDGET/FORECAST REPORT - STATE FORFEITURE/SEIZED FUND (210)
AS OF 7/31/2020/ (21.5 PayPeriods - 82.69% of Year Lapsed)

	YEAR OVER YEAR INFORMATION						YOY VARIANCE (100%)	
	2018 Actual	2019 Actual	2020 Budget	2020 YTD	2020 Run	2021 Commission Budget	2020 R V 2021 B	2020 B V 2021 B
TOTAL EXPENDITURES	50,250	76,823	75,000	86,376	125,168	80,000	45,168	(5,000)
TOTAL FUND REDUCTIONS	50,250	76,823	75,000	86,376	125,168	80,000	45,168	(5,000)

Fund Balance

BOY Balance		2020 FY Run Rate Sources		2020 FY Run Rate Uses		Expected EOY 2020 Balance	Expected SOY 2021		2021 Budget Sources		2021 Budget Uses		Expected EOY 2021
74,150	+	92,319	-	125,168	=	41,301	41,301	+	80,000	-	80,000	=	41,301

NOTES

- 2020 RUN =

Revenues = Finance Forecast

Expenses

- Personnel = YTD Costs/Number of Payroll Periods completed * 26 (total payroll periods in a year)
- Debt Service, Transfers from/To, Payments to Others, Worker's Comp Admin Fees, Insurance & Other Benefits = Budget unless YTD actual is greater
- All other expenses = (YTD Costs / # months completed -1) * 12 months

2021 DEPARTMENT BUDGET/FORECAST REPORT - MULTIPLE GRANT FUND (250)
AS OF 7/31/2020/ (21.5 PayPeriods - 82.69% of Year Lapsed)

	YEAR OVER YEAR INFORMATION						YOY VARIANCE (100%)	
	2018 Actual	2019 Actual	2020 Budget	2020 YTD	2020 Run	2021 Commission Budget	2020 R V 2021 B	2020 B V 2021 B
MULTIPLE GRANT FUND (250)								
ALL FUNDING SOURCES								
INTERGOVT								
331100 - FEDERAL GRANTS	245,795	147,812	128,686	75,462	128,686	99,228	29,458	29,458
331111 - FEDERAL DIRECT CRIME/CORR	9,660	13,678	75,461	51,629	75,461	0	75,461	75,461
331112 - FEDERAL IND CRIME/CORRECT	598,525	662,836	649,850	310,549	649,850	600,117	49,733	49,733
331114 - FEDERAL INDIRECT-PUBLIC WEL	72,191	100,000	118,199	81,287	118,199	48,000	70,199	70,199
334100 - STATE GRANTS-OPERATING	21,170	97,138	45,000	0	45,000	150,000	(105,000)	(105,000)
334151 - STATE GRANT OPERATING	65,547	17,587	143,927	80,398	143,927	0	143,927	143,927
334152 - STATE DIRECT PUBLIC WELFARE	0	0	47,516	2,733	47,516	0	47,516	47,516
TOTAL INTERGOVT	1,012,889	1,039,052	1,208,639	602,058	1,208,639	897,345	311,294	311,294
CHARGES FOR SVCS								
CONTRIBUTIONS								
371000 - CONTRIBUTIONS AND DONATIONS	209,763	120,000	0	0	0	250,000	(250,000)	(250,000)
TOTAL CONTRIBUTIONS	209,763	120,000	0	0	0	250,000	(250,000)	(250,000)
USE OF RESERVES								
389000 - USE OF RESERVES	0	0	212,628	0	0	30,000	0	0
TOTAL USE OF RESERVES	0	0	212,628	0	0	30,000	0	0
TRANSFERS FROM/TO								
391100 - TRANSFER IN FROM GENERAL FUND	87,674	49,586	18,164	2,272	18,164	141,510	(123,346)	(123,346)
391101 - TRANSFER/GEN FUND-GRANT MATCH	126,529	181,860	303,363	97,538	303,363	347,166	(43,803)	(43,803)
TOTAL TRANSFERS FROM/TO	214,203	231,446	321,527	99,810	321,527	488,676	(167,149)	(167,149)
TOTAL ALL FUNDING SOURCES	1,436,855	1,390,498	1,742,794	701,868	1,530,166	1,666,021	(135,855)	76,773
EXPENDITURES								
DEPARTMENT MANAGED COSTS								

2021 DEPARTMENT BUDGET/FORECAST REPORT - MULTIPLE GRANT FUND (250)
AS OF 7/31/2020/ (21.5 PayPeriods - 82.69% of Year Lapsed)

	YEAR OVER YEAR INFORMATION						YOY VARIANCE (100%)	
	2018 Actual	2019 Actual	2020 Budget	2020 YTD	2020 Run	2021 Commission Budget	2020 R V 2021 B	2020 B V 2021 B
PERSONNEL (ALL 51S EXCEPT WC)								
511100 - REGULAR EMPLOYEES	631,452	725,991	791,792	660,722	799,013	771,384	27,629	20,408
511102 - SALARIES/ COURT SERVICE	0	344	124	805	974	883	91	(759)
511103 - WORKED HOLIDAY	0	656	1,324	2,246	2,716	1,655	1,061	(331)
511113 - POLL WORKER	0	0	0	0	0	90,000	(90,000)	(90,000)
511115 - PERFECT ATTENDANCE	1,001	1,516	0	3,868	3,868	0	3,868	0
511121 - PAID LEAVE	0	0	0	1,665	2,013	0	2,013	0
511200 - PART TIME/TEMP EMPLOYEES	0	0	0	910	1,100	38,856	(37,756)	(38,856)
511300 - OVERTIME	5,423	6,230	44,929	8,118	9,817	11,613	(1,796)	33,316
TOTAL COMPENSATION	637,876	734,736	838,169	678,334	819,502	914,391	(94,889)	(76,222)
512101 - GROUP INSURANCE - HEALTH	108,130	114,879	123,635	117,764	142,412	184,957	(42,545)	(61,322)
512102 - GROUP INSURANCE - LIFE	877	848	831	704	852	893	(41)	(62)
512103 - GROUP INSURANCE - DENTAL	3,250	4,117	4,253	3,610	4,366	4,555	(189)	(302)
512104 - GROUP INSURANCE-LONG TERM DIS	1,623	1,856	1,936	1,539	1,862	1,959	(97)	(23)
512105 - GROUP INSURANCE-SHORT TERM DIS	416	465	476	362	438	448	(10)	28
512106 - EMPLOYEE ASSISTANCE PROGRAM	80	148	153	115	139	144	(5)	9
512402 - RETIREMENT CONTRIBUTION/401A	0	85	0	0	0	0	0	0
512403 - DEFINED BENEFIT PLAN	66,069	101,287	118,851	94,767	114,602	126,991	(12,389)	(8,140)
TOTAL BENEFITS	180,443	223,685	250,135	218,862	264,670	319,947	(55,277)	(69,812)
512200 - SOCIAL SECURITY (FICA) CONT	37,900	42,759	49,440	36,799	44,501	56,692	(12,191)	(7,252)
512300 - MEDICARE	8,864	10,000	11,722	8,609	10,411	12,073	(1,662)	(351)
TOTAL PAYROLL TAXES	46,764	52,760	61,162	45,409	54,913	68,765	(13,852)	(7,603)
TOTAL PERSONNEL (ALL 51S EXCEPT WC)	865,083	1,011,181	1,149,466	942,605	1,139,085	1,303,103	(164,018)	(153,637)

2021 DEPARTMENT BUDGET/FORECAST REPORT - MULTIPLE GRANT FUND (250)
AS OF 7/31/2020/ (21.5 PayPeriods - 82.69% of Year Lapsed)

	YEAR OVER YEAR INFORMATION						YOY VARIANCE (100%)	
	2018 Actual	2019 Actual	2020 Budget	2020 YTD	2020 Run	2021 Commission Budget	2020 R V 2021 B	2020 B V 2021 B
OPERATING COSTS (52S AND 53S)								
521200 - PROFESSIONAL SERVICES	254,931	114,725	198,098	108,484	144,645	150,000	(5,355)	48,098
522202 - VEHICLE MAINTENANCE	640	6,960	23,243	8,612	11,483	5,314	6,169	17,929
522310 - RENTAL OF LAND AND BUILDINGS	0	0	0	0	0	1,800	(1,800)	(1,800)
522320 - RENTAL OF EQUIPMENT AND VEHICL	0	0	0	0	0	12,660	(12,660)	(12,660)
523202 - COMMUNICATIONS - NON ALLOCATED	423	1,377	1,404	918	1,224	1,404	(180)	0
523250 - POSTAGE	2,175	0	0	0	0	45,000	(45,000)	(45,000)
523300 - ADVERTISING	0	0	0	0	0	1,378	(1,378)	(1,378)
523400 - PRINTING AND BINDING	911	108	0	55	73	70	3	(70)
523500 - TRAVEL	2,702	9,328	8,202	1,340	1,787	8,839	(7,052)	(637)
523700 - EDUCATION AND TRAINING	2,959	520	0	0	0	520	(520)	(520)
531100 - GENERAL SUPPLIES AND MATERIALS	64,275	126,704	284,941	91,469	121,958	55,028	66,930	229,913
531270 - GASOLINE	12,695	9,548	10,000	10,581	14,108	11,138	2,970	(1,138)
531300 - FOOD	5,543	5,612	7,500	0	0	3,000	(3,000)	4,500
531600 - SMALL EQUIPMENT	0	1,796	0	0	0	4,908	(4,908)	(4,908)
531660 - NON ASSET COMPUTER EQUIPMENT	18,863	0	11,940	0	0	13,859	(13,859)	(1,919)
531700 - OTHER SUPPLIES	1,187	0	0	0	0	0	0	0
TOTAL OPERATING COSTS (52S AND 53S)	367,304	276,678	545,328	221,458	295,278	314,918	(19,640)	230,410
CAPITAL (54S)								
542200 - VEHICLES	153,956	0	0	0	0	0	0	0
TOTAL CAPITAL (54S)	153,956	0	0	0	0	0	0	0
NON-OPERATIONAL COSTS								
572000 - PAYMENTS TO OTHER AGENCIES	49,250	50,000	48,000	41,084	48,000	48,000	0	0
TOTAL NON-OPERATIONAL COSTS	49,250	50,000	48,000	41,084	48,000	48,000	0	0
DEBT SERVICE								
TOTAL DEPARTMENT MANAGED COSTS	1,435,593	1,337,860	1,742,794	1,205,147	1,482,363	1,666,021	(183,658)	76,773
NON DEPARTMENT MANAGED COSTS								
ALLOCATED COSTS								
523200 - COMMUNICATIONS - ALLOCATED	3,283	0	0	0	0	0	0	0
531230 - ELECTRICITY	428	0	0	0	0	0	0	0
TOTAL ALLOCATED COSTS	3,711	0	0	0	0	0	0	0
TOTAL NON DEPARTMENT MANAGED COSTS	3,711	0	0	0	0	0	0	0

2021 DEPARTMENT BUDGET/FORECAST REPORT - MULTIPLE GRANT FUND (250)
AS OF 7/31/2020/ (21.5 PayPeriods - 82.69% of Year Lapsed)

	YEAR OVER YEAR INFORMATION						YOY VARIANCE (100%)	
	2018 Actual	2019 Actual	2020 Budget	2020 YTD	2020 Run	2021 Commission Budget	2020 R V 2021 B	2020 B V 2021 B
TOTAL EXPENDITURES	1,439,304	1,337,860	1,742,794	1,205,147	1,482,363	1,666,021	(183,658)	76,773
INTERFUND TRANSFERS								
TOTAL FUND REDUCTIONS	1,439,304	1,337,860	1,742,794	1,205,147	1,482,363	1,666,021	(183,658)	76,773

Fund Balance

BOY Balance		2020 FY Run Rate Sources		2020 FY Run Rate Uses		Expected EOY 2020 Balance	Expected SOY 2021		2021 Budget Sources		2021 Budget Uses		Expected EOY 2021
212,699	+	1,530,166	-	1,482,363	=	260,503	260,503	+	1,636,021	-	1,666,021	=	230,503

NOTES

- 2020 RUN =

  Revenues = Finance Forecast

  Expenses
  - Personnel = YTD Costs/Number of Payroll Periods completed * 26 (total payroll periods in a year)
  - Debt Service, Transfers from/To, Payments to Others, Worker's Comp Admin Fees, Insurance & Other Benefits = Budget unless YTD actual is greater
  - All other expenses = (YTD Costs / # months completed -1) * 12 months

CHEROKEE COUNTY BOARD OF COMMISSIONERS
MULTIPLE GRANT FUND
2021 HEADCOUNT

		2018 Budget				2019 Budget				2020 Budget				2021 Budget			
		FT	PT	SPT	Total	FT	PT	SPT	Total	FT	PT	SPT	Total	FT	PT	SPT	Total
COUNTY MANAGER (1320)	STPT - SEASONAL PART TIME	0.00	0.00	1.00	1.00	0.00	0.00	1.00	1.00	0.00	0.00	1.00	1.00	0.00	0.00	1.00	1.00
	Total	**0.00**	**0.00**	**1.00**	**1.00**	**0.00**	**0.00**	**1.00**	**1.00**	**0.00**	**0.00**	**1.00**	**1.00**	**0.00**	**0.00**	**1.00**	**1.00**
DISTRICT ATTORNEY (2200)	ASDA - ASSISTANT DA	1.00	0.00	0.00	1.00	0.00	0.00	0.00	0.00	0.00	0.00	0.00	0.00	0.00	0.00	0.00	0.00
	INVS - INVESTIGATOR	1.00	0.00	0.00	1.00	0.00	0.00	0.00	0.00	0.00	0.00	0.00	0.00	0.00	0.00	0.00	0.00
	VWAD - VICTIM WITNESS ADVOCATE	5.00	0.00	0.00	5.00	1.00	0.00	0.00	1.00	1.00	0.00	0.00	1.00	1.00	0.00	0.00	1.00
	Total	**7.00**	**0.00**	**0.00**	**7.00**	**1.00**	**0.00**	**0.00**	**1.00**	**1.00**	**0.00**	**0.00**	**1.00**	**1.00**	**0.00**	**0.00**	**1.00**
DISTRICT ATTORNEY (2203)	ASDA - ASSISTANT DA	0.00	0.00	0.00	0.00	1.00	0.00	0.00	1.00	1.00	0.00	0.00	1.00	1.00	0.00	0.00	1.00
	INVS - INVESTIGATOR	0.00	0.00	0.00	0.00	1.00	0.00	0.00	1.00	1.00	0.00	0.00	1.00	1.00	0.00	0.00	1.00
	VWAD - VICTIM WITNESS ADVOCATE	0.00	0.00	0.00	0.00	5.00	0.00	0.00	5.00	5.00	0.00	0.00	5.00	5.00	0.00	0.00	5.00
	Total	**0.00**	**0.00**	**0.00**	**0.00**	**7.00**	**0.00**	**0.00**	**7.00**	**7.00**	**0.00**	**0.00**	**7.00**	**7.00**	**0.00**	**0.00**	**7.00**
STATE COURT SOLICITOR (2310)	VWAD - VICTIM WITNESS ADVOCATE	4.00	0.00	0.00	4.00	4.00	0.00	0.00	4.00	4.00	0.00	0.00	4.00	4.00	0.00	0.00	4.00
	Total	**4.00**	**0.00**	**0.00**	**4.00**	**4.00**	**0.00**	**0.00**	**4.00**	**4.00**	**0.00**	**0.00**	**4.00**	**4.00**	**0.00**	**0.00**	**4.00**
CRIME AND INVESTIGATION (3321)	VWAD - VICTIM WITNESS ADVOCATE	2.00	0.00	0.00	2.00	3.00	0.00	0.00	3.00	3.00	0.00	0.00	3.00	1.00	0.00	0.00	1.00
	VWPC - VICTIM WITNESS PROGRAM COORD	1.00	0.00	0.00	1.00	1.00	0.00	0.00	1.00	1.00	0.00	0.00	1.00	1.00	0.00	0.00	1.00
	Total	**3.00**	**0.00**	**0.00**	**3.00**	**4.00**	**0.00**	**0.00**	**4.00**	**4.00**	**0.00**	**0.00**	**4.00**	**2.00**	**0.00**	**0.00**	**2.00**
SPECIAL DETAIL SERVICES (3350)	DPTY - DEPUTY - CERTIFIED	0.00	0.00	0.00	0.00	2.00	0.00	0.00	2.00	2.00	0.00	0.00	2.00	3.00	0.00	0.00	3.00
	Total	**0.00**	**0.00**	**0.00**	**0.00**	**2.00**	**0.00**	**0.00**	**2.00**	**2.00**	**0.00**	**0.00**	**2.00**	**3.00**	**0.00**	**0.00**	**3.00**
Total		**14.00**	**0.00**	**1.00**	**15.00**	**18.00**	**0.00**	**1.00**	**19.00**	**18.00**	**0.00**	**1.00**	**19.00**	**17.00**	**0.00**	**1.00**	**18.00**

2021 DEPARTMENT BUDGET/FORECAST REPORT - COMMUNITY DEVELOPMENT (251)
AS OF 7/31/2020/ (21.5 PayPeriods - 82.69% of Year Lapsed)

	YEAR OVER YEAR INFORMATION						YOY VARIANCE (100%)	
	2018 Actual	2019 Actual	2020 Budget	2020 YTD	2020 Run	2021 Commission Budget	2020 R V 2021 B	2020 B V 2021 B
COMMUNITY DEVELOPMENT (251)								
ALL FUNDING SOURCES								
INTERGOVT								
331100 - FEDERAL GRANTS	1,369,515	1,302,818	2,335,021	943,311	2,335,021	1,215,907	1,119,114	1,119,114
TOTAL INTERGOVT	1,369,515	1,302,818	2,335,021	943,311	2,335,021	1,215,907	1,119,114	1,119,114
MISC REVENUE								
TOTAL ALL FUNDING SOURCES	1,369,515	1,302,818	2,335,021	943,311	2,335,021	1,215,907	1,119,114	1,119,114
EXPENDITURES								
DEPARTMENT MANAGED COSTS								
PERSONNEL (ALL 51S EXCEPT WC)								
511100 - REGULAR EMPLOYEES	89,422	92,285	115,540	48,251	58,350	63,243	(4,893)	52,297
511115 - PERFECT ATTENDANCE	624	0	0	662	662	0	662	0
TOTAL COMPENSATION	90,046	92,285	115,540	48,913	59,012	63,243	(4,231)	52,297
512101 - GROUP INSURANCE - HEALTH	10,892	11,719	11,256	6,302	7,620	8,191	(571)	3,065
512102 - GROUP INSURANCE - LIFE	120	111	131	58	70	74	(4)	57
512103 - GROUP INSURANCE - DENTAL	384	393	407	181	219	236	(17)	171
512104 - GROUP INSURANCE-LONG TERM DIS	230	254	292	128	155	163	(8)	129
512105 - GROUP INSURANCE-SHORT TERM DIS	49	48	58	24	29	29	0	29
512106 - EMPLOYEE ASSISTANCE PROGRAM	11	18	27	8	9	18	(9)	9
512403 - DEFINED BENEFIT PLAN	9,240	13,063	17,331	7,567	9,151	10,119	(968)	7,212
TOTAL BENEFITS	20,924	25,607	29,502	14,267	17,253	18,830	(1,577)	10,672
512200 - SOCIAL SECURITY (FICA) CONT	5,171	5,418	7,164	2,831	3,423	3,921	(498)	3,243
512300 - MEDICARE	1,209	1,268	1,676	662	801	917	(116)	759
TOTAL PAYROLL TAXES	6,381	6,686	8,840	3,493	4,224	4,838	(614)	4,002
TOTAL PERSONNEL (ALL 51S EXCEPT WC)	117,352	124,578	153,882	66,673	80,490	86,911	(6,421)	66,971

2021 DEPARTMENT BUDGET/FORECAST REPORT - COMMUNITY DEVELOPMENT (251)
AS OF 7/31/2020/ (21.5 PayPeriods - 82.69% of Year Lapsed)

	YEAR OVER YEAR INFORMATION						YOY VARIANCE (100%)	
	2018 Actual	2019 Actual	2020 Budget	2020 YTD	2020 Run	2021 Commission Budget	2020 R V 2021 B	2020 B V 2021 B
OPERATING COSTS (52S AND 53S)								
521200 - PROFESSIONAL SERVICES	24,990	11,383	13,800	21,250	28,333	17,520	10,813	(3,720)
522320 - RENTAL OF EQUIPMENT AND VEHICL	170	135	0	144	192	720	(528)	(720)
523250 - POSTAGE	221	273	227	67	90	231	(141)	(4)
523300 - ADVERTISING	931	2,526	1,155	2,155	2,873	2,680	193	(1,525)
523500 - TRAVEL	316	339	624	164	218	542	(324)	82
523700 - EDUCATION AND TRAINING	85	0	0	0	0	0	0	0
531100 - GENERAL SUPPLIES AND MATERIALS	2,262	2,396	15,170	2,024	2,699	1,473	1,226	13,697
531400 - BOOKS AND PERIODICALS	0	0	0	83	111	0	111	0
531660 - NON ASSET COMPUTER EQUIPMENT	1,827	0	0	0	0	0	0	0
TOTAL OPERATING COSTS (52S AND 53S)	30,803	17,052	30,976	25,887	34,517	23,166	11,351	7,810
CAPITAL (54S)								
541300 - BUILDINGS	307,259	264,640	0	0	0	0	0	0
542200 - VEHICLES	0	51,040	0	0	0	0	0	0
542500 - OTHER EQUIPMENT	0	0	67,793	63,543	84,724	0	84,724	67,793
543000 - PROFESSIONAL SERVICE ASSETS	0	2,850	0	0	0	0	0	0
TOTAL CAPITAL (54S)	307,259	318,530	67,793	63,543	84,724	0	84,724	67,793
NON-OPERATIONAL COSTS								
572000 - PAYMENTS TO OTHER AGENCIES	907,269	835,574	2,075,010	904,260	2,075,010	1,103,094	971,916	971,916
TOTAL NON-OPERATIONAL COSTS	907,269	835,574	2,075,010	904,260	2,075,010	1,103,094	971,916	971,916
TOTAL DEPARTMENT MANAGED COSTS	1,362,683	1,295,733	2,327,661	1,060,364	2,274,740	1,213,171	1,061,569	1,114,490
NON DEPARTMENT MANAGED COSTS								
ALLOCATED COSTS								
512700 - WORKER'S COMP ADMIN FEES	767	500	453	459	459	246	213	207
522110 - DISPOSAL	39	42	47	28	37	15	22	32
522130 - CUSTODIAL SERVICES	1,644	1,848	1,954	1,332	1,776	378	1,398	1,576
522140 - LAWN CARE	377	334	334	83	111	39	72	295
522218 - PEST CONTROL	10	9	10	4	6	3	3	7
523200 - COMMUNICATIONS - ALLOCATED	1,775	1,512	1,740	1,182	1,576	1,740	(164)	0
523920 - DOCUMENT SERVICES	42	43	42	44	59	44	15	(2)
531210 - WATER/SEWER	124	105	180	124	166	15	151	165
531230 - ELECTRICITY	2,055	2,687	2,600	1,667	2,223	191	2,032	2,409
531520 - NATURAL GAS	0	0	0	3	4	65	(61)	(65)
TOTAL ALLOCATED COSTS	6,832	7,079	7,360	4,926	6,415	2,736	3,679	4,624

2021 DEPARTMENT BUDGET/FORECAST REPORT - COMMUNITY DEVELOPMENT (251)
AS OF 7/31/2020/ (21.5 PayPeriods - 82.69% of Year Lapsed)

	YEAR OVER YEAR INFORMATION						YOY VARIANCE (100%)	
	2018 Actual	2019 Actual	2020 Budget	2020 YTD	2020 Run	2021 Commission Budget	2020 R V 2021 B	2020 B V 2021 B
TOTAL NON DEPARTMENT MANAGED COSTS	6,832	7,079	7,360	4,926	6,415	2,736	3,679	4,624
TOTAL EXPENDITURES	1,369,515	1,302,813	2,335,021	1,065,290	2,281,156	1,215,907	1,065,249	1,119,114
INTERFUND TRANSFERS								
TRANSFERS FROM/TO								
TOTAL FUND REDUCTIONS	1,369,515	1,302,813	2,335,021	1,065,290	2,281,156	1,215,907	1,065,249	1,119,114

Fund Balance

BOY Balance	+	2020 FY Run Rate Sources	-	2020 FY Run Rate Uses	=	Expected EOY 2020 Balance	Expected SOY 2021	+	2021 Budget Sources	-	2021 Budget Uses	=	Expected EOY 2021
946	+	2,335,021	-	2,281,156	=	54,812	54,812	+	1,215,907	-	1,215,907	=	54,812

NOTES

- 2020 RUN =

  Revenues = Finance Forecast

  Expenses
  - Personnel = YTD Costs/Number of Payroll Periods completed * 26 (total payroll periods in a year)
  - Debt Service, Transfers from/To, Payments to Others, Worker's Comp Admin Fees, Insurance & Other Benefits = Budget unless YTD actual is greater
  - All other expenses = (YTD Costs / # months completed -1) * 12 months

CHEROKEE COUNTY BOARD OF COMMISSIONERS
COMMUNITY DEVELOPMENT
2021 HEADCOUNT

		2018 Budget				2019 Budget				2020 Budget				2021 Budget			
		FT	PT	SPT	Total	FT	PT	SPT	Total	FT	PT	SPT	Total	FT	PT	SPT	Total
COMMUNITY DEVELOPMENT BLK GRNT (7340)	CDBG - CDBG MANAGER	1.00	0.00	0.00	1.00	1.00	0.00	0.00	1.00	1.00	0.00	0.00	1.00	1.00	0.00	0.00	1.00
	CDCL - FINANCE/ CDBG SPECIALIST	1.00	0.00	0.00	1.00	1.00	0.00	0.00	1.00	0.00	0.00	0.00	0.00	0.00	0.00	0.00	0.00
	FPAM - PLANNING&ANALYSIS MANAGER	0.04	0.00	0.00	0.04	0.00	0.00	0.00	0.00	0.04	0.00	0.00	0.04	0.04	0.00	0.00	0.04
	PTCL - PT CLERICAL	0.00	1.00	0.00	1.00	0.00	1.00	0.00	1.00	0.00	0.00	0.00	0.00	0.00	0.00	0.00	0.00
	Total	**2.04**	**1.00**	**0.00**	**3.04**	**2.00**	**1.00**	**0.00**	**3.00**	**1.04**	**0.00**	**0.00**	**1.04**	**1.04**	**0.00**	**0.00**	**1.04**
Total		**2.04**	**1.00**	**0.00**	**3.04**	**2.00**	**1.00**	**0.00**	**3.00**	**1.04**	**0.00**	**0.00**	**1.04**	**1.04**	**0.00**	**0.00**	**1.04**

2021 DEPARTMENT BUDGET/FORECAST REPORT - DA'S CONDEMNATION FD 9-16-19 (253)
AS OF 7/31/2020/ (21.5 PayPeriods - 82.69% of Year Lapsed)

	YEAR OVER YEAR INFORMATION						YOY VARIANCE (100%)	
	2018 Actual	2019 Actual	2020 Budget	2020 YTD	2020 Run	2021 Commission Budget	2020 R V 2021 B	2020 B V 2021 B
DA'S CONDEMNATION FD 9-16-19 (253)								
ALL FUNDING SOURCES								
FINES & FORFEITURES								
351400 - ADDITIONAL PENALTY ASSESSMENTS	5,542	10,285	5,000	7,560	8,807	5,000	3,807	0
TOTAL FINES & FORFEITURES	5,542	10,285	5,000	7,560	8,807	5,000	3,807	0
TOTAL ALL FUNDING SOURCES	5,542	10,285	5,000	7,560	8,807	5,000	3,807	0
EXPENDITURES								
DEPARTMENT MANAGED COSTS								
OPERATING COSTS (52S AND 53S)								
531100 - GENERAL SUPPLIES AND MATERIALS	0	0	5,000	0	0	5,000	(5,000)	0
TOTAL OPERATING COSTS (52S AND 53S)	0	0	5,000	0	0	5,000	(5,000)	0
TOTAL DEPARTMENT MANAGED COSTS	0	0	5,000	0	0	5,000	(5,000)	0
TOTAL EXPENDITURES	0	0	5,000	0	0	5,000	(5,000)	0
TOTAL FUND REDUCTIONS	0	0	5,000	0	0	5,000	(5,000)	0

Fund Balance

BOY Balance	+	2020 FY Run Rate Sources	-	2020 FY Run Rate Uses	=	Expected EOY 2020 Balance	Expected SOY 2021	+	2021 Budget Sources	-	2021 Budget Uses	=	Expected EOY 2021
25,724	+	8,807	-	0	=	34,531	34,531	+	5,000	-	5,000	=	34,531

2021 DEPARTMENT BUDGET/FORECAST REPORT - DA'S CONDEMNATION FD 9-16-19 (253)
AS OF 7/31/2020/ (21.5 PayPeriods - 82.69% of Year Lapsed)

YEAR OVER YEAR INFORMATION						YOY VARIANCE (100%)	
2018 Actual	2019 Actual	2020 Budget	2020 YTD	2020 Run	2021 Commission Budget	2020 R V 2021 B	2020 B V 2021 B

NOTES

- 2020 RUN =

Revenues = Finance Forecast

Expenses

- Personnel = YTD Costs/Number of Payroll Periods completed * 26 (total payroll periods in a year)
- Debt Service, Transfers from/To, Payments to Others, Worker's Comp Admin Fees, Insurance & Other Benefits = Budget unless YTD actual is greater
- All other expenses = (YTD Costs / # months completed -1) * 12 months

2021 DEPARTMENT BUDGET/FORECAST REPORT - DA'S CONDEMNATION FUND (254)
AS OF 7/31/2020/ (21.5 PayPeriods - 82.69% of Year Lapsed)

	YEAR OVER YEAR INFORMATION						YOY VARIANCE (100%)	
	2018 Actual	2019 Actual	2020 Budget	2020 YTD	2020 Run	2021 Commission Budget	2020 R V 2021 B	2020 B V 2021 B
DA'S CONDEMNATION FUND (254)								
ALL FUNDING SOURCES								
FINES & FORFEITURES								
351400 - ADDITIONAL PENALTY ASSESSMENTS	1,218	1,571	30,000	280	30,000	30,000	0	0
TOTAL FINES & FORFEITURES	1,218	1,571	30,000	280	30,000	30,000	0	0
INVSMT REVENUE								
TOTAL ALL FUNDING SOURCES	1,218	1,571	30,000	280	30,000	30,000	0	0
EXPENDITURES								
DEPARTMENT MANAGED COSTS								
OPERATING COSTS (52S AND 53S)								
523500 - TRAVEL	0	3,654	0	0	0	0	0	0
531100 - GENERAL SUPPLIES AND MATERIALS	680	1,600	30,000	12,338	16,451	30,000	(13,549)	0
TOTAL OPERATING COSTS (52S AND 53S)	680	5,254	30,000	12,338	16,451	30,000	(13,549)	0
TOTAL DEPARTMENT MANAGED COSTS	680	5,254	30,000	12,338	16,451	30,000	(13,549)	0
ALLOCATED COSTS								
TOTAL EXPENDITURES	680	5,254	30,000	12,338	16,451	30,000	(13,549)	0
INTERFUND TRANSFERS								
TOTAL FUND REDUCTIONS	680	5,254	30,000	12,338	16,451	30,000	(13,549)	0

Fund Balance

BOY Balance	+	2020 FY Run Rate Sources	-	2020 FY Run Rate Uses	=	Expected EOY 2020 Balance	Expected SOY 2021	+	2021 Budget Sources	-	2021 Budget Uses	=	Expected EOY 2021
47,407	+	30,000	-	16,451	=	60,956	60,956	+	30,000	-	30,000	=	60,956

2021 DEPARTMENT BUDGET/FORECAST REPORT - DA'S CONDEMNATION FUND (254)
AS OF 7/31/2020/ (21.5 PayPeriods - 82.69% of Year Lapsed)

YEAR OVER YEAR INFORMATION						YOY VARIANCE (100%)	
2018 Actual	2019 Actual	2020 Budget	2020 YTD	2020 Run	2021 Commission Budget	2020 R V 2021 B	2020 B V 2021 B

NOTES

- 2020 RUN =

Revenues = Finance Forecast

Expenses

- Personnel = YTD Costs/Number of Payroll Periods completed * 26 (total payroll periods in a year)
- Debt Service, Transfers from/To, Payments to Others, Worker's Comp Admin Fees, Insurance & Other Benefits = Budget unless YTD actual is greater
- All other expenses = (YTD Costs / # months completed -1) * 12 months

2021 DEPARTMENT BUDGET/FORECAST REPORT - DRUG ABUSE AND TREATMENT FUND (255)
AS OF 7/31/2020/ (21.5 PayPeriods - 82.69% of Year Lapsed)

	YEAR OVER YEAR INFORMATION						YOY VARIANCE (100%)	
	2018 Actual	2019 Actual	2020 Budget	2020 YTD	2020 Run	2021 Commission Budget	2020 R V 2021 B	2020 B V 2021 B
DRUG ABUSE AND TREATMENT FUND (255)								
ALL FUNDING SOURCES								
FINES & FORFEITURES								
351110 - FINES/ FORFEITURES-SUPERIOR CT	57,137	53,912	65,000	47,315	63,562	60,000	3,562	5,000
351120 - FINES/ FORFEITURES-STATE CT	111,024	120,973	105,000	83,751	110,001	110,000	1	(5,000)
351171 - CITY OF CANTON COURT FINES	7,863	7,819	8,000	5,255	7,252	8,000	(748)	0
351172 - HOLLY SPRINGS COURT FINES	11,577	8,943	10,000	6,365	9,701	9,000	701	1,000
351173 - WOODSTOCK COURT FINES	36,383	29,953	25,000	10,297	18,633	25,000	(6,367)	0
351174 - BALL GROUND COURT FINES	563	1,546	800	363	627	800	(173)	0
TOTAL FINES & FORFEITURES	224,548	223,145	213,800	153,348	209,776	212,800	(3,024)	1,000
INVSMT REVENUE								
361000 - INTEREST REVENUES	5,925	8,971	5,000	3,668	3,768	1,000	2,768	4,000
TOTAL INVSMT REVENUE	5,925	8,971	5,000	3,668	3,768	1,000	2,768	4,000
MISC REVENUE								
USE OF RESERVES								
389000 - USE OF RESERVES	0	0	83,138	0	0	20,353	0	0
TOTAL USE OF RESERVES	0	0	83,138	0	0	20,353	0	0
TOTAL ALL FUNDING SOURCES	230,472	232,117	301,938	157,016	213,544	234,153	0	0
EXPENDITURES								
DEPARTMENT MANAGED COSTS								

2021 DEPARTMENT BUDGET/FORECAST REPORT - DRUG ABUSE AND TREATMENT FUND (255)
AS OF 7/31/2020/ (21.5 PayPeriods - 82.69% of Year Lapsed)

	YEAR OVER YEAR INFORMATION						YOY VARIANCE (100%)	
	2018 Actual	2019 Actual	2020 Budget	2020 YTD	2020 Run	2021 Commission Budget	2020 R V 2021 B	2020 B V 2021 B
PERSONNEL (ALL 51S EXCEPT WC)								
511100 - REGULAR EMPLOYEES	113,056	117,514	120,609	101,457	122,692	0	122,692	120,609
511115 - PERFECT ATTENDANCE	827	852	0	923	923	0	923	0
TOTAL COMPENSATION	113,883	118,366	120,609	102,380	123,615	0	123,615	120,609
512102 - GROUP INSURANCE - LIFE	156	140	141	120	146	0	146	141
512104 - GROUP INSURANCE-LONG TERM DIS	287	310	311	267	323	0	323	311
512105 - GROUP INSURANCE-SHORT TERM DIS	54	47	46	39	47	0	47	46
512106 - EMPLOYEE ASSISTANCE PROGRAM	9	15	18	12	15	0	15	18
512403 - DEFINED BENEFIT PLAN	11,796	16,301	18,091	15,274	18,471	0	18,471	18,091
TOTAL BENEFITS	12,302	16,813	18,607	15,713	19,002	0	19,002	18,607
512200 - SOCIAL SECURITY (FICA) CONT	6,930	7,231	7,478	6,264	7,575	0	7,575	7,478
512300 - MEDICARE	1,621	1,691	1,749	1,465	1,772	0	1,772	1,749
TOTAL PAYROLL TAXES	8,551	8,922	9,227	7,729	9,347	0	9,347	9,227
TOTAL PERSONNEL (ALL 51S EXCEPT WC)	134,736	144,101	148,443	125,823	151,964	0	151,964	148,443
OPERATING COSTS (52S AND 53S)								
TOTAL DEPARTMENT MANAGED COSTS	134,736	144,101	148,443	125,823	151,964	0	151,964	148,443
TOTAL EXPENDITURES	134,736	144,101	148,443	125,823	151,964	0	151,964	148,443
INTERFUND TRANSFERS								
TRANSFERS FROM/TO								
611257 - TRANSFER TO DUI COURT FUND	0	0	0	0	0	30,172	(30,172)	(30,172)
611258 - TRANSFER TO DRUG FUND	115,295	89,982	90,000	22,500	90,000	107,826	(17,826)	(17,826)
611259 - TRANS TO TREATMENT ACCT CT	7,675	21,343	17,608	14,918	17,608	23,128	(5,520)	(5,520)
611261 - TRANS TO VETERANS COURT	7,984	9,671	12,558	11,563	12,558	23,442	(10,884)	(10,884)
611262 - TRANS TO JUVENILE DRUG COURT	0	0	33,329	10,255	33,329	49,585	(16,256)	(16,256)
TOTAL TRANSFERS FROM/TO	130,954	120,996	153,495	59,236	153,495	234,153	(80,658)	(80,658)
TOTAL INTERFUND TRANSFERS	130,954	120,996	153,495	59,236	153,495	234,153	(80,658)	(80,658)
TOTAL FUND REDUCTIONS	265,690	265,097	301,938	185,058	305,459	234,153	71,306	67,785

2021 DEPARTMENT BUDGET/FORECAST REPORT - DRUG ABUSE AND TREATMENT FUND (255)

AS OF 7/31/2020/ (21.5 PayPeriods - 82.69% of Year Lapsed)

YEAR OVER YEAR INFORMATION						YOY VARIANCE (100%)	
2018 Actual	2019 Actual	2020 Budget	2020 YTD	2020 Run	2021 Commission Budget	2020 R V 2021 B	2020 B V 2021 B

Fund Balance

BOY Balance		2020 FY Run Rate Sources		2020 FY Run Rate Uses		Expected EOY 2020 Balance	Expected SOY 2021		2021 Budget Sources		2021 Budget Uses		Expected EOY 2021
551,806	+	213,544	-	305,459	=	459,891	459,891	+	213,800	-	234,153	=	439,538

NOTES

- 2020 RUN =

  Revenues = Finance Forecast

  Expenses

  - Personnel = YTD Costs/Number of Payroll Periods completed * 26 (total payroll periods in a year)
  - Debt Service, Transfers from/To, Payments to Others, Worker's Comp Admin Fees, Insurance & Other Benefits = Budget unless YTD actual is greater
  - All other expenses = (YTD Costs / # months completed -1) * 12 months

CHEROKEE COUNTY BOARD OF COMMISSIONERS
DRUG ABUSE AND TREATMENT FUND
2021 HEADCOUNT

		2018 Budget				2019 Budget				2020 Budget			
		FT	PT	SPT	Total	FT	PT	SPT	Total	FT	PT	SPT	Total
DRUG COURT (2152)	ACTP - ACCOUNTABILITY CRT PROSECUT	1.00	0.00	0.00	1.00	1.00	0.00	0.00	1.00	1.00	0.00	0.00	1.00
	Total	**1.00**	**0.00**	**0.00**	**1.00**	**1.00**	**0.00**	**0.00**	**1.00**	**1.00**	**0.00**	**0.00**	**1.00**
DISTRICT ATTORNEY (2200)	ASDA - ASSISTANT DA	0.65	0.00	0.00	0.65	0.00	0.00	0.00	0.00	0.65	0.00	0.00	0.65
	Total	**0.65**	**0.00**	**0.00**	**0.65**	**0.00**	**0.00**	**0.00**	**0.00**	**0.65**	**0.00**	**0.00**	**0.65**
Total		**1.65**	**0.00**	**0.00**	**1.65**	**1.00**	**0.00**	**0.00**	**1.00**	**1.65**	**0.00**	**0.00**	**1.65**

2021 DEPARTMENT BUDGET/FORECAST REPORT - VICTIM/WITNESS FUND (256)
AS OF 7/31/2020/ (21.5 PayPeriods - 82.69% of Year Lapsed)

	YEAR OVER YEAR INFORMATION						YOY VARIANCE (100%)	
	2018 Actual	2019 Actual	2020 Budget	2020 YTD	2020 Run	2021 Commission Budget	2020 R V 2021 B	2020 B V 2021 B
VICTIM/WITNESS FUND (256)								
ALL FUNDING SOURCES								
FINES & FORFEITURES								
351110 - FINES/ FORFEITURES-SUPERIOR CT	16,346	16,262	19,000	13,137	17,890	16,000	1,890	3,000
351120 - FINES/ FORFEITURES-STATE CT	95,925	85,048	84,826	44,468	65,673	85,344	(19,671)	(518)
351130 - FINES/ FORFEITURES-MAGISTRATE	5,045	3,656	4,000	1,674	2,677	3,500	(823)	500
351140 - FINES/FORFEITURES JUVENILE	2,041	2,037	2,000	748	1,245	2,000	(755)	0
351171 - CITY OF CANTON COURT FINES	27,424	30,202	30,000	17,329	27,329	30,000	(2,671)	0
351172 - HOLLY SPRINGS COURT FINES	18,578	30,242	17,000	22,703	26,950	25,000	1,950	(8,000)
351173 - WOODSTOCK COURT FINES	58,196	55,150	44,500	21,331	39,875	46,073	(6,198)	(1,573)
351174 - BALL GROUND COURT FINES	3,726	3,605	2,500	1,921	2,757	2,500	257	0
TOTAL FINES & FORFEITURES	227,280	226,203	203,826	123,311	184,396	210,417	(26,021)	(6,591)
USE OF RESERVES								
TOTAL ALL FUNDING SOURCES	227,280	226,203	203,826	123,311	184,396	210,417	(26,021)	(6,591)
EXPENDITURES								
DEPARTMENT MANAGED COSTS								

2021 DEPARTMENT BUDGET/FORECAST REPORT - VICTIM/WITNESS FUND (256)
AS OF 7/31/2020/ (21.5 PayPeriods - 82.69% of Year Lapsed)

	YEAR OVER YEAR INFORMATION						YOY VARIANCE (100%)	
	2018 Actual	2019 Actual	2020 Budget	2020 YTD	2020 Run	2021 Commission Budget	2020 R V 2021 B	2020 B V 2021 B
PERSONNEL (ALL 51S EXCEPT WC)								
511100 - REGULAR EMPLOYEES	52,779	49,793	50,923	42,294	51,146	52,961	(1,815)	(2,038)
511200 - PART TIME/TEMP EMPLOYEES	21,439	21,692	26,609	19,470	23,545	27,670	(4,125)	(1,061)
TOTAL COMPENSATION	74,218	71,485	77,532	61,764	74,691	80,631	(5,940)	(3,099)
512101 - GROUP INSURANCE - HEALTH	1,370	12,553	5,479	5,135	6,210	7,734	(1,524)	(2,255)
512102 - GROUP INSURANCE - LIFE	66	60	61	51	62	62	0	(1)
512103 - GROUP INSURANCE - DENTAL	364	365	275	249	301	315	(14)	(40)
512104 - GROUP INSURANCE-LONG TERM DIS	121	131	132	111	135	137	(2)	(5)
512105 - GROUP INSURANCE-SHORT TERM DIS	30	34	34	28	34	34	0	0
512106 - EMPLOYEE ASSISTANCE PROGRAM	5	11	18	9	11	18	(7)	0
512403 - DEFINED BENEFIT PLAN	5,464	6,856	7,638	6,309	7,630	8,474	(844)	(836)
TOTAL BENEFITS	7,419	20,010	13,637	11,893	14,382	16,774	(2,392)	(3,137)
512200 - SOCIAL SECURITY (FICA) CONT	4,487	4,316	4,807	3,731	4,512	4,999	(487)	(192)
512300 - MEDICARE	1,049	1,009	1,124	873	1,055	1,169	(114)	(45)
TOTAL PAYROLL TAXES	5,536	5,325	5,931	4,604	5,567	6,168	(601)	(237)
TOTAL PERSONNEL (ALL 51S EXCEPT WC)	87,173	96,820	97,100	78,260	94,641	103,573	(8,932)	(6,473)
OPERATING COSTS (52S AND 53S)								
NON-OPERATIONAL COSTS								
572000 - PAYMENTS TO OTHER AGENCIES	120,000	106,000	106,000	88,333	106,000	106,000	0	0
TOTAL NON-OPERATIONAL COSTS	120,000	106,000	106,000	88,333	106,000	106,000	0	0
TOTAL DEPARTMENT MANAGED COSTS	207,173	202,820	203,100	166,594	200,641	209,573	(8,932)	(6,473)
NON DEPARTMENT MANAGED COSTS								
ALLOCATED COSTS								
512700 - WORKER'S COMP ADMIN FEES	512	490	489	495	495	497	(2)	(8)
523100 - INSURANCE, OTHER BENEFITS	294	322	237	272	272	347	(75)	(110)
TOTAL ALLOCATED COSTS	806	812	726	767	767	844	(77)	(118)
TOTAL NON DEPARTMENT MANAGED COSTS	806	812	726	767	767	844	(77)	(118)
TOTAL EXPENDITURES	207,979	203,633	203,826	167,361	201,408	210,417	(9,009)	(6,591)
INTERFUND TRANSFERS								
TRANSFERS FROM/TO								

2021 DEPARTMENT BUDGET/FORECAST REPORT - VICTIM/WITNESS FUND (256)
AS OF 7/31/2020/ (21.5 PayPeriods - 82.69% of Year Lapsed)

	YEAR OVER YEAR INFORMATION						YOY VARIANCE (100%)	
	2018 Actual	2019 Actual	2020 Budget	2020 YTD	2020 Run	2021 Commission Budget	2020 R V 2021 B	2020 B V 2021 B
TOTAL FUND REDUCTIONS	207,979	203,633	203,826	167,361	201,408	210,417	(9,009)	(6,591)

Fund Balance

BOY Balance	+	2020 FY Run Rate Sources	-	2020 FY Run Rate Uses	=	Expected EOY 2020 Balance	Expected SOY 2021	+	2021 Budget Sources	-	2021 Budget Uses	=	Expected EOY 2021
83,749	+	184,396	-	201,408	=	66,738	66,738	+	210,417	-	210,417	=	66,738

NOTES

- 2020 RUN =

  Revenues = Finance Forecast

  Expenses
  - Personnel = YTD Costs/Number of Payroll Periods completed * 26 (total payroll periods in a year)
  - Debt Service, Transfers from/To, Payments to Others, Worker's Comp Admin Fees, Insurance & Other Benefits = Budget unless YTD actual is greater
  - All other expenses = (YTD Costs / # months completed -1) * 12 months

CHEROKEE COUNTY BOARD OF COMMISSIONERS
VICTIM/WITNESS FUND
2021 HEADCOUNT

		2018 Budget				2019 Budget				2020 Budget				2021 Budget			
		FT	PT	SPT	Total	FT	PT	SPT	Total	FT	PT	SPT	Total	FT	PT	SPT	Total
DISTRICT ATTORNEY (2200)	DAVS - DIR OFFICE ADMIN-VICTIM SERVIC	0.00	0.00	0.00	0.00	0.00	0.00	0.00	0.00	0.20	0.00	0.00	0.20	0.20	0.00	0.00	0.20
	PTCL - PT CLERICAL	0.00	1.00	0.00	1.00	0.00	1.00	0.00	1.00	0.00	1.00	0.00	1.00	0.00	1.00	0.00	1.00
	VWAD - VICTIM WITNESS ADVOCATE	0.00	0.00	0.00	0.00	1.00	0.00	0.00	1.00	1.00	0.00	0.00	1.00	1.00	0.00	0.00	1.00
	VWPC - VICTIM WITNESS PROGRAM COORD	1.00	0.00	0.00	1.00	0.00	0.00	0.00	0.00	0.00	0.00	0.00	0.00	0.00	0.00	0.00	0.00
	Total	**1.00**	**1.00**	**0.00**	**2.00**	**1.00**	**1.00**	**0.00**	**2.00**	**1.20**	**1.00**	**0.00**	**2.20**	**1.20**	**1.00**	**0.00**	**2.20**
Total		**1.00**	**1.00**	**0.00**	**2.00**	**1.00**	**1.00**	**0.00**	**2.00**	**1.20**	**1.00**	**0.00**	**2.20**	**1.20**	**1.00**	**0.00**	**2.20**

2021 DEPARTMENT BUDGET/FORECAST REPORT - DUI COURT FUND (257)
AS OF 7/31/2020/ (21.5 PayPeriods - 82.69% of Year Lapsed)

	YEAR OVER YEAR INFORMATION						YOY VARIANCE (100%)	
	2018 Actual	2019 Actual	2020 Budget	2020 YTD	2020 Run	2021 Commission Budget	2020 R V 2021 B	2020 B V 2021 B
DUI COURT FUND (257)								
ALL FUNDING SOURCES								
INTERGOVT								
334151 - STATE GRANT OPERATING	105,787	98,527	87,674	51,391	87,675	90,700	(3,025)	(3,026)
TOTAL INTERGOVT	105,787	98,527	87,674	51,391	87,675	90,700	(3,025)	(3,026)
CHARGES FOR SVCS								
FINES & FORFEITURES								
351115 - DRUG COURT	50,337	63,176	56,956	35,998	45,494	60,000	(14,506)	(3,044)
351116 - DUI COURT	304,063	255,303	336,927	158,686	218,840	313,804	(94,964)	23,123
TOTAL FINES & FORFEITURES	354,400	318,479	393,883	194,684	264,334	373,804	(109,470)	20,079
CONTRIBUTIONS								
371000 - CONTRIBUTIONS AND DONATIONS	66,229	67,976	75,000	32,905	45,405	65,000	(19,595)	10,000
TOTAL CONTRIBUTIONS	66,229	67,976	75,000	32,905	45,405	65,000	(19,595)	10,000
USE OF RESERVES								
TRANSFERS FROM/TO								
391255 - TRANSFER IN FROM DATE FUND	0	0	0	0	0	30,172	(30,172)	(30,172)
391260 - TRANS FROM DRUG SCREENING LAB	88,020	80,000	65,000	54,167	65,000	50,000	15,000	15,000
TOTAL TRANSFERS FROM/TO	88,020	80,000	65,000	54,167	65,000	80,172	(15,172)	(15,172)
TOTAL ALL FUNDING SOURCES	614,436	564,982	621,557	333,146	462,414	609,676	(147,262)	11,881
EXPENDITURES								
DEPARTMENT MANAGED COSTS								

2021 DEPARTMENT BUDGET/FORECAST REPORT - DUI COURT FUND (257)
AS OF 7/31/2020/ (21.5 PayPeriods - 82.69% of Year Lapsed)

	YEAR OVER YEAR INFORMATION						YOY VARIANCE (100%)	
	2018 Actual	2019 Actual	2020 Budget	2020 YTD	2020 Run	2021 Commission Budget	2020 R V 2021 B	2020 B V 2021 B
PERSONNEL (ALL 51S EXCEPT WC)								
511100 - REGULAR EMPLOYEES	136,221	152,663	148,200	124,199	150,194	175,955	(25,761)	(27,755)
511115 - PERFECT ATTENDANCE	449	393	0	824	824	0	824	0
511200 - PART TIME/TEMP EMPLOYEES	0	0	18,176	0	0	0	0	18,176
TOTAL COMPENSATION	136,670	153,056	166,376	125,023	151,018	175,955	(24,937)	(9,579)
512101 - GROUP INSURANCE - HEALTH	20,451	28,150	25,605	20,205	24,434	29,030	(4,596)	(3,425)
512102 - GROUP INSURANCE - LIFE	175	197	176	143	173	180	(7)	(4)
512103 - GROUP INSURANCE - DENTAL	666	845	842	808	977	1,143	(166)	(301)
512104 - GROUP INSURANCE-LONG TERM DIS	320	366	383	313	379	396	(17)	(13)
512105 - GROUP INSURANCE-SHORT TERM DIS	84	96	99	80	97	99	(2)	0
512106 - EMPLOYEE ASSISTANCE PROGRAM	14	30	32	26	31	32	(1)	0
512403 - DEFINED BENEFIT PLAN	14,152	21,086	22,231	18,738	22,660	28,153	(5,493)	(5,922)
TOTAL BENEFITS	35,863	50,769	49,368	40,313	48,751	59,033	(10,282)	(9,665)
512200 - SOCIAL SECURITY (FICA) CONT	7,851	8,836	9,153	7,262	8,782	10,909	(2,127)	(1,756)
512300 - MEDICARE	1,836	1,951	2,141	1,737	2,100	2,552	(452)	(411)
TOTAL PAYROLL TAXES	9,687	10,786	11,294	8,999	10,883	13,461	(2,578)	(2,167)
TOTAL PERSONNEL (ALL 51S EXCEPT WC)	182,219	214,612	227,038	174,336	210,652	248,449	(37,797)	(21,411)
OPERATING COSTS (52S AND 53S)								
521200 - PROFESSIONAL SERVICES	315,234	284,489	342,700	200,509	267,345	323,856	(56,511)	18,844
521203 - PROFESSIONAL/COURT INTERPRETER	2,912	3,509	3,600	2,247	2,997	3,600	(603)	0
521225 - PROF SVCS/TRANSPORTATION	0	1,018	2,000	1,447	1,929	3,000	(1,071)	(1,000)
521300 - TECHNICAL	0	0	0	271	362	0	362	0
522202 - VEHICLE MAINTENANCE	1,083	1,737	1,500	1,241	1,655	1,500	155	0
522320 - RENTAL OF EQUIPMENT AND VEHICL	1,428	951	1,428	742	989	1,428	(439)	0
523201 - CELL PHONE	716	175	960	402	536	960	(424)	0
523250 - POSTAGE	19	36	460	24	32	355	(323)	105
523500 - TRAVEL	4,700	5,678	23,319	5,547	7,396	9,447	(2,051)	13,872
523600 - DUES AND FEES	675	895	1,847	485	647	1,847	(1,200)	0
523700 - EDUCATION AND TRAINING	234	0	1,225	1,199	1,599	1,225	374	0
531100 - GENERAL SUPPLIES AND MATERIALS	25,483	3,219	3,975	2,706	3,608	3,975	(367)	0
531270 - GASOLINE	0	0	1,500	0	0	1,500	(1,500)	0
531300 - FOOD	434	802	880	403	538	930	(392)	(50)
531600 - SMALL EQUIPMENT	0	1,800	0	0	0	0	0	0
531660 - NON ASSET COMPUTER EQUIPMENT	0	0	3,694	3,411	4,548	1,832	2,716	1,862
TOTAL OPERATING COSTS (52S AND 53S)	352,917	304,308	389,088	220,634	294,179	355,455	(61,276)	33,633
TOTAL DEPARTMENT MANAGED COSTS	535,136	518,920	616,126	394,970	504,831	603,904	(99,073)	12,222

2021 DEPARTMENT BUDGET/FORECAST REPORT - DUI COURT FUND (257)
AS OF 7/31/2020/ (21.5 PayPeriods - 82.69% of Year Lapsed)

	YEAR OVER YEAR INFORMATION						YOY VARIANCE (100%)	
	2018 Actual	2019 Actual	2020 Budget	2020 YTD	2020 Run	2021 Commission Budget	2020 R V 2021 B	2020 B V 2021 B
NON DEPARTMENT MANAGED COSTS								
ALLOCATED COSTS								
512700 - WORKER'S COMP ADMIN FEES	2,302	686	667	675	675	677	(2)	(10)
523100 - INSURANCE, OTHER BENEFITS	1,229	1,270	1,464	1,585	1,585	1,795	(210)	(331)
523200 - COMMUNICATIONS - ALLOCATED	3,618	3,234	3,300	2,745	3,660	3,300	360	0
TOTAL ALLOCATED COSTS	7,149	5,190	5,431	5,005	5,920	5,772	148	(341)
TOTAL NON DEPARTMENT MANAGED COSTS	7,149	5,190	5,431	5,005	5,920	5,772	148	(341)
TOTAL EXPENDITURES	542,285	524,111	621,557	399,974	510,750	609,676	(98,926)	11,881
INTERFUND TRANSFERS								
TRANSFERS FROM/TO								
TOTAL FUND REDUCTIONS	542,285	524,111	621,557	399,974	510,750	609,676	(98,926)	11,881

Fund Balance

BOY Balance	+	2020 FY Run Rate Sources	-	2020 FY Run Rate Uses	=	Expected EOY 2020 Balance	Expected SOY 2021	+	2021 Budget Sources	-	2021 Budget Uses	=	Expected EOY 2021
1,005,737	+	462,414	-	510,750	=	957,401	957,401	+	609,676	-	609,676	=	957,401

NOTES

- 2020 RUN =

  Revenues = Finance Forecast

  Expenses
  - Personnel = YTD Costs/Number of Payroll Periods completed * 26 (total payroll periods in a year)
  - Debt Service, Transfers from/To, Payments to Others, Worker's Comp Admin Fees, Insurance & Other Benefits = Budget unless YTD actual is greater
  - All other expenses = (YTD Costs / # months completed -1) * 12 months

CHEROKEE COUNTY BOARD OF COMMISSIONERS
DUI COURT FUND
2021 HEADCOUNT

		2018 Budget				2019 Budget				2020 Budget				2021 Budget			
		FT	PT	SPT	Total	FT	PT	SPT	Total	FT	PT	SPT	Total	FT	PT	SPT	Total
DUI COURT (2162)	CASE - CASE MANAGER	0.00	0.00	0.00	0.00	0.00	0.00	0.00	0.00	0.00	0.00	0.00	0.00	1.00	0.00	0.00	1.00
	DDCC - DUI/DRUG CT COORDINATOR	0.00	0.00	0.00	0.00	0.00	0.00	0.00	0.00	0.00	0.00	0.00	0.00	1.00	0.00	0.00	1.00
	PT - PART-TIME	0.00	0.00	0.00	0.00	0.00	0.00	0.00	0.00	0.00	0.00	0.00	0.00	0.00	1.00	0.00	1.00
	SEC2 - SECRETARY II	0.00	0.00	0.00	0.00	0.00	0.00	0.00	0.00	0.00	0.00	0.00	0.00	1.00	0.00	0.00	1.00
	Total	**0.00**	**0.00**	**0.00**	**0.00**	**0.00**	**0.00**	**0.00**	**0.00**	**0.00**	**0.00**	**0.00**	**0.00**	**3.00**	**1.00**	**0.00**	**4.00**
DUI COURT (2320)	CASE - CASE MANAGER	1.00	0.00	0.00	1.00	1.00	0.00	0.00	1.00	1.00	0.00	0.00	1.00	0.00	0.00	0.00	0.00
	CASW - CASE WORKER	1.00	0.00	0.00	1.00	0.00	0.00	0.00	0.00	0.00	0.00	0.00	0.00	0.00	0.00	0.00	0.00
	DDCC - DUI/DRUG CT COORDINATOR	1.00	0.00	0.00	1.00	1.00	0.00	0.00	1.00	1.00	0.00	0.00	1.00	0.00	0.00	0.00	0.00
	PT - PART-TIME	0.00	1.00	0.00	1.00	0.00	1.00	0.00	1.00	0.00	1.00	0.00	1.00	0.00	0.00	0.00	0.00
	SEC2 - SECRETARY II	0.00	0.00	0.00	0.00	1.00	0.00	0.00	1.00	1.00	0.00	0.00	1.00	0.00	0.00	0.00	0.00
	Total	**3.00**	**1.00**	**0.00**	**4.00**	**3.00**	**1.00**	**0.00**	**4.00**	**3.00**	**1.00**	**0.00**	**4.00**	**0.00**	**0.00**	**0.00**	**0.00**
Total		**3.00**	**1.00**	**0.00**	**4.00**	**3.00**	**1.00**	**0.00**	**4.00**	**3.00**	**1.00**	**0.00**	**4.00**	**3.00**	**1.00**	**0.00**	**4.00**

2021 DEPARTMENT BUDGET/FORECAST REPORT - DRUG ACCOUNTABILITY COURT (258)
AS OF 7/31/2020/ (21.5 PayPeriods - 82.69% of Year Lapsed)

	YEAR OVER YEAR INFORMATION						YOY VARIANCE (100%)	
	2018 Actual	2019 Actual	2020 Budget	2020 YTD	2020 Run	2021 Commission Budget	2020 R V 2021 B	2020 B V 2021 B
DRUG ACCOUNTABILITY COURT (258)								
ALL FUNDING SOURCES								
INTERGOVT								
334151 - STATE GRANT OPERATING	282,138	324,827	279,095	165,340	279,095	320,502	(41,407)	(41,407)
TOTAL INTERGOVT	282,138	324,827	279,095	165,340	279,095	320,502	(41,407)	(41,407)
FINES & FORFEITURES								
351115 - DRUG COURT	112,777	117,063	125,589	156,961	188,358	153,455	34,903	(27,866)
TOTAL FINES & FORFEITURES	112,777	117,063	125,589	156,961	188,358	153,455	34,903	(27,866)
MISC REVENUE								
USE OF RESERVES								
389000 - USE OF RESERVES	0	0	105,971	0	0	24,531	0	0
TOTAL USE OF RESERVES	0	0	105,971	0	0	24,531	0	0
TRANSFERS FROM/TO								
391227 - TRANSFER/DATE FUND-GRANT MATCH	15,484	35,527	0	0	0	53,059	(53,059)	(53,059)
391255 - TRANSFER IN FROM DATE FUND	99,811	54,455	90,000	22,500	90,000	54,767	35,233	35,233
TOTAL TRANSFERS FROM/TO	115,295	89,982	90,000	22,500	90,000	107,826	(17,826)	(17,826)
TOTAL ALL FUNDING SOURCES	510,210	531,872	600,655	344,801	557,453	606,314	(48,861)	(5,659)
EXPENDITURES								
DEPARTMENT MANAGED COSTS								

2021 DEPARTMENT BUDGET/FORECAST REPORT - DRUG ACCOUNTABILITY COURT (258)
AS OF 7/31/2020/ (21.5 PayPeriods - 82.69% of Year Lapsed)

	YEAR OVER YEAR INFORMATION						YOY VARIANCE (100%)	
	2018 Actual	2019 Actual	2020 Budget	2020 YTD	2020 Run	2021 Commission Budget	2020 R V 2021 B	2020 B V 2021 B
PERSONNEL (ALL 51S EXCEPT WC)								
511100 - REGULAR EMPLOYEES	206,570	274,953	291,016	246,298	297,848	317,258	(19,410)	(26,242)
511115 - PERFECT ATTENDANCE	0	805	0	1,428	1,428	0	1,428	0
511116 - SHORT TERM DISABILITY PAY	5,734	2,550	0	0	0	0	0	0
511200 - PART TIME/TEMP EMPLOYEES	4,576	0	0	0	0	0	0	0
TOTAL COMPENSATION	216,881	278,308	291,016	247,725	299,276	317,258	(17,982)	(26,242)
512101 - GROUP INSURANCE - HEALTH	32,181	41,522	32,592	28,862	34,903	42,230	(7,327)	(9,638)
512102 - GROUP INSURANCE - LIFE	280	314	353	285	345	350	(5)	3
512103 - GROUP INSURANCE - DENTAL	1,081	1,178	905	772	934	972	(38)	(67)
512104 - GROUP INSURANCE-LONG TERM DIS	526	693	618	632	765	780	(15)	(162)
512105 - GROUP INSURANCE-SHORT TERM DIS	121	146	154	129	156	154	2	0
512106 - EMPLOYEE ASSISTANCE PROGRAM	20	47	50	41	49	50	(1)	0
512403 - DEFINED BENEFIT PLAN	21,998	38,112	43,652	36,970	44,708	50,760	(6,052)	(7,108)
TOTAL BENEFITS	56,208	82,012	78,324	67,691	81,859	95,296	(13,437)	(16,972)
512200 - SOCIAL SECURITY (FICA) CONT	12,831	16,649	18,044	14,763	17,854	19,670	(1,816)	(1,626)
512300 - MEDICARE	3,001	3,894	4,219	3,453	4,175	4,599	(424)	(380)
TOTAL PAYROLL TAXES	15,832	20,543	22,263	18,216	22,029	24,269	(2,240)	(2,006)
TOTAL PERSONNEL (ALL 51S EXCEPT WC)	288,920	380,862	391,603	333,633	403,164	436,823	(33,659)	(45,220)
OPERATING COSTS (52S AND 53S)								
521200 - PROFESSIONAL SERVICES	161,971	144,189	122,815	106,893	142,524	139,112	3,412	(16,297)
521225 - PROF SVCS/TRANSPORTATION	12,436	13,617	15,300	6,831	9,108	12,000	(2,892)	3,300
522320 - RENTAL OF EQUIPMENT AND VEHICL	1,183	1,161	960	898	1,197	1,400	(203)	(440)
523201 - CELL PHONE	1,471	1,308	2,448	1,026	1,368	1,368	0	1,080
523250 - POSTAGE	308	142	600	148	197	600	(403)	0
523400 - PRINTING AND BINDING	0	436	500	63	84	500	(416)	0
523500 - TRAVEL	8,516	11,131	8,467	29	39	4,595	(4,556)	3,872
523700 - EDUCATION AND TRAINING	4,705	6,419	4,000	4,734	6,312	0	6,312	4,000
523900 - OTHER PURCHASED SERVICES	4,854	3,799	9,000	924	1,231	1,950	(719)	7,050
531100 - GENERAL SUPPLIES AND MATERIALS	5,456	9,920	43,000	5,616	7,487	6,000	1,487	37,000
531600 - SMALL EQUIPMENT	0	7,098	0	0	0	0	0	0
TOTAL OPERATING COSTS (52S AND 53S)	200,900	199,221	207,090	127,160	169,547	167,525	2,022	39,565
TOTAL DEPARTMENT MANAGED COSTS	489,820	580,082	598,693	460,793	572,711	604,348	(31,637)	(5,655)
NON DEPARTMENT MANAGED COSTS								

2021 DEPARTMENT BUDGET/FORECAST REPORT - DRUG ACCOUNTABILITY COURT (258)
AS OF 7/31/2020/ (21.5 PayPeriods - 82.69% of Year Lapsed)

	YEAR OVER YEAR INFORMATION						YOY VARIANCE (100%)	
	2018 Actual	2019 Actual	2020 Budget	2020 YTD	2020 Run	2021 Commission Budget	2020 R V 2021 B	2020 B V 2021 B
ALLOCATED COSTS								
512700 - WORKER'S COMP ADMIN FEES	895	980	222	225	225	226	(1)	(4)
523200 - COMMUNICATIONS - ALLOCATED	1,636	1,680	1,740	1,423	1,898	1,740	158	0
TOTAL ALLOCATED COSTS	2,531	2,661	1,962	1,648	2,123	1,966	157	(4)
TOTAL NON DEPARTMENT MANAGED COSTS	2,531	2,661	1,962	1,648	2,123	1,966	157	(4)
TOTAL EXPENDITURES	492,351	582,743	600,655	462,441	574,834	606,314	(31,480)	(5,659)
INTERFUND TRANSFERS								
TRANSFERS FROM/TO								
TOTAL FUND REDUCTIONS	492,351	582,743	600,655	462,441	574,834	606,314	(31,480)	(5,659)

Fund Balance

BOY Balance	+	2020 FY Run Rate Sources	-	2020 FY Run Rate Uses	=	Expected EOY 2020 Balance	Expected SOY 2021	+	2021 Budget Sources	-	2021 Budget Uses	=	Expected EOY 2021
316,491	+	557,453	-	574,834	=	299,111	299,111	+	581,783	-	606,314	=	274,580

NOTES

- 2020 RUN =
  - Revenues = Finance Forecast
  - Expenses
    - Personnel = YTD Costs/Number of Payroll Periods completed * 26 (total payroll periods in a year)
    - Debt Service, Transfers from/To, Payments to Others, Worker's Comp Admin Fees, Insurance & Other Benefits = Budget unless YTD actual is greater
    - All other expenses = (YTD Costs / # months completed -1) * 12 months

CHEROKEE COUNTY BOARD OF COMMISSIONERS
DRUG ACCOUNTABILITY COURT
2021 HEADCOUNT

		2018 Budget				2019 Budget				2020 Budget				2021 Budget			
		FT	PT	SPT	Total	FT	PT	SPT	Total	FT	PT	SPT	Total	FT	PT	SPT	Total
DRUG ACCOUNTABILITY COURT (2151)	ADMA - ADMINISTRATIVE ASSISTANT	0.00	0.00	0.00	0.00	1.00	0.00	0.00	1.00	0.00	0.00	0.00	0.00	0.00	0.00	0.00	0.00
	CASE - CASE MANAGER	2.00	0.00	0.00	2.00	3.00	0.00	0.00	3.00	3.00	0.00	0.00	3.00	3.00	0.00	0.00	3.00
	DACC - DRUG ACCT CT COORD	1.00	0.00	0.00	1.00	1.00	0.00	0.00	1.00	1.00	0.00	0.00	1.00	1.00	0.00	0.00	1.00
	OPMR - OPERATIONS MANAGER	0.00	0.00	0.00	0.00	0.00	0.00	0.00	0.00	1.00	0.00	0.00	1.00	1.00	0.00	0.00	1.00
	PTCL - PT CLERICAL	0.00	1.00	0.00	1.00	0.00	0.00	0.00	0.00	0.00	0.00	0.00	0.00	0.00	0.00	0.00	0.00
	Total	**3.00**	**1.00**	**0.00**	**4.00**	**5.00**	**0.00**	**0.00**	**5.00**	**5.00**	**0.00**	**0.00**	**5.00**	**5.00**	**0.00**	**0.00**	**5.00**
Total		**3.00**	**1.00**	**0.00**	**4.00**	**5.00**	**0.00**	**0.00**	**5.00**	**5.00**	**0.00**	**0.00**	**5.00**	**5.00**	**0.00**	**0.00**	**5.00**

2021 DEPARTMENT BUDGET/FORECAST REPORT - TREATMENT ACCOUNTABILITY COURT (259)
AS OF 7/31/2020/ (21.5 PayPeriods - 82.69% of Year Lapsed)

	YEAR OVER YEAR INFORMATION						YOY VARIANCE (100%)	
	2018 Actual	2019 Actual	2020 Budget	2020 YTD	2020 Run	2021 Commission Budget	2020 R V 2021 B	2020 B V 2021 B
TREATMENT ACCOUNTABILITY COURT (259)								
ALL FUNDING SOURCES								
INTERGOVT								
334151 - STATE GRANT OPERATING	67,734	104,139	100,311	58,693	100,311	145,906	(45,595)	(45,595)
TOTAL INTERGOVT	67,734	104,139	100,311	58,693	100,311	145,906	(45,595)	(45,595)
FINES & FORFEITURES								
351117 - TREATMENT ACCOUNTABILITY CT	3,144	3,954	3,140	1,891	2,616	3,412	(796)	(272)
TOTAL FINES & FORFEITURES	3,144	3,954	3,140	1,891	2,616	3,412	(796)	(272)
CONTRIBUTIONS								
TRANSFERS FROM/TO								
391255 - TRANSFER IN FROM DATE FUND	7,675	21,343	17,608	14,918	17,608	23,128	(5,520)	(5,520)
TOTAL TRANSFERS FROM/TO	7,675	21,343	17,608	14,918	17,608	23,128	(5,520)	(5,520)
TOTAL ALL FUNDING SOURCES	78,553	129,436	121,059	75,502	120,535	172,446	(51,911)	(51,387)
EXPENDITURES								
DEPARTMENT MANAGED COSTS								

2021 DEPARTMENT BUDGET/FORECAST REPORT - TREATMENT ACCOUNTABILITY COURT (259)
AS OF 7/31/2020/ (21.5 PayPeriods - 82.69% of Year Lapsed)

	YEAR OVER YEAR INFORMATION						YOY VARIANCE (100%)	
	2018 Actual	2019 Actual	2020 Budget	2020 YTD	2020 Run	2021 Commission Budget	2020 R V 2021 B	2020 B V 2021 B
PERSONNEL (ALL 51S EXCEPT WC)								
511100 - REGULAR EMPLOYEES	11,419	47,455	51,500	47,855	57,871	70,594	(12,723)	(19,094)
511200 - PART TIME/TEMP EMPLOYEES	24,373	0	0	0	0	0	0	0
TOTAL COMPENSATION	35,792	47,455	51,500	47,855	57,871	70,594	(12,723)	(19,094)
512101 - GROUP INSURANCE - HEALTH	133	12,502	12,666	12,433	15,036	19,028	(3,992)	(6,362)
512102 - GROUP INSURANCE - LIFE	3	56	74	50	60	62	(2)	12
512103 - GROUP INSURANCE - DENTAL	0	335	271	255	308	326	(18)	(55)
512104 - GROUP INSURANCE-LONG TERM DIS	7	124	137	110	133	138	(5)	(1)
512105 - GROUP INSURANCE-SHORT TERM DIS	2	28	28	24	29	28	1	0
512106 - EMPLOYEE ASSISTANCE PROGRAM	1	9	9	8	9	9	0	0
512403 - DEFINED BENEFIT PLAN	1,196	6,519	7,725	7,143	8,638	11,295	(2,657)	(3,570)
TOTAL BENEFITS	1,342	19,574	20,910	20,022	24,213	30,886	(6,673)	(9,976)
512200 - SOCIAL SECURITY (FICA) CONT	2,244	2,729	3,289	2,710	3,277	4,376	(1,099)	(1,087)
512300 - MEDICARE	504	638	769	634	766	1,023	(257)	(254)
TOTAL PAYROLL TAXES	2,748	3,367	4,058	3,344	4,043	5,399	(1,356)	(1,341)
TOTAL PERSONNEL (ALL 51S EXCEPT WC)	39,882	70,396	76,468	71,220	86,127	106,879	(20,752)	(30,411)
OPERATING COSTS (52S AND 53S)								
521200 - PROFESSIONAL SERVICES	31,933	55,225	38,192	35,115	46,820	60,000	(13,180)	(21,808)
521225 - PROF SVCS/TRANSPORTATION	0	0	0	0	0	2,155	(2,155)	(2,155)
523201 - CELL PHONE	0	0	540	54	73	540	(467)	0
523500 - TRAVEL	3,902	3,134	4,859	234	312	0	312	4,859
531100 - GENERAL SUPPLIES AND MATERIALS	0	682	1,000	451	601	2,872	(2,271)	(1,872)
531660 - NON ASSET COMPUTER EQUIPMENT	0	0	0	2,929	3,905	0	3,905	0
TOTAL OPERATING COSTS (52S AND 53S)	35,835	59,041	44,591	38,783	51,710	65,567	(13,857)	(20,976)
TOTAL DEPARTMENT MANAGED COSTS	75,718	129,436	121,059	110,003	137,838	172,446	(34,608)	(51,387)
TOTAL EXPENDITURES	75,718	129,436	121,059	110,003	137,838	172,446	(34,608)	(51,387)
TOTAL FUND REDUCTIONS	75,718	129,436	121,059	110,003	137,838	172,446	(34,608)	(51,387)

2021 DEPARTMENT BUDGET/FORECAST REPORT - TREATMENT ACCOUNTABILITY COURT (259)
AS OF 7/31/2020/ (21.5 PayPeriods - 82.69% of Year Lapsed)

YEAR OVER YEAR INFORMATION						YOY VARIANCE (100%)	
2018 Actual	2019 Actual	2020 Budget	2020 YTD	2020 Run	2021 Commission Budget	2020 R V 2021 B	2020 B V 2021 B

Fund Balance

BOY Balance	+	2020 FY Run Rate Sources	-	2020 FY Run Rate Uses	=	Expected EOY 2020 Balance	Expected SOY 2021	+	2021 Budget Sources	-	2021 Budget Uses	=	Expected EOY 2021
2,835	+	120,535	-	137,838	=	(14,468)	(14,468)	+	172,446	-	172,446	=	(14,468)

NOTES

- 2020 RUN =

Revenues = Finance Forecast

Expenses

- Personnel = YTD Costs/Number of Payroll Periods completed * 26 (total payroll periods in a year)
- Debt Service, Transfers from/To, Payments to Others, Worker's Comp Admin Fees, Insurance & Other Benefits = Budget unless YTD actual is greater
- All other expenses = (YTD Costs / # months completed -1) * 12 months

CHEROKEE COUNTY BOARD OF COMMISSIONERS
TREATMENT ACCOUNTABILITY COURT
2021 HEADCOUNT

		2018 Budget				2019 Budget				2020 Budget				2021 Budget			
		FT	PT	SPT	Total	FT	PT	SPT	Total	FT	PT	SPT	Total	FT	PT	SPT	Total
TREATMENT ACCOUNTABILITY CT (2101)	CTAC - TREATMENT ACCT COURT COORD	0.00	0.00	0.00	0.00	0.00	0.00	0.00	0.00	1.00	0.00	0.00	1.00	0.00	0.00	0.00	0.00
	FT - COORD TREATMENT ACCT	0.00	0.00	0.00	0.00	1.00	0.00	0.00	1.00	0.00	0.00	0.00	0.00	0.00	0.00	0.00	0.00
	PT - PART-TIME	0.00	1.00	0.00	1.00	0.00	0.00	0.00	0.00	0.00	0.00	0.00	0.00	0.00	0.00	0.00	0.00
	Total	**0.00**	**1.00**	**0.00**	**1.00**	**1.00**	**0.00**	**0.00**	**1.00**	**1.00**	**0.00**	**0.00**	**1.00**	**0.00**	**0.00**	**0.00**	**0.00**
TREATMENT ACCOUNTABILITY CT (2163)	CTAC - TREATMENT ACCT COURT COORD	0.00	0.00	0.00	0.00	0.00	0.00	0.00	0.00	0.00	0.00	0.00	0.00	1.00	0.00	0.00	1.00
	Total	**0.00**	**0.00**	**0.00**	**0.00**	**0.00**	**0.00**	**0.00**	**0.00**	**0.00**	**0.00**	**0.00**	**0.00**	**1.00**	**0.00**	**0.00**	**1.00**
Total		**0.00**	**1.00**	**0.00**	**1.00**	**1.00**	**0.00**	**0.00**	**1.00**	**1.00**	**0.00**	**0.00**	**1.00**	**1.00**	**0.00**	**0.00**	**1.00**

2021 DEPARTMENT BUDGET/FORECAST REPORT - DRUG SCREENING LAB (260)
AS OF 7/31/2020/ (21.5 PayPeriods - 82.69% of Year Lapsed)

	YEAR OVER YEAR INFORMATION						YOY VARIANCE (100%)	
	2018 Actual	2019 Actual	2020 Budget	2020 YTD	2020 Run	2021 Commission Budget	2020 R V 2021 B	2020 B V 2021 B
DRUG SCREENING LAB (260)								
ALL FUNDING SOURCES								
CHARGES FOR SVCS								
341130 - DRUG TESTING FEE	365,624	515,447	371,332	291,361	355,249	412,721	(57,472)	(41,389)
TOTAL CHARGES FOR SVCS	365,624	515,447	371,332	291,361	355,249	412,721	(57,472)	(41,389)
USE OF RESERVES								
TOTAL ALL FUNDING SOURCES	365,624	515,447	371,332	291,361	355,249	412,721	0	0
EXPENDITURES								
DEPARTMENT MANAGED COSTS								
PERSONNEL (ALL 51S EXCEPT WC)								
511100 - REGULAR EMPLOYEES	51,403	49,620	50,913	41,882	50,648	90,373	(39,725)	(39,460)
511115 - PERFECT ATTENDANCE	0	570	587	587	587	0	587	587
511121 - PAID LEAVE	0	0	0	550	665	0	665	0
511200 - PART TIME/TEMP EMPLOYEES	53,439	56,700	78,594	41,095	49,696	59,204	(9,508)	19,390
TOTAL COMPENSATION	104,843	106,890	130,094	84,115	101,597	149,577	(47,980)	(19,483)
512101 - GROUP INSURANCE - HEALTH	11,522	12,389	5,478	4,909	5,937	17,841	(11,904)	(12,363)
512102 - GROUP INSURANCE - LIFE	58	57	60	50	61	113	(52)	(53)
512103 - GROUP INSURANCE - DENTAL	346	351	198	177	214	476	(262)	(278)
512104 - GROUP INSURANCE-LONG TERM DIS	113	126	133	111	135	165	(30)	(32)
512105 - GROUP INSURANCE-SHORT TERM DIS	26	28	28	24	29	124	(95)	(96)
512106 - EMPLOYEE ASSISTANCE PROGRAM	4	9	9	8	9	18	(9)	(9)
512403 - DEFINED BENEFIT PLAN	5,325	6,913	7,637	6,336	7,662	14,460	(6,798)	(6,823)
TOTAL BENEFITS	17,394	19,873	13,543	11,614	14,045	33,197	(19,152)	(19,654)
512200 - SOCIAL SECURITY (FICA) CONT	6,445	6,492	8,030	5,123	6,195	9,274	(3,079)	(1,244)
512300 - MEDICARE	1,507	1,518	1,878	1,198	1,449	2,168	(719)	(290)
TOTAL PAYROLL TAXES	7,952	8,010	9,908	6,321	7,644	11,442	(3,798)	(1,534)
TOTAL PERSONNEL (ALL 51S EXCEPT WC)	130,188	134,773	153,545	102,050	123,287	194,216	(70,929)	(40,671)

2021 DEPARTMENT BUDGET/FORECAST REPORT - DRUG SCREENING LAB (260)
AS OF 7/31/2020/ (21.5 PayPeriods - 82.69% of Year Lapsed)

	YEAR OVER YEAR INFORMATION						YOY VARIANCE (100%)	
	2018 Actual	2019 Actual	2020 Budget	2020 YTD	2020 Run	2021 Commission Budget	2020 R V 2021 B	2020 B V 2021 B
OPERATING COSTS (52S AND 53S)								
521200 - PROFESSIONAL SERVICES	3,287	10,833	10,800	10,339	13,786	11,800	1,986	(1,000)
521300 - TECHNICAL	0	0	1,245	545	727	800	(73)	445
523201 - CELL PHONE	997	497	720	402	536	650	(114)	70
523250 - POSTAGE	0	24	75	0	0	50	(50)	25
523500 - TRAVEL	0	1,166	1,253	0	0	1,153	(1,153)	100
523600 - DUES AND FEES	0	730	350	60	80	60	20	290
523700 - EDUCATION AND TRAINING	0	0	795	450	600	795	(195)	0
531100 - GENERAL SUPPLIES AND MATERIALS	167,797	149,785	135,018	88,918	118,557	150,518	(31,961)	(15,500)
531300 - FOOD	0	0	165	0	0	100	(100)	65
531600 - SMALL EQUIPMENT	0	0	55	55	73	250	(177)	(195)
531660 - NON ASSET COMPUTER EQUIPMENT	0	0	0	1,562	2,083	0	2,083	0
TOTAL OPERATING COSTS (52S AND 53S)	172,081	163,034	150,476	102,331	136,442	166,176	(29,734)	(15,700)
TOTAL DEPARTMENT MANAGED COSTS	302,269	297,807	304,021	204,381	259,728	360,392	(100,664)	(56,371)
NON DEPARTMENT MANAGED COSTS								
ALLOCATED COSTS								
512700 - WORKER'S COMP ADMIN FEES	0	1,225	1,111	1,126	1,126	1,129	(3)	(18)
523200 - COMMUNICATIONS - ALLOCATED	0	0	1,200	0	0	1,200	(1,200)	0
TOTAL ALLOCATED COSTS	0	1,225	2,311	1,126	1,126	2,329	(1,203)	(18)
TOTAL NON DEPARTMENT MANAGED COSTS	0	1,225	2,311	1,126	1,126	2,329	(1,203)	(18)
TOTAL EXPENDITURES	302,269	299,032	306,332	205,507	260,854	362,721	(101,867)	(56,389)
INTERFUND TRANSFERS								
TRANSFERS FROM/TO								
611257 - TRANSFER TO DUI COURT FUND	88,020	80,000	65,000	54,167	65,000	50,000	15,000	15,000
TOTAL TRANSFERS FROM/TO	88,020	80,000	65,000	54,167	65,000	50,000	15,000	15,000
TOTAL INTERFUND TRANSFERS	88,020	80,000	65,000	54,167	65,000	50,000	15,000	15,000
TOTAL FUND REDUCTIONS	390,289	379,032	371,332	259,674	325,854	412,721	(86,867)	(41,389)

2021 DEPARTMENT BUDGET/FORECAST REPORT - DRUG SCREENING LAB (260)
AS OF 7/31/2020/ (21.5 PayPeriods - 82.69% of Year Lapsed)

YEAR OVER YEAR INFORMATION						YOY VARIANCE (100%)	
2018 Actual	2019 Actual	2020 Budget	2020 YTD	2020 Run	2021 Commission Budget	2020 R V 2021 B	2020 B V 2021 B

Fund Balance

BOY Balance	+	2020 FY Run Rate Sources	-	2020 FY Run Rate Uses	=	Expected EOY 2020 Balance	Expected SOY 2021	+	2021 Budget Sources	-	2021 Budget Uses	=	Expected EOY 2021
177,124	+	355,249	-	325,854	=	206,519	206,519	+	412,721	-	412,721	=	206,519

NOTES

- 2020 RUN =

Revenues = Finance Forecast

Expenses

- Personnel = YTD Costs/Number of Payroll Periods completed * 26 (total payroll periods in a year)
- Debt Service, Transfers from/To, Payments to Others, Worker's Comp Admin Fees, Insurance & Other Benefits = Budget unless YTD actual is greater
- All other expenses = (YTD Costs / # months completed -1) * 12 months

CHEROKEE COUNTY BOARD OF COMMISSIONERS
DRUG SCREENING LAB FUND
2021 HEADCOUNT

		2018 Budget				2019 Budget				2020 Budget				2021 Budget			
		FT	PT	SPT	Total	FT	PT	SPT	Total	FT	PT	SPT	Total	FT	PT	SPT	Total
DRUG SCREENING LAB (2330)	DLTC - DRUG LAB TECHNICIAN	0.00	0.00	0.00	0.00	0.00	0.00	0.00	0.00	0.00	0.00	0.00	0.00	1.00	0.00	0.00	1.00
	LMGR - LABORATORY MANAGER	1.00	0.00	0.00	1.00	1.00	0.00	0.00	1.00	1.00	0.00	0.00	1.00	1.00	0.00	0.00	1.00
	PT - PART-TIME	0.00	4.00	0.00	4.00	0.00	4.00	0.00	4.00	0.00	4.00	0.00	4.00	0.00	3.00	0.00	3.00
	Total	**1.00**	**4.00**	**0.00**	**5.00**	**1.00**	**4.00**	**0.00**	**5.00**	**1.00**	**4.00**	**0.00**	**5.00**	**2.00**	**3.00**	**0.00**	**5.00**
Total		**1.00**	**4.00**	**0.00**	**5.00**	**1.00**	**4.00**	**0.00**	**5.00**	**1.00**	**4.00**	**0.00**	**5.00**	**2.00**	**3.00**	**0.00**	**5.00**

2021 DEPARTMENT BUDGET/FORECAST REPORT - VETERANS ACCOUNTABILITY COURT (261)
AS OF 7/31/2020/ (21.5 PayPeriods - 82.69% of Year Lapsed)

	YEAR OVER YEAR INFORMATION						YOY VARIANCE (100%)	
	2018 Actual	2019 Actual	2020 Budget	2020 YTD	2020 Run	2021 Commission Budget	2020 R V 2021 B	2020 B V 2021 B
VETERANS ACCOUNTABILITY COURT (261)								
ALL FUNDING SOURCES								
INTERGOVT								
334151 - STATE GRANT OPERATING	70,884	87,033	97,538	50,934	97,539	100,614	(3,075)	(3,076)
TOTAL INTERGOVT	70,884	87,033	97,538	50,934	97,539	100,614	(3,075)	(3,076)
FINES & FORFEITURES								
351118 - VETERANS COURT	4,355	16,215	7,448	15,343	16,581	14,000	2,581	(6,552)
TOTAL FINES & FORFEITURES	4,355	16,215	7,448	15,343	16,581	14,000	2,581	(6,552)
TRANSFERS FROM/TO								
391255 - TRANSFER IN FROM DATE FUND	7,984	9,671	12,558	11,563	12,558	23,442	(10,884)	(10,884)
TOTAL TRANSFERS FROM/TO	7,984	9,671	12,558	11,563	12,558	23,442	(10,884)	(10,884)
TOTAL ALL FUNDING SOURCES	83,223	112,919	117,544	77,840	126,678	138,056	(11,378)	(20,512)
EXPENDITURES								
DEPARTMENT MANAGED COSTS								
PERSONNEL (ALL 51S EXCEPT WC)								
511100 - REGULAR EMPLOYEES	45,224	44,680	51,500	46,286	55,974	63,538	(7,564)	(12,038)
511116 - SHORT TERM DISABILITY PAY	0	2,423	0	0	0	0	0	0
TOTAL COMPENSATION	45,224	47,103	51,500	46,286	55,974	63,538	(7,564)	(12,038)
512101 - GROUP INSURANCE - HEALTH	10,718	13,583	12,666	12,433	15,036	19,028	(3,992)	(6,362)
512102 - GROUP INSURANCE - LIFE	51	56	72	50	60	62	(2)	10
512103 - GROUP INSURANCE - DENTAL	328	389	271	361	437	326	111	(55)
512104 - GROUP INSURANCE-LONG TERM DIS	101	124	133	110	133	138	(5)	(5)
512105 - GROUP INSURANCE-SHORT TERM DIS	24	28	28	24	29	28	1	0
512106 - EMPLOYEE ASSISTANCE PROGRAM	4	9	9	8	9	9	0	0
512403 - DEFINED BENEFIT PLAN	4,684	6,597	7,725	6,935	8,387	10,166	(1,779)	(2,441)
TOTAL BENEFITS	15,910	20,787	20,904	19,921	24,090	29,757	(5,667)	(8,853)
512200 - SOCIAL SECURITY (FICA) CONT	2,535	2,601	3,193	2,598	3,142	3,940	(798)	(747)
512300 - MEDICARE	593	608	747	608	735	921	(186)	(174)
TOTAL PAYROLL TAXES	3,128	3,209	3,940	3,206	3,877	4,861	(984)	(921)
TOTAL PERSONNEL (ALL 51S EXCEPT WC)	64,261	71,099	76,344	69,413	83,941	98,156	(14,215)	(21,812)

2021 DEPARTMENT BUDGET/FORECAST REPORT - VETERANS ACCOUNTABILITY COURT (261)
AS OF 7/31/2020/ (21.5 PayPeriods - 82.69% of Year Lapsed)

	YEAR OVER YEAR INFORMATION						YOY VARIANCE (100%)	
	2018 Actual	2019 Actual	2020 Budget	2020 YTD	2020 Run	2021 Commission Budget	2020 R V 2021 B	2020 B V 2021 B
OPERATING COSTS (52S AND 53S)								
521200 - PROFESSIONAL SERVICES	7,485	31,096	35,000	23,871	31,828	30,000	1,828	5,000
521225 - PROF SVCS/TRANSPORTATION	0	0	0	0	0	1,500	(1,500)	(1,500)
523201 - CELL PHONE	572	497	700	492	657	700	(43)	0
523250 - POSTAGE	14	0	0	0	0	0	0	0
523500 - TRAVEL	4,234	5,339	3,200	915	1,220	5,400	(4,180)	(2,200)
523600 - DUES AND FEES	0	787	0	1,230	1,640	0	1,640	0
523700 - EDUCATION AND TRAINING	0	894	0	0	0	0	0	0
531100 - GENERAL SUPPLIES AND MATERIALS	2,873	2,076	2,300	597	795	2,300	(1,505)	0
531660 - NON ASSET COMPUTER EQUIPMENT	0	0	0	2,929	3,905	0	3,905	0
TOTAL OPERATING COSTS (52S AND 53S)	15,178	40,689	41,200	30,034	40,045	39,900	145	1,300
TOTAL DEPARTMENT MANAGED COSTS	79,439	111,787	117,544	99,446	123,986	138,056	(14,070)	(20,512)
ALLOCATED COSTS								
TOTAL EXPENDITURES	79,439	111,787	117,544	99,446	123,986	138,056	(14,070)	(20,512)
TOTAL FUND REDUCTIONS	79,439	111,787	117,544	99,446	123,986	138,056	(14,070)	(20,512)

Fund Balance

BOY Balance	+	2020 FY Run Rate Sources	-	2020 FY Run Rate Uses	=	Expected EOY 2020 Balance	Expected SOY 2021	+	2021 Budget Sources	-	2021 Budget Uses	=	Expected EOY 2021
5,115	+	126,678	-	123,986	=	7,807	7,807	+	138,056	-	138,056	=	7,807

NOTES

- 2020 RUN =

  Revenues = Finance Forecast

  Expenses
  - Personnel = YTD Costs/Number of Payroll Periods completed * 26 (total payroll periods in a year)
  - Debt Service, Transfers from/To, Payments to Others, Worker's Comp Admin Fees, Insurance & Other Benefits = Budget unless YTD actual is greater
  - All other expenses = (YTD Costs / # months completed -1) * 12 months

CHEROKEE COUNTY BOARD OF COMMISSIONERS
VETERANS COURT FUND
2021 HEADCOUNT

		2018 Budget				2019 Budget				2020 Budget				2021 Budget			
		FT	PT	SPT	Total	FT	PT	SPT	Total	FT	PT	SPT	Total	FT	PT	SPT	Total
VETERANS ACCOUNTABILITY COURT (2153)	VTCC - VETERANS COURT COORDINATOR	1.00	0.00	0.00	1.00	1.00	0.00	0.00	1.00	1.00	0.00	0.00	1.00	0.00	0.00	0.00	0.00
	Total	**1.00**	**0.00**	**0.00**	**1.00**	**1.00**	**0.00**	**0.00**	**1.00**	**1.00**	**0.00**	**0.00**	**1.00**	**0.00**	**0.00**	**0.00**	**0.00**
VETERANS ACCOUNTABILITY COURT (2164)	VTCC - VETERANS COURT COORDINATOR	0.00	0.00	0.00	0.00	0.00	0.00	0.00	0.00	0.00	0.00	0.00	0.00	1.00	0.00	0.00	1.00
	Total	**0.00**	**0.00**	**0.00**	**0.00**	**0.00**	**0.00**	**0.00**	**0.00**	**0.00**	**0.00**	**0.00**	**0.00**	**1.00**	**0.00**	**0.00**	**1.00**
Total		**1.00**	**0.00**	**0.00**	**1.00**	**1.00**	**0.00**	**0.00**	**1.00**	**1.00**	**0.00**	**0.00**	**1.00**	**1.00**	**0.00**	**0.00**	**1.00**

2021 DEPARTMENT BUDGET/FORECAST REPORT - JUVENILE DRUG COURT (262)
AS OF 7/31/2020/ (21.5 PayPeriods - 82.69% of Year Lapsed)

	YEAR OVER YEAR INFORMATION						YOY VARIANCE (100%)	
	2018 Actual	2019 Actual	2020 Budget	2020 YTD	2020 Run	2021 Commission Budget	2020 R V 2021 B	2020 B V 2021 B
JUVENILE DRUG COURT (262)								
ALL FUNDING SOURCES								
INTERGOVT								
331111 - FEDERAL DIRECT CRIME/CORR	0	0	103,594	30,764	103,594	96,406	7,188	7,188
334151 - STATE GRANT OPERATING	0	0	0	0	0	36,765	(36,765)	(36,765)
TOTAL INTERGOVT	0	0	103,594	30,764	103,594	133,171	(29,577)	(29,577)
FINES & FORFEITURES								
351114 - FINES - ACCOUNTABILITY COURTS	0	0	1,000	0	1,000	1,000	0	0
TOTAL FINES & FORFEITURES	0	0	1,000	0	1,000	1,000	0	0
CONTRIBUTIONS								
TRANSFERS FROM/TO								
391255 - TRANSFER IN FROM DATE FUND	0	0	33,329	10,255	33,329	49,585	(16,256)	(16,256)
TOTAL TRANSFERS FROM/TO	0	0	33,329	10,255	33,329	49,585	(16,256)	(16,256)
TOTAL ALL FUNDING SOURCES	0	0	137,923	41,019	137,923	183,756	(45,833)	(45,833)
EXPENDITURES								
DEPARTMENT MANAGED COSTS								

2021 DEPARTMENT BUDGET/FORECAST REPORT - JUVENILE DRUG COURT (262)
AS OF 7/31/2020/ (21.5 PayPeriods - 82.69% of Year Lapsed)

	YEAR OVER YEAR INFORMATION						YOY VARIANCE (100%)	
	2018 Actual	2019 Actual	2020 Budget	2020 YTD	2020 Run	2021 Commission Budget	2020 R V 2021 B	2020 B V 2021 B
PERSONNEL (ALL 51S EXCEPT WC)								
511100 - REGULAR EMPLOYEES	0	0	50,200	27,996	33,856	52,208	(18,352)	(2,008)
TOTAL COMPENSATION	0	0	50,200	27,996	33,856	52,208	(18,352)	(2,008)
512101 - GROUP INSURANCE - HEALTH	0	0	6,753	6,210	7,510	19,028	(11,518)	(12,275)
512102 - GROUP INSURANCE - LIFE	0	0	72	24	29	61	(32)	11
512103 - GROUP INSURANCE - DENTAL	0	0	209	177	214	460	(246)	(251)
512104 - GROUP INSURANCE-LONG TERM DIS	0	0	133	52	63	134	(71)	(1)
512105 - GROUP INSURANCE-SHORT TERM DIS	0	0	28	12	14	28	(14)	0
512106 - EMPLOYEE ASSISTANCE PROGRAM	0	0	9	4	5	9	(4)	0
512403 - DEFINED BENEFIT PLAN	0	0	7,530	4,199	5,078	8,353	(3,275)	(823)
TOTAL BENEFITS	0	0	14,734	10,678	12,913	28,073	(15,160)	(13,339)
512200 - SOCIAL SECURITY (FICA) CONT	0	0	3,112	1,607	1,943	3,236	(1,293)	(124)
512300 - MEDICARE	0	0	728	376	454	757	(303)	(29)
TOTAL PAYROLL TAXES	0	0	3,840	1,983	2,398	3,993	(1,595)	(153)
TOTAL PERSONNEL (ALL 51S EXCEPT WC)	0	0	68,774	40,657	49,166	84,274	(35,108)	(15,500)
OPERATING COSTS (52S AND 53S)								
521200 - PROFESSIONAL SERVICES	0	0	50,168	0	0	75,497	(75,497)	(25,329)
521225 - PROF SVCS/TRANSPORTATION	0	0	0	0	0	2,000	(2,000)	(2,000)
522320 - RENTAL OF EQUIPMENT AND VEHICL	0	0	1,639	592	790	1,639	(849)	0
523201 - CELL PHONE	0	0	0	272	362	888	(526)	(888)
523202 - COMMUNICATIONS - NON ALLOCATED	0	0	888	0	0	0	0	888
523500 - TRAVEL	0	0	4,000	3,007	4,009	8,490	(4,481)	(4,490)
523600 - DUES AND FEES	0	0	125	0	0	0	0	125
531100 - GENERAL SUPPLIES AND MATERIALS	0	0	5,125	2,580	3,440	10,968	(7,528)	(5,843)
531660 - NON ASSET COMPUTER EQUIPMENT	0	0	7,204	3,050	4,067	0	4,067	7,204
TOTAL OPERATING COSTS (52S AND 53S)	0	0	69,149	9,501	12,668	99,482	(86,814)	(30,333)
TOTAL DEPARTMENT MANAGED COSTS	0	0	137,923	50,158	61,835	183,756	(121,921)	(45,833)
TOTAL EXPENDITURES	0	0	137,923	50,158	61,835	183,756	(121,921)	(45,833)
TOTAL FUND REDUCTIONS	0	0	137,923	50,158	61,835	183,756	(121,921)	(45,833)

2021 DEPARTMENT BUDGET/FORECAST REPORT - JUVENILE DRUG COURT (262)
AS OF 7/31/2020/ (21.5 PayPeriods - 82.69% of Year Lapsed)

YEAR OVER YEAR INFORMATION						YOY VARIANCE (100%)	
2018 Actual	2019 Actual	2020 Budget	2020 YTD	2020 Run	2021 Commission Budget	2020 R V 2021 B	2020 B V 2021 B

Fund Balance

BOY Balance		2020 FY Run Rate Sources		2020 FY Run Rate Uses		Expected EOY 2020 Balance	Expected SOY 2021		2021 Budget Sources		2021 Budget Uses		Expected EOY 2021
0	+	137,923	-	61,835	=	76,088	76,088	+	183,756	-	183,756	=	76,088

NOTES

- 2020 RUN =

Revenues = Finance Forecast

Expenses

- Personnel = YTD Costs/Number of Payroll Periods completed * 26 (total payroll periods in a year)
- Debt Service, Transfers from/To, Payments to Others, Worker's Comp Admin Fees, Insurance & Other Benefits = Budget unless YTD actual is greater
- All other expenses = (YTD Costs / # months completed -1) * 12 months

CHEROKEE COUNTY BOARD OF COMMISSIONERS
JUVENILE DRUG COURT
2021 HEADCOUNT

		2021 Budget			
		FT	PT	SPT	Total
JUVENILE DRUG COURT (2620)	JDTC - JUVENILE DRUG TREATMENT COORDI	1.00	0.00	0.00	1.00
	Total	**1.00**	**0.00**	**0.00**	**1.00**
Total		**1.00**	**0.00**	**0.00**	**1.00**

2021 DEPARTMENT BUDGET/FORECAST REPORT - JAIL FUND (271)
AS OF 7/31/2020/ (21.5 PayPeriods - 82.69% of Year Lapsed)

	YEAR OVER YEAR INFORMATION						YOY VARIANCE (100%)	
	2018 Actual	2019 Actual	2020 Budget	2020 YTD	2020 Run	2021 Commission Budget	2020 R V 2021 B	2020 B V 2021 B
JAIL FUND (271)								
ALL FUNDING SOURCES								
FINES & FORFEITURES								
351110 - FINES/ FORFEITURES-SUPERIOR CT	33,351	38,301	40,000	32,076	42,079	40,000	2,079	0
351120 - FINES/ FORFEITURES-STATE CT	192,438	177,391	160,000	90,866	130,869	160,000	(29,131)	0
351130 - FINES/ FORFEITURES-MAGISTRATE	10,109	7,313	7,000	3,348	5,101	7,000	(1,899)	0
351160 - FINES/ FORFEITURES-JUVENILE CT	4,082	4,073	5,000	1,495	2,742	5,000	(2,258)	0
351171 - CITY OF CANTON COURT FINES	63,428	61,175	55,000	35,106	53,442	55,000	(1,558)	0
351172 - HOLLY SPRINGS COURT FINES	37,052	60,751	38,000	45,921	55,418	50,000	5,418	(12,000)
351173 - WOODSTOCK COURT FINES	107,960	110,848	85,000	42,656	78,075	95,000	(16,925)	(10,000)
351174 - BALL GROUND COURT FINES	7,449	7,209	5,000	3,842	5,089	5,000	89	0
351400 - ADDITIONAL PENALTY ASSESSMENTS	0	480	0	0	0	0	0	0
TOTAL FINES & FORFEITURES	455,869	467,541	395,000	255,309	372,815	417,000	(44,185)	(22,000)
INVSMT REVENUE								
361000 - INTEREST REVENUES	8,243	12,482	8,000	5,104	5,204	2,500	2,704	5,500
TOTAL INVSMT REVENUE	8,243	12,482	8,000	5,104	5,204	2,500	2,704	5,500
MISC REVENUE								
383010 - MISCELLANEOUS REIMBURSEMENTS	0	0	0	156	156	0	156	0
TOTAL MISC REVENUE	0	0	0	156	156	0	156	0
SALE OF ASSETS								
392100 - SALE OF ASSETS	1,215	0	0	0	0	0	0	0
TOTAL SALE OF ASSETS	1,215	0	0	0	0	0	0	0
USE OF RESERVES								
389000 - USE OF RESERVES	0	0	(67,637)	0	0	418,283	0	0
TOTAL USE OF RESERVES	0	0	(67,637)	0	0	418,283	0	0
TOTAL ALL FUNDING SOURCES	465,327	480,023	335,363	260,568	378,175	837,783	(459,608)	(502,420)
EXPENDITURES								
DEPARTMENT MANAGED COSTS								

2021 DEPARTMENT BUDGET/FORECAST REPORT - JAIL FUND (271)
AS OF 7/31/2020/ (21.5 PayPeriods - 82.69% of Year Lapsed)

	YEAR OVER YEAR INFORMATION						YOY VARIANCE (100%)	
	2018 Actual	2019 Actual	2020 Budget	2020 YTD	2020 Run	2021 Commission Budget	2020 R V 2021 B	2020 B V 2021 B
OPERATING COSTS (52S AND 53S)								
522200 - REPAIRS AND MAINTENANCE	27,800	0	0	32,470	43,293	500,000	(456,707)	(500,000)
523101 - PRISONER CATASTROPTIC INS	193,816	209,742	219,734	204,256	272,342	219,734	52,608	0
TOTAL OPERATING COSTS (52S AND 53S)	221,616	209,742	219,734	236,726	315,635	719,734	(404,099)	(500,000)
CAPITAL (54S)								
542500 - OTHER EQUIPMENT	0	58,330	0	0	0	0	0	0
TOTAL CAPITAL (54S)	0	58,330	0	0	0	0	0	0
TOTAL DEPARTMENT MANAGED COSTS	221,616	268,072	219,734	236,726	315,635	719,734	(404,099)	(500,000)
NON DEPARTMENT MANAGED COSTS								
ALLOCATED COSTS								
522110 - DISPOSAL	18,061	21,705	23,000	16,387	21,849	23,000	(1,151)	0
522130 - CUSTODIAL SERVICES	62,196	32,676	34,562	28,802	38,402	36,982	1,420	(2,420)
531520 - NATURAL GAS	35,529	40,295	58,067	24,095	32,126	58,067	(25,941)	0
TOTAL ALLOCATED COSTS	115,785	94,677	115,629	69,283	92,377	118,049	(25,672)	(2,420)
TOTAL NON DEPARTMENT MANAGED COSTS	115,785	94,677	115,629	69,283	92,377	118,049	(25,672)	(2,420)
TOTAL EXPENDITURES	337,402	362,749	335,363	306,009	408,013	837,783	(429,770)	(502,420)
INTERFUND TRANSFERS								
TRANSFERS FROM/TO								
TOTAL FUND REDUCTIONS	337,402	362,749	335,363	306,009	408,013	837,783	(429,770)	(502,420)

Fund Balance

BOY Balance	+	2020 FY Run Rate Sources	-	2020 FY Run Rate Uses	=	Expected EOY 2020 Balance	Expected SOY 2021	+	2021 Budget Sources	-	2021 Budget Uses	=	Expected EOY 2021
1,071,630	+	378,175	-	408,013	=	1,041,792	1,041,792	+	419,500	-	837,783	=	623,509

2021 DEPARTMENT BUDGET/FORECAST REPORT - JAIL FUND (271)
AS OF 7/31/2020/ (21.5 PayPeriods - 82.69% of Year Lapsed)

YEAR OVER YEAR INFORMATION						YOY VARIANCE (100%)	
2018 Actual	2019 Actual	2020 Budget	2020 YTD	2020 Run	2021 Commission Budget	2020 R V 2021 B	2020 B V 2021 B

NOTES

- 2020 RUN =

  Revenues = Finance Forecast

  Expenses
  - Personnel = YTD Costs/Number of Payroll Periods completed * 26 (total payroll periods in a year)
  - Debt Service, Transfers from/To, Payments to Others, Worker's Comp Admin Fees, Insurance & Other Benefits = Budget unless YTD actual is greater
  - All other expenses = (YTD Costs / # months completed -1) * 12 months

2021 DEPARTMENT BUDGET/FORECAST REPORT - SHERIFF'S COMMISSARY FUND (272)
AS OF 7/31/2020/ (21.5 PayPeriods - 82.69% of Year Lapsed)

	YEAR OVER YEAR INFORMATION						YOY VARIANCE (100%)	
	2018 Actual	2019 Actual	2020 Budget	2020 YTD	2020 Run	2021 Commission Budget	2020 R V 2021 B	2020 B V 2021 B
SHERIFF'S COMMISSARY FUND (272)								
ALL FUNDING SOURCES								
CHARGES FOR SVCS								
349900 - OTHER FEES COLLECTED	713,179	771,859	600,000	441,785	600,000	800,000	(200,000)	(200,000)
TOTAL CHARGES FOR SVCS	713,179	771,859	600,000	441,785	600,000	800,000	(200,000)	(200,000)
INVSMT REVENUE								
TOTAL ALL FUNDING SOURCES	713,179	771,859	600,000	441,785	600,000	800,000	0	0
EXPENDITURES								
DEPARTMENT MANAGED COSTS								
OPERATING COSTS (52S AND 53S)								
531100 - GENERAL SUPPLIES AND MATERIALS	524,329	738,861	600,000	464,765	619,686	800,000	(180,314)	(200,000)
TOTAL OPERATING COSTS (52S AND 53S)	524,329	738,861	600,000	464,765	619,686	800,000	(180,314)	(200,000)
TOTAL DEPARTMENT MANAGED COSTS	524,329	738,861	600,000	464,765	619,686	800,000	(180,314)	(200,000)
TOTAL EXPENDITURES	524,329	738,861	600,000	464,765	619,686	800,000	(180,314)	(200,000)
TOTAL FUND REDUCTIONS	524,329	738,861	600,000	464,765	619,686	800,000	(180,314)	(200,000)

Fund Balance

BOY Balance	+	2020 FY Run Rate Sources	-	2020 FY Run Rate Uses	=	Expected EOY 2020 Balance	Expected SOY 2021	+	2021 Budget Sources	-	2021 Budget Uses	=	Expected EOY 2021
675,410	+	600,000	-	619,686	=	655,723	655,723	+	800,000	-	800,000	=	655,723

2021 DEPARTMENT BUDGET/FORECAST REPORT - SHERIFF'S COMMISSARY FUND (272)
AS OF 7/31/2020/ (21.5 PayPeriods - 82.69% of Year Lapsed)

YEAR OVER YEAR INFORMATION						YOY VARIANCE (100%)	
2018 Actual	2019 Actual	2020 Budget	2020 YTD	2020 Run	2021 Commission Budget	2020 R V 2021 B	2020 B V 2021 B

NOTES

- 2020 RUN =

  Revenues = Finance Forecast

  Expenses
  - Personnel = YTD Costs/Number of Payroll Periods completed * 26 (total payroll periods in a year)
  - Debt Service, Transfers from/To, Payments to Others, Worker's Comp Admin Fees, Insurance & Other Benefits = Budget unless YTD actual is greater
  - All other expenses = (YTD Costs / # months completed -1) * 12 months

2021 DEPARTMENT BUDGET/FORECAST REPORT - FEDERAL FORFEITURE/SEIZED FUND (273)
AS OF 7/31/2020/ (21.5 PayPeriods - 82.69% of Year Lapsed)

	YEAR OVER YEAR INFORMATION						YOY VARIANCE (100%)	
	2018 Actual	2019 Actual	2020 Budget	2020 YTD	2020 Run	2021 Commission Budget	2020 R V 2021 B	2020 B V 2021 B
FEDERAL FORFEITURE/SEIZED FUND (273)								
ALL FUNDING SOURCES								
INTERGOVT								
331111 - FEDERAL DIRECT CRIME/CORR	0	0	0	36,934	29,797	0	29,797	0
331115 - EQUIT SHRNG FD C&C	0	110,092	140,000	28,051	140,000	140,000	0	0
TOTAL INTERGOVT	0	110,092	140,000	64,985	169,797	140,000	29,797	0
FINES & FORFEITURES								
351110 - FINES/ FORFEITURES-SUPERIOR CT	172,296	0	0	0	0	0	0	0
TOTAL FINES & FORFEITURES	172,296	0	0	0	0	0	0	0
INVSMT REVENUE								
361000 - INTEREST REVENUES	74	1	0	0	0	0	0	0
TOTAL INVSMT REVENUE	74	1	0	0	0	0	0	0
383010 - MISCELLANEOUS REIMBURSEMENTS	0	0	0	2,924	2,924	0	2,924	0
TOTAL MISC REVENUE	0	0	0	2,924	2,924	0	2,924	0
BOND/DEBT PROCEEDS								
393600 - INSURANCE RECOVERY	0	15,862	0	12,155	12,155	0	12,155	0
TOTAL BOND/DEBT PROCEEDS	0	15,862	0	12,155	12,155	0	12,155	0
USE OF RESERVES								
391254 - TRANSFER FROM DA CONFISCATION	0	0	0	892	892	0	892	0
TOTAL TRANSFERS FROM/TO	0	0	0	892	892	0	892	0
TOTAL ALL FUNDING SOURCES	172,369	125,955	140,000	80,956	185,768	140,000	45,768	0
EXPENDITURES								
DEPARTMENT MANAGED COSTS								

2021 DEPARTMENT BUDGET/FORECAST REPORT - FEDERAL FORFEITURE/SEIZED FUND (273)
AS OF 7/31/2020/ (21.5 PayPeriods - 82.69% of Year Lapsed)

	YEAR OVER YEAR INFORMATION						YOY VARIANCE (100%)	
	2018 Actual	2019 Actual	2020 Budget	2020 YTD	2020 Run	2021 Commission Budget	2020 R V 2021 B	2020 B V 2021 B
OPERATING COSTS (52S AND 53S)								
523500 - TRAVEL	0	1,719	5,000	1,080	1,440	0	1,440	5,000
523700 - EDUCATION AND TRAINING	0	10,475	30,000	9,168	12,223	0	12,223	30,000
531100 - GENERAL SUPPLIES AND MATERIALS	0	12,016	40,000	36,550	48,733	0	48,733	40,000
531600 - SMALL EQUIPMENT	86,710	26,950	30,000	25,204	33,606	90,000	(56,394)	(60,000)
531700 - OTHER SUPPLIES	0	2,638	5,000	0	0	0	0	5,000
TOTAL OPERATING COSTS (52S AND 53S)	86,710	53,798	110,000	72,002	96,002	90,000	6,002	20,000
CAPITAL (54S)								
541350 - BUILDING IMPROVEMENTS	25,168	0	0	0	0	0	0	0
542200 - VEHICLES	77,144	0	30,000	49,986	66,648	50,000	16,648	(20,000)
TOTAL CAPITAL (54S)	102,312	0	30,000	49,986	66,648	50,000	16,648	(20,000)
TOTAL DEPARTMENT MANAGED COSTS	189,022	53,798	140,000	121,987	162,650	140,000	22,650	0
TOTAL EXPENDITURES	189,022	53,798	140,000	121,987	162,650	140,000	22,650	0
INTERFUND TRANSFERS								
TRANSFERS FROM/TO								
611210 - TRANS TO SHERIFF FORFEITURES	0	53,678	0	0	0	0	0	0
TOTAL TRANSFERS FROM/TO	0	53,678	0	0	0	0	0	0
TOTAL INTERFUND TRANSFERS	0	53,678	0	0	0	0	0	0
TOTAL FUND REDUCTIONS	189,022	107,476	140,000	121,987	162,650	140,000	22,650	0

Fund Balance

BOY Balance	+	2020 FY Run Rate Sources	-	2020 FY Run Rate Uses	=	Expected EOY 2020 Balance	Expected SOY 2021	+	2021 Budget Sources	-	2021 Budget Uses	=	Expected EOY 2021
136,701	+	185,768	-	162,650	=	159,819	159,819	+	140,000	-	140,000	=	159,819

2021 DEPARTMENT BUDGET/FORECAST REPORT - FEDERAL FORFEITURE/SEIZED FUND (273)
AS OF 7/31/2020/ (21.5 PayPeriods - 82.69% of Year Lapsed)

YEAR OVER YEAR INFORMATION						YOY VARIANCE (100%)	
2018 Actual	2019 Actual	2020 Budget	2020 YTD	2020 Run	2021 Commission Budget	2020 R V 2021 B	2020 B V 2021 B

NOTES

- 2020 RUN =

  Revenues = Finance Forecast

  Expenses
  - Personnel = YTD Costs/Number of Payroll Periods completed * 26 (total payroll periods in a year)
  - Debt Service, Transfers from/To, Payments to Others, Worker's Comp Admin Fees, Insurance & Other Benefits = Budget unless YTD actual is greater
  - All other expenses = (YTD Costs / # months completed -1) * 12 months

2021 DEPARTMENT BUDGET/FORECAST REPORT - HOTEL/ MOTEL TAX FUND (275)
AS OF 7/31/2020/ (21.5 PayPeriods - 82.69% of Year Lapsed)

	YEAR OVER YEAR INFORMATION						YOY VARIANCE (100%)	
	2018 Actual	2019 Actual	2020 Budget	2020 YTD	2020 Run	2021 Commission Budget	2020 R V 2021 B	2020 B V 2021 B
HOTEL/ MOTEL TAX FUND (275)								
ALL FUNDING SOURCES								
TAXES								
314100 - HOTEL/MOTEL	211,797	338,415	207,000	152,122	206,525	255,000	(48,475)	(48,000)
TOTAL TAXES	211,797	338,415	207,000	152,122	206,525	255,000	(48,475)	(48,000)
TOTAL ALL FUNDING SOURCES	211,797	338,415	207,000	152,122	206,525	255,000	(48,475)	(48,000)
EXPENDITURES								
DEPARTMENT MANAGED COSTS								
NON-OPERATIONAL COSTS								
572001 - PMTS TO DEVELOPMENT AUTHORITY	50,000	15,000	15,000	12,500	15,000	15,000	0	0
572002 - PMTS TO CHAMBER OF COMMERCE	50,000	50,000	50,000	41,667	50,000	50,000	0	0
TOTAL NON-OPERATIONAL COSTS	100,000	65,000	65,000	54,167	65,000	65,000	0	0
TOTAL DEPARTMENT MANAGED COSTS	100,000	65,000	65,000	54,167	65,000	65,000	0	0
TOTAL EXPENDITURES	100,000	65,000	65,000	54,167	65,000	65,000	0	0
INTERFUND TRANSFERS								
TRANSFERS FROM/TO								
611555 - TRANSFER TO CONFERENCE CENTER	111,797	273,415	142,000	146,921	146,921	190,000	(43,079)	(48,000)
TOTAL TRANSFERS FROM/TO	111,797	273,415	142,000	146,921	146,921	190,000	(43,079)	(48,000)
TOTAL INTERFUND TRANSFERS	111,797	273,415	142,000	146,921	146,921	190,000	(43,079)	(48,000)
TOTAL FUND REDUCTIONS	211,797	338,415	207,000	201,088	211,921	255,000	(43,079)	(48,000)

2021 DEPARTMENT BUDGET/FORECAST REPORT - HOTEL/ MOTEL TAX FUND (275)
AS OF 7/31/2020/ (21.5 PayPeriods - 82.69% of Year Lapsed)

YEAR OVER YEAR INFORMATION						YOY VARIANCE (100%)	
2018 Actual	2019 Actual	2020 Budget	2020 YTD	2020 Run	2021 Commission Budget	2020 R V 2021 B	2020 B V 2021 B

Fund Balance

BOY Balance		2020 FY Run Rate Sources		2020 FY Run Rate Uses		Expected EOY 2020 Balance	Expected SOY 2021		2021 Budget Sources		2021 Budget Uses		Expected EOY 2021
0	+	206,525	-	211,921	=	(5,396)	(5,396)	+	255,000	-	255,000	=	(5,396)

NOTES

- 2020 RUN =

  Revenues = Finance Forecast

  Expenses
  - Personnel = YTD Costs/Number of Payroll Periods completed * 26 (total payroll periods in a year)
  - Debt Service, Transfers from/To, Payments to Others, Worker's Comp Admin Fees, Insurance & Other Benefits = Budget unless YTD actual is greater
  - All other expenses = (YTD Costs / # months completed -1) * 12 months

Impact Fee Fund

2021 DEPARTMENT BUDGET/FORECAST REPORT - IMPACT FEE FUND (295)
AS OF 7/31/2020/ (21.5 PayPeriods - 82.69% of Year Lapsed)

	YEAR OVER YEAR INFORMATION						YOY VARIANCE (100%)	
	2018 Actual	2019 Actual	2020 Budget	2020 YTD	2020 Run	2021 Commission Budget	2020 R V 2021 B	2020 B V 2021 B
IMPACT FEE FUND (295)								
ALL FUNDING SOURCES								
INTERGOVT								
337000 - LOCAL GOV SHARED REV - CANTON	250,377	364,570	254,520	173,196	254,520	122,447	132,073	132,073
TOTAL INTERGOVT	250,377	364,570	254,520	173,196	254,520	122,447	132,073	132,073
CHARGES FOR SVCS								
341320 - IMPACT FEES	1,941,484	1,611,678	1,586,758	1,735,743	1,989,490	1,817,603	171,887	(230,845)
TOTAL CHARGES FOR SVCS	1,941,484	1,611,678	1,586,758	1,735,743	1,989,490	1,817,603	171,887	(230,845)
INVSMT REVENUE								
361000 - INTEREST REVENUES	106,013	214,375	202,446	105,776	108,776	50,000	58,776	152,446
TOTAL INVSMT REVENUE	106,013	214,375	202,446	105,776	108,776	50,000	58,776	152,446
USE OF RESERVES								
389000 - USE OF RESERVES	0	0	778,643	0	0	3,696,046	0	0
TOTAL USE OF RESERVES	0	0	778,643	0	0	3,696,046	0	0
TOTAL ALL FUNDING SOURCES	2,297,874	2,190,622	2,822,367	2,014,715	2,352,786	5,686,096	(3,333,310)	(2,863,729)
EXPENDITURES								
DEPARTMENT MANAGED COSTS								

2021 DEPARTMENT BUDGET/FORECAST REPORT - IMPACT FEE FUND (295)
AS OF 7/31/2020/ (21.5 PayPeriods - 82.69% of Year Lapsed)

	YEAR OVER YEAR INFORMATION						YOY VARIANCE (100%)	
	2018 Actual	2019 Actual	2020 Budget	2020 YTD	2020 Run	2021 Commission Budget	2020 R V 2021 B	2020 B V 2021 B
PERSONNEL (ALL 51S EXCEPT WC)								
511100 - REGULAR EMPLOYEES	0	0	13,935	14,366	17,373	14,927	2,446	(992)
511200 - PART TIME/TEMP EMPLOYEES	188	0	600	600	726	600	126	0
TOTAL COMPENSATION	188	0	14,535	14,966	18,098	15,527	2,571	(992)
512101 - GROUP INSURANCE - HEALTH	0	0	548	506	612	4,972	(4,360)	(4,424)
512102 - GROUP INSURANCE - LIFE	0	0	16	13	16	150	(134)	(134)
512103 - GROUP INSURANCE - DENTAL	0	0	66	59	71	636	(565)	(570)
512104 - GROUP INSURANCE-LONG TERM DIS	0	0	36	29	35	333	(298)	(297)
512105 - GROUP INSURANCE-SHORT TERM DIS	0	0	6	5	6	53	(47)	(47)
512106 - EMPLOYEE ASSISTANCE PROGRAM	0	0	2	1	2	20	(18)	(18)
512403 - DEFINED BENEFIT PLAN	0	0	2,090	2,155	2,606	2,389	217	(299)
TOTAL BENEFITS	0	0	2,764	2,769	3,348	8,553	(5,205)	(5,789)
512200 - SOCIAL SECURITY (FICA) CONT	12	0	901	891	1,078	963	115	(62)
512300 - MEDICARE	3	0	211	208	252	225	27	(14)
TOTAL PAYROLL TAXES	14	0	1,112	1,100	1,330	1,188	142	(76)
TOTAL PERSONNEL (ALL 51S EXCEPT WC)	202	0	18,411	18,835	22,777	25,268	(2,491)	(6,857)
OPERATING COSTS (52S AND 53S)								
521200 - PROFESSIONAL SERVICES	29,492	0	79,350	15,870	21,160	150,000	(128,840)	(70,650)
TOTAL OPERATING COSTS (52S AND 53S)	29,492	0	79,350	15,870	21,160	150,000	(128,840)	(70,650)
CAPITAL (54S)								
541300 - BUILDINGS	0	0	150,000	0	0	0	0	150,000
541350 - BUILDING IMPROVEMENTS	0	0	63,778	52,978	70,638	0	70,638	63,778
542200 - VEHICLES	0	0	410,828	0	0	410,828	(410,828)	0
TOTAL CAPITAL (54S)	0	0	624,606	52,978	70,638	410,828	(340,190)	213,778
NON-OPERATIONAL COSTS								
572000 - PAYMENTS TO OTHER AGENCIES	100,000	100,000	100,000	100,000	100,000	100,000	0	0
TOTAL NON-OPERATIONAL COSTS	100,000	100,000	100,000	100,000	100,000	100,000	0	0
DEBT SERVICE								
TOTAL DEPARTMENT MANAGED COSTS	129,693	100,000	822,367	187,683	214,574	686,096	(471,522)	136,271
TOTAL EXPENDITURES	129,693	100,000	822,367	187,683	214,574	686,096	(471,522)	136,271
INTERFUND TRANSFERS								

2021 DEPARTMENT BUDGET/FORECAST REPORT - IMPACT FEE FUND (295)
AS OF 7/31/2020/ (21.5 PayPeriods - 82.69% of Year Lapsed)

	YEAR OVER YEAR INFORMATION						YOY VARIANCE (100%)	
	2018 Actual	2019 Actual	2020 Budget	2020 YTD	2020 Run	2021 Commission Budget	2020 R V 2021 B	2020 B V 2021 B
TRANSFERS FROM/TO								
611000 - OPERATING TRANSFERS OUT- _FUND	600,000	481,473	0	0	0	0	0	0
611323 - TRANSFER TO SPLOST '12	636,098	388,402	0	0	0	2,000,000	(2,000,000)	(2,000,000)
611324 - TRANSFER TO SPLOST '18	0	0	2,000,000	0	2,000,000	3,000,000	(1,000,000)	(1,000,000)
TOTAL TRANSFERS FROM/TO	1,236,098	869,875	2,000,000	0	2,000,000	5,000,000	(3,000,000)	(3,000,000)
TOTAL INTERFUND TRANSFERS	1,236,098	869,875	2,000,000	0	2,000,000	5,000,000	(3,000,000)	(3,000,000)
TOTAL FUND REDUCTIONS	1,365,792	969,875	2,822,367	187,683	2,214,574	5,686,096	(3,471,522)	(2,863,729)

Fund Balance

BOY Balance	+	2020 FY Run Rate Sources	-	2020 FY Run Rate Uses	=	Expected EOY 2020 Balance	Expected SOY 2021	+	2021 Budget Sources	-	2021 Budget Uses	=	Expected EOY 2021
10,233,191	+	2,352,786	-	2,214,574	=	10,371,403	10,371,403	+	1,990,050	-	5,686,096	=	6,675,357

NOTES

- 2020 RUN =

  Revenues = Finance Forecast

  Expenses
  - Personnel = YTD Costs/Number of Payroll Periods completed * 26 (total payroll periods in a year)
  - Debt Service, Transfers from/To, Payments to Others, Worker's Comp Admin Fees, Insurance & Other Benefits = Budget unless YTD actual is greater
  - All other expenses = (YTD Costs / # months completed -1) * 12 months

CHEROKEE COUNTY BOARD OF COMMISSIONERS
IMPACT FEES FUND
2021 HEADCOUNT

		2020 Budget				2021 Budget			
		FT	PT	SPT	Total	FT	PT	SPT	Total
IMPACT FEES (1514)	ACRM - ACCT. & REPORTS MANAGER	0.10	0.00	0.00	0.10	0.10	0.00	0.00	0.10
	PRPL - PRINCIPAL PLANNER	0.10	0.00	0.00	0.10	0.10	0.00	0.00	0.10
	Total	**0.20**	**0.00**	**0.00**	**0.20**	**0.20**	**0.00**	**0.00**	**0.20**
Total		**0.20**	**0.00**	**0.00**	**0.20**	**0.20**	**0.00**	**0.00**	**0.20**

Cherokee County Board of Commissioners
Impact Fees
FY 2021 Budget Spending Fund 295

Department	Project	Carryforward Amount	FY2021 Budget	Remaining Funds
Library	Buildings/ Books	2,162,289	100,000	2,062,289
Fire	Buildings/Equipment	1,236,062	410,828	825,234
Parks & Recreation	Various Projects	1,422,502		1,422,502
Roads	Various Projects	2,223,201	2,000,000	223,201
Public Safety Facility	Various Projects	3,883,148		3,883,148
Sheriff	Various Projects	61,454		61,454
Sheriff	Transfer to SPLOST Jail		3,000,000	(3,000,000)
Admin/CIE	CIE Update/Board Meetings	407,896	175,268	232,628
Total County Impact Fee Program		11,396,552	5,686,096	5,710,456
City of Canton Impact Fees		$ 472,815		472,815
Total Impact Fees		$ 11,869,367	$ 5,686,096	$ 6,183,271

SPLOST V Fund

2021 DEPARTMENT BUDGET/FORECAST REPORT - SPLOST V (322)
AS OF 7/31/2020/ (21.5 PayPeriods - 82.69% of Year Lapsed)

	YEAR OVER YEAR INFORMATION						YOY VARIANCE (100%)	
	2018 Actual	2019 Actual	2020 Budget	2020 YTD	2020 Run	2021 Commission Budget	2020 R V 2021 B	2020 B V 2021 B
SPLOST V (322)								
ALL FUNDING SOURCES								
INVSMT REVENUE								
361100 - SPLOST FUND INTEREST	19,302	33,673	20,000	12,810	13,010	5,000	8,010	15,000
TOTAL INVSMT REVENUE	19,302	33,673	20,000	12,810	13,010	5,000	8,010	15,000
MISC REVENUE								
USE OF RESERVES								
389000 - USE OF RESERVES	0	0	18,113	0	0	33,113	0	0
TOTAL USE OF RESERVES	0	0	18,113	0	0	33,113	0	0
TOTAL ALL FUNDING SOURCES	19,302	33,673	38,113	12,810	13,010	38,113	(25,103)	0
EXPENDITURES								
DEPARTMENT MANAGED COSTS								
CAPITAL (54S)								
542100 - MACHINERY	0	81,532	0	0	0	0	0	0
542200 - VEHICLES	0	0	11,832	0	0	0	0	11,832
542400 - COMPUTERS	0	0	26,281	0	0	38,113	(38,113)	(11,832)
TOTAL CAPITAL (54S)	0	81,532	38,113	0	0	38,113	(38,113)	0
NON-OPERATIONAL COSTS								
572000 - PAYMENTS TO OTHER AGENCIES	150,000	0	0	0	0	0	0	0
TOTAL NON-OPERATIONAL COSTS	150,000	0	0	0	0	0	0	0
TOTAL DEPARTMENT MANAGED COSTS	150,000	81,532	38,113	0	0	38,113	(38,113)	0
TOTAL EXPENDITURES	150,000	81,532	38,113	0	0	38,113	(38,113)	0
TOTAL FUND REDUCTIONS	150,000	81,532	38,113	0	0	38,113	(38,113)	0

2021 DEPARTMENT BUDGET/FORECAST REPORT - SPLOST V (322)
AS OF 7/31/2020/ (21.5 PayPeriods - 82.69% of Year Lapsed)

YEAR OVER YEAR INFORMATION						YOY VARIANCE (100%)	
2018 Actual	2019 Actual	2020 Budget	2020 YTD	2020 Run	2021 Commission Budget	2020 R V 2021 B	2020 B V 2021 B

Fund Balance

BOY Balance		2020 FY Run Rate Sources		2020 FY Run Rate Uses		Expected EOY 2020 Balance	Expected SOY 2021		2021 Budget Sources		2021 Budget Uses		Expected EOY 2021
1,637,600	+	13,010	-	0	=	1,650,610	1,650,610	+	5,000	-	38,113	=	1,617,497

NOTES

- 2020 RUN =

  Revenues = Finance Forecast

  Expenses
  - Personnel = YTD Costs/Number of Payroll Periods completed * 26 (total payroll periods in a year)
  - Debt Service, Transfers from/To, Payments to Others, Worker's Comp Admin Fees, Insurance & Other Benefits = Budget unless YTD actual is greater
  - All other expenses = (YTD Costs / # months completed -1) * 12 months

Cherokee County Board of Commissioners
SPLOST V (2006-2012)
FY 2021 Budget Spending Fund 322

Department	Project	Carryforward Amount	FY2021 Budget	Remaining Funds
Library	Books, Materials, Other Capital	1,534,528	-	1,534,528
Fire	Intellitime Time Keeping System	26,281	26,281	-
Public Works	Vehicles and Equipment	11,832	11,832	-
	Total	1,572,641	38,113	1,534,528

SPLOST 2012 Fund

2021 DEPARTMENT BUDGET/FORECAST REPORT - SPLOST 2012 (323)
AS OF 7/31/2020/ (21.5 PayPeriods - 82.69% of Year Lapsed)

	YEAR OVER YEAR INFORMATION						YOY VARIANCE (100%)	
	2018 Actual	2019 Actual	2020 Budget	2020 YTD	2020 Run	2021 Commission Budget	2020 R V 2021 B	2020 B V 2021 B
SPLOST 2012 (323)								
ALL FUNDING SOURCES								
TAXES								
313000 - SPLOST	29,012,739	0	0	0	0	0	0	0
TOTAL TAXES	29,012,739	0	0	0	0	0	0	0
INTERGOVT								
331350 - FEDERAL GRANTS-INDIRECT	83,258	98,798	418,395	354,663	418,395	0	418,395	418,395
334210 - STATE GRANTS-DIRECT	1,500	0	0	0	0	0	0	0
334310 - STATE GRANTS-DIRECT	2,248,227	500,000	1,150,000	0	1,150,000	0	1,150,000	1,150,000
336211 - CITY OF WALESKA	0	0	0	150,000	150,000	0	150,000	0
336212 - CITY OF HOLLY SPRINGS	6,880	33,820	0	4,400	4,400	0	4,400	0
336213 - CITY OF WOODSTOCK	18,157	12,781	0	0	0	0	0	0
TOTAL INTERGOVT	2,358,022	645,399	1,568,395	509,063	1,722,795	0	1,722,795	1,568,395
INVSMT REVENUE								
361100 - SPLOST FUND INTEREST	893,632	1,270,293	500,000	378,373	388,373	200,000	188,373	300,000
TOTAL INVSMT REVENUE	893,632	1,270,293	500,000	378,373	388,373	200,000	188,373	300,000
MISC REVENUE								
380000 - MISCELLANEOUS REVENUE	14,300	65,221	0	0	0	0	0	0
383010 - MISCELLANEOUS REIMBURSEMENTS	69,812	124,466	0	0	0	0	0	0
TOTAL MISC REVENUE	84,112	189,687	0	0	0	0	0	0
SALE OF ASSETS								
392100 - SALE OF ASSETS	5,150	0	0	0	0	0	0	0
TOTAL SALE OF ASSETS	5,150	0	0	0	0	0	0	0
BOND/DEBT PROCEEDS								
393600 - INSURANCE RECOVERY	377,951	0	0	0	0	0	0	0
TOTAL BOND/DEBT PROCEEDS	377,951	0	0	0	0	0	0	0
USE OF RESERVES								
389000 - USE OF RESERVES	0	0	33,698,515	0	0	18,335,762	0	0
TOTAL USE OF RESERVES	0	0	33,698,515	0	0	18,335,762	0	0

2021 DEPARTMENT BUDGET/FORECAST REPORT - SPLOST 2012 (323)
AS OF 7/31/2020/ (21.5 PayPeriods - 82.69% of Year Lapsed)

	YEAR OVER YEAR INFORMATION						YOY VARIANCE (100%)	
	2018 Actual	2019 Actual	2020 Budget	2020 YTD	2020 Run	2021 Commission Budget	2020 R V 2021 B	2020 B V 2021 B
TRANSFERS FROM/TO								
391270 - TRANSFER IN FROM FIRE FUND	2,063,165	0	0	0	0	0	0	0
391295 - TRANSFER IN FROM IMPACT FEES	1,236,098	869,875	0	0	0	2,000,000	(2,000,000)	(2,000,000)
391323 - TRANSFER FROM SPLOST 2012	82,736	0	0	0	0	0	0	0
391324 - TRANSFER FROM SPLOST 2018	0	0	150,000	150,000	150,000	0	150,000	150,000
TOTAL TRANSFERS FROM/TO	3,382,000	869,875	150,000	150,000	150,000	2,000,000	(1,850,000)	(1,850,000)
TOTAL ALL FUNDING SOURCES	36,113,607	2,975,254	35,916,910	1,037,436	2,261,168	20,535,762	(18,274,594)	15,381,148
EXPENDITURES								
DEPARTMENT MANAGED COSTS								
PERSONNEL (ALL 51S EXCEPT WC)								
511100 - REGULAR EMPLOYEES	1,521,723	235,796	109,924	116,045	140,333	0	140,333	109,924
511115 - PERFECT ATTENDANCE	7,375	0	0	0	0	0	0	0
511200 - PART TIME/TEMP EMPLOYEES	39,916	0	0	0	0	0	0	0
511300 - OVERTIME	8,463	0	0	0	0	0	0	0
TOTAL COMPENSATION	1,577,477	235,796	109,924	116,045	140,333	0	140,333	109,924
512101 - GROUP INSURANCE - HEALTH	255,323	30,332	9,620	18,616	22,512	0	22,512	9,620
512102 - GROUP INSURANCE - LIFE	3,117	190	129	104	125	0	125	129
512103 - GROUP INSURANCE - DENTAL	8,211	978	371	446	539	0	539	371
512104 - GROUP INSURANCE-LONG TERM DIS	3,528	701	285	436	527	0	527	285
512105 - GROUP INSURANCE-SHORT TERM DIS	203	563	48	240	290	0	290	48
512106 - EMPLOYEE ASSISTANCE PROGRAM	200	14	17	9	11	0	11	17
512403 - DEFINED BENEFIT PLAN	167,452	26,402	16,489	16,325	19,742	0	19,742	16,489
TOTAL BENEFITS	438,032	59,180	26,959	36,175	43,747	0	43,747	26,959
512200 - SOCIAL SECURITY (FICA) CONT	92,070	13,412	6,814	6,660	8,054	0	8,054	6,814
512300 - MEDICARE	21,533	3,160	1,594	1,559	1,886	0	1,886	1,594
TOTAL PAYROLL TAXES	113,603	16,572	8,408	8,219	9,940	0	9,940	8,408
TOTAL PERSONNEL (ALL 51S EXCEPT WC)	2,129,112	311,548	145,291	160,439	194,020	0	194,020	145,291

2021 DEPARTMENT BUDGET/FORECAST REPORT - SPLOST 2012 (323)
AS OF 7/31/2020/ (21.5 PayPeriods - 82.69% of Year Lapsed)

	YEAR OVER YEAR INFORMATION						YOY VARIANCE (100%)	
	2018 Actual	2019 Actual	2020 Budget	2020 YTD	2020 Run	2021 Commission Budget	2020 R V 2021 B	2020 B V 2021 B
OPERATING COSTS (52S AND 53S)								
521200 - PROFESSIONAL SERVICES	28,758	0	0	0	0	0	0	0
521230 - PROF SVCS/TREE REMOVAL	47,945	0	0	0	0	0	0	0
521250 - PROF SVCS/CURB-GUTTER;CONCRETE	108,517	0	0	0	0	0	0	0
522115 - DISPOSAL-ROAD DEBRIS	1,084	0	0	0	0	0	0	0
522200 - REPAIRS AND MAINTENANCE	1,522	0	0	0	0	0	0	0
522212 - BUILDING/GROUNDS	1,853	0	0	0	0	0	0	0
522300 - RENTALS	26,746	0	0	0	0	0	0	0
522320 - RENTAL OF EQUIPMENT AND VEHICL	131,969	30,956	0	0	0	0	0	0
523110 - INSURANCE DEDUCTIBLES	23,454	0	0	0	0	0	0	0
523201 - CELL PHONE	4,343	0	0	0	0	0	0	0
523300 - ADVERTISING	760	0	0	0	0	0	0	0
523500 - TRAVEL	2,548	0	0	0	0	0	0	0
523600 - DUES AND FEES	328	0	0	0	0	0	0	0
523700 - EDUCATION AND TRAINING	250	0	0	0	0	0	0	0
531100 - GENERAL SUPPLIES AND MATERIALS	1,374	0	0	0	0	0	0	0
531110 - GEN SUPPLIES/ASPHALT, MIX;LIQU	2,204,831	1,634	0	0	0	0	0	0
531115 - GEN SUPPLIES/CONCRETE	45,691	0	0	0	0	0	0	0
531120 - GEN SUPPLIES/EROSION CONT/GRAS	44,178	10,486	0	0	0	0	0	0
531130 - GEN SUPPLIES/OPERATIONAL SUPPL	23,595	0	0	0	0	0	0	0
531135 - GEN SUPPLIES/PIPE, DRAINAGE	93,892	2,233	0	0	0	0	0	0
531140 - GEN SUPPLIES/SIGNS	7,703	0	0	0	0	0	0	0
531145 - GEN SUPPLIES/STONE	184,825	15,402	0	0	0	0	0	0
531270 - GASOLINE	221,395	0	0	0	0	0	0	0
531600 - SMALL EQUIPMENT	551	23,474	0	0	0	0	0	0
531620 - OFFICE FURNITURE/FURNISHINGS	0	15,974	0	0	0	0	0	0
531650 - OTHER MISCELLANEOUS EQUIPMENT	0	9,160	0	213	284	0	284	0
531660 - NON ASSET COMPUTER EQUIPMENT	35,152	274,778	0	0	0	0	0	0
531700 - OTHER SUPPLIES	55	0	0	0	0	0	0	0
TOTAL OPERATING COSTS (52S AND 53S)	3,243,318	384,096	0	213	284	0	284	0

2021 DEPARTMENT BUDGET/FORECAST REPORT - SPLOST 2012 (323)
AS OF 7/31/2020/ (21.5 PayPeriods - 82.69% of Year Lapsed)

	YEAR OVER YEAR INFORMATION						YOY VARIANCE (100%)	
	2018 Actual	2019 Actual	2020 Budget	2020 YTD	2020 Run	2021 Commission Budget	2020 R V 2021 B	2020 B V 2021 B
CAPITAL (54S)								
541100 - SITES	0	1,164,699	0	0	0	0	0	0
541101 - RIGHT OF WAY ACQUISITIONS	862,254	770,829	10,930,000	307,612	410,149	8,000,000	(7,589,851)	2,930,000
541200 - SITE IMPROVEMENTS	0	6,271	0	0	0	0	0	0
541300 - BUILDINGS	1,379,831	13,015,731	18,975,669	7,705,517	10,274,022	5,000,000	5,274,022	13,975,669
541350 - BUILDING IMPROVEMENTS	0	343,935	872,700	180,508	240,678	0	240,678	872,700
541410 - INFRASTRUCTURE CONSTRUCTION	7,571,164	3,805,040	4,234,607	3,114,009	4,152,012	6,000,000	(1,847,988)	(1,765,393)
542100 - MACHINERY	153,043	0	0	0	0	0	0	0
542200 - VEHICLES	540,721	688,953	9,160	0	0	0	0	9,160
542300 - FURNITURE AND FIXTURES	5,794	0	0	0	0	0	0	0
542400 - COMPUTERS	0	205,125	0	0	0	0	0	0
542500 - OTHER EQUIPMENT	549,500	251,423	0	0	0	100,762	(100,762)	(100,762)
543000 - PROFESSIONAL SERVICE ASSETS	732,506	423,618	684,136	386,449	515,265	435,000	80,265	249,136
543100 - PROF SERVICES - ROW	0	469,027	0	477,556	636,742	0	636,742	0
TOTAL CAPITAL (54S)	11,794,812	21,144,652	35,706,272	12,171,650	16,228,867	19,535,762	(3,306,895)	16,170,510
NON-OPERATIONAL COSTS								
571000 - INTERGOVERNMENTAL	7,415,793	57,738	0	0	0	0	0	0
572000 - PAYMENTS TO OTHER AGENCIES	183,179	86,776	58,599	0	58,599	1,000,000	(941,401)	(941,401)
TOTAL NON-OPERATIONAL COSTS	7,598,973	144,514	58,599	0	58,599	1,000,000	(941,401)	(941,401)
DEBT SERVICE								
581200 - CAPITAL LEASE PRINCIPAL	19,353	4,993	5,387	4,459	5,387	0	5,387	5,387
582200 - CAPITAL LEASE INTEREST	3,063	1,754	1,361	1,164	1,361	0	1,361	1,361
TOTAL DEBT SERVICE	22,416	6,747	6,748	5,623	6,748	0	6,748	6,748
UNCLASSIFIED								
551000 - INDIRECT COST ALLOCATION	0	699,706	0	1,471	1,962	0	1,962	0
TOTAL UNCLASSIFIED	0	699,706	0	1,471	1,962	0	1,962	0
TOTAL DEPARTMENT MANAGED COSTS	24,788,631	22,691,263	35,916,910	12,339,396	16,490,478	20,535,762	(4,045,284)	15,381,148
NON DEPARTMENT MANAGED COSTS								
ALLOCATED COSTS								
512700 - WORKER'S COMP ADMIN FEES	10,723	405	0	140	140	0	140	0
523100 - INSURANCE, OTHER BENEFITS	23,005	0	0	0	0	0	0	0
TOTAL ALLOCATED COSTS	33,728	405	0	140	140	0	140	0
TOTAL NON DEPARTMENT MANAGED COSTS	33,728	405	0	140	140	0	140	0

2021 DEPARTMENT BUDGET/FORECAST REPORT - SPLOST 2012 (323)
AS OF 7/31/2020/ (21.5 PayPeriods - 82.69% of Year Lapsed)

	YEAR OVER YEAR INFORMATION						YOY VARIANCE (100%)	
	2018 Actual	2019 Actual	2020 Budget	2020 YTD	2020 Run	2021 Commission Budget	2020 R V 2021 B	2020 B V 2021 B
TOTAL EXPENDITURES	24,822,359	22,691,668	35,916,910	12,339,536	16,490,619	20,535,762	(4,045,143)	15,381,148
INTERFUND TRANSFERS								
TRANSFERS FROM/TO								
611323 - TRANSFER TO SPLOST '12	82,736	0	0	0	0	0	0	0
TOTAL TRANSFERS FROM/TO	82,736	0	0	0	0	0	0	0
TOTAL INTERFUND TRANSFERS	82,736	0	0	0	0	0	0	0
TOTAL FUND REDUCTIONS	24,905,096	22,691,668	35,916,910	12,339,536	16,490,619	20,535,762	(4,045,143)	15,381,148

Fund Balance

BOY Balance	+	2020 FY Run Rate Sources	-	2020 FY Run Rate Uses	=	Expected EOY 2020 Balance	Expected SOY 2021	+	2021 Budget Sources	-	2021 Budget Uses	=	Expected EOY 2021
39,023,027	+	2,261,168	-	16,490,619	=	24,793,577	24,793,577	+	2,200,000	-	20,535,762	=	6,457,815

NOTES

- 2020 RUN =
  - Revenues = Finance Forecast
  - Expenses
    - Personnel = YTD Costs/Number of Payroll Periods completed * 26 (total payroll periods in a year)
    - Debt Service, Transfers from/To, Payments to Others, Worker's Comp Admin Fees, Insurance & Other Benefits = Budget unless YTD actual is greater
    - All other expenses = (YTD Costs / # months completed -1) * 12 months

CHEROKEE COUNTY BOARD OF COMMISSIONERS
SPLOST 2012
2021 HEADCOUNT

		2018 Budget				2020 Budget			
		FT	PT	SPT	Total	FT	PT	SPT	Total
SPLOST '12 JAIL CONST (3261)	PRGM - PROGRAM MANAGER	0.00	0.00	0.00	0.00	1.00	0.00	0.00	1.00
	SRCM - SR CONTRUCTION MGR	0.00	0.00	0.00	0.00	0.75	0.00	0.00	0.75
	Total	**0.00**	**0.00**	**0.00**	**0.00**	**1.75**	**0.00**	**0.00**	**1.75**
SPLOST '12 ENGINEERING (4215)	ACRM - ACCT. & REPORTS MANAGER	0.70	0.00	0.00	0.70	0.00	0.00	0.00	0.00
	ADMA - ADMINISTRATIVE ASSISTANT	0.25	0.00	0.00	0.25	0.00	0.00	0.00	0.00
	CONI - CONSTRUCTION INSPECTOR	1.00	0.00	0.00	1.00	0.00	0.00	0.00	0.00
	CONM - CONSTRUCTION MANAGER	2.00	0.00	0.00	2.00	0.00	0.00	0.00	0.00
	FIND - FINANCE DIRECTOR	0.15	0.00	0.00	0.15	0.00	0.00	0.00	0.00
	PCET - PRECONST ENG TRANSPORTATION	1.00	0.00	0.00	1.00	0.00	0.00	0.00	0.00
	PRGC - PROGRAM COORDINATOR	1.00	0.00	0.00	1.00	0.00	0.00	0.00	0.00
	PWAD - PUBLIC WORKS AGENCY DIR	0.50	0.00	0.00	0.50	0.00	0.00	0.00	0.00
	Total	**6.60**	**0.00**	**0.00**	**6.60**	**0.00**	**0.00**	**0.00**	**0.00**
SPLOST 2012 ROADS & BRIDGES (4216)	ADMA - ADMINISTRATIVE ASSISTANT	1.00	0.00	0.00	1.00	0.00	0.00	0.00	0.00
	EO01 - EQUIPMENT OPERATOR I	4.00	0.00	0.00	4.00	0.00	0.00	0.00	0.00
	EO02 - EQUIPMENT OPERATOR II	1.00	0.00	0.00	1.00	0.00	0.00	0.00	0.00
	HVOP - HEAVY EQUIPMENT OPERATOR	4.00	0.00	0.00	4.00	0.00	0.00	0.00	0.00
	LBO1 - LABORER I	7.00	0.00	0.00	7.00	0.00	0.00	0.00	0.00
	LBO2 - LABORER II	3.00	0.00	0.00	3.00	0.00	0.00	0.00	0.00
	LDO2 - LEAD OPERATOR 2	4.00	0.00	0.00	4.00	0.00	0.00	0.00	0.00
	PTRB - PT ROADS/BRIDGES	0.00	1.00	0.00	1.00	0.00	0.00	0.00	0.00
	PVMG - PAVEMENT MANAGER	1.00	0.00	0.00	1.00	0.00	0.00	0.00	0.00

		2018 Budget				2020 Budget			
		FT	PT	SPT	Total	FT	PT	SPT	Total
SPLOST 2012 ROADS & BRIDGES (4216)	SURB - SUPERVISOR/ROADS & BRIDGES	3.00	0.00	0.00	3.00	0.00	0.00	0.00	0.00
	TR02 - TRUCK DRIVER II	7.00	0.00	0.00	7.00	0.00	0.00	0.00	0.00
	TR03 - TRUCK DRIVER III	1.00	0.00	0.00	1.00	0.00	0.00	0.00	0.00
	Total	**36.00**	**1.00**	**0.00**	**37.00**	**0.00**	**0.00**	**0.00**	**0.00**
Total		**42.60**	**1.00**	**0.00**	**43.60**	**1.75**	**0.00**	**0.00**	**1.75**

Cherokee County Board of Commissioners
SPLOST VI (2012-2018)
FY 2021 Budget Spending 323

Department	Project	Carryforward Amount	FY2021 Budget	Remaining Funds
Sheriff	Jail Expansion	$100,762	$100,762	(0)
Public Works	Roads & Bridges	13,793,139	$13,435,000	358,139
Parks & Rec	L.B. Ahrens Recreation Center	5,433,201	$5,000,000	433,201
				-
		19,327,102	18,535,762	791,340

SPLOST 2018 Fund

2021 DEPARTMENT BUDGET/FORECAST REPORT - SPLOST 2018 (324)
AS OF 7/31/2020/ (21.5 PayPeriods - 82.69% of Year Lapsed)

	YEAR OVER YEAR INFORMATION						YOY VARIANCE (100%)	
	2018 Actual	2019 Actual	2020 Budget	2020 YTD	2020 Run	2021 Commission Budget	2020 R V 2021 B	2020 B V 2021 B
SPLOST 2018 (324)								
ALL FUNDING SOURCES								
TAXES								
313000 - SPLOST	9,947,180	43,574,062	43,000,000	33,916,590	44,725,657	48,350,000	(3,624,343)	(5,350,000)
TOTAL TAXES	9,947,180	43,574,062	43,000,000	33,916,590	44,725,657	48,350,000	(3,624,343)	(5,350,000)
INTERGOVT								
334210 - STATE GRANTS-DIRECT	0	1,500	0	1,500	1,500	0	1,500	0
334310 - STATE GRANTS-DIRECT	0	2,324,171	2,499,688	2,499,688	2,499,688	2,185,073	314,615	314,615
336212 - CITY OF HOLLY SPRINGS	0	29,784	0	140,408	140,408	0	140,408	0
336213 - CITY OF WOODSTOCK	0	0	0	466,741	466,741	0	466,741	0
336215 - CITY OF CANTON	0	10,326	0	402,725	402,725	0	402,725	0
336217 - CITY OF NELSON	0	0	0	17,962	17,962	0	17,962	0
339000 - STATE INTERGOVERNMENTAL	0	10,599	1,398,705	263,200	1,398,705	2,256,000	(857,295)	(857,295)
TOTAL INTERGOVT	0	2,376,381	3,898,393	3,792,223	4,927,729	4,441,073	486,656	(542,680)
INVSMT REVENUE								
361100 - SPLOST FUND INTEREST	6,629	191,359	150,000	175,232	181,232	50,000	131,232	100,000
TOTAL INVSMT REVENUE	6,629	191,359	150,000	175,232	181,232	50,000	131,232	100,000
MISC REVENUE								
380000 - MISCELLANEOUS REVENUE	0	174,741	0	178,292	0	0	0	0
383010 - MISCELLANEOUS REIMBURSEMENTS	0	28,150	0	0	178,292	500,000	(321,708)	(500,000)
TOTAL MISC REVENUE	0	202,891	0	178,292	178,292	500,000	(321,708)	(500,000)
SALE OF ASSETS								
392100 - SALE OF ASSETS	0	9,600	0	26,400	26,400	0	26,400	0
TOTAL SALE OF ASSETS	0	9,600	0	26,400	26,400	0	26,400	0
BOND/DEBT PROCEEDS								
393600 - INSURANCE RECOVERY	0	32,138	0	9,350	9,350	0	9,350	0
TOTAL BOND/DEBT PROCEEDS	0	32,138	0	9,350	9,350	0	9,350	0
USE OF RESERVES								
389000 - USE OF RESERVES	0	0	11,883,515	0	0	3,147,754	0	0
TOTAL USE OF RESERVES	0	0	11,883,515	0	0	3,147,754	0	0

2021 DEPARTMENT BUDGET/FORECAST REPORT - SPLOST 2018 (324)
AS OF 7/31/2020/ (21.5 PayPeriods - 82.69% of Year Lapsed)

	YEAR OVER YEAR INFORMATION						YOY VARIANCE (100%)	
	2018 Actual	2019 Actual	2020 Budget	2020 YTD	2020 Run	2021 Commission Budget	2020 R V 2021 B	2020 B V 2021 B
TRANSFERS FROM/TO								
391211 - TRANSFER IN FROM IMPACT FEES	0	0	2,000,000	0	2,000,000	3,000,000	(1,000,000)	(1,000,000)
TOTAL TRANSFERS FROM/TO	0	0	2,000,000	0	2,000,000	3,000,000	(1,000,000)	(1,000,000)
TOTAL ALL FUNDING SOURCES	9,953,809	46,386,431	60,931,908	38,098,087	52,048,660	59,488,827	(7,440,167)	1,443,081
EXPENDITURES								
DEPARTMENT MANAGED COSTS								
PERSONNEL (ALL 51S EXCEPT WC)								
511100 - REGULAR EMPLOYEES	0	1,603,914	1,998,977	1,326,463	1,604,094	2,080,460	(476,366)	(81,483)
511115 - PERFECT ATTENDANCE	0	7,285	0	7,298	7,298	0	7,298	0
511116 - SHORT TERM DISABILITY PAY	0	3,845	0	0	0	0	0	0
511121 - PAID LEAVE	0	0	0	39,672	47,975	0	47,975	0
511200 - PART TIME/TEMP EMPLOYEES	0	58,128	47,315	41,553	50,250	70,623	(20,373)	(23,308)
511300 - OVERTIME	0	7,273	26,414	9,468	11,449	27,471	(16,022)	(1,057)
TOTAL COMPENSATION	0	1,680,445	2,072,706	1,424,454	1,721,068	2,178,554	(457,486)	(105,848)
512101 - GROUP INSURANCE - HEALTH	0	290,314	322,292	234,374	283,429	427,001	(143,572)	(104,709)
512102 - GROUP INSURANCE - LIFE	0	1,981	2,351	1,759	2,127	2,139	(12)	212
512103 - GROUP INSURANCE - DENTAL	0	8,813	10,214	6,527	7,894	10,352	(2,458)	(138)
512104 - GROUP INSURANCE-LONG TERM DIS	0	3,995	5,156	3,166	3,828	4,789	(961)	367
512105 - GROUP INSURANCE-SHORT TERM DIS	0	257	1,311	(279)	(337)	1,075	(1,412)	236
512106 - EMPLOYEE ASSISTANCE PROGRAM	0	338	460	293	355	390	(35)	70
512403 - DEFINED BENEFIT PLAN	0	229,719	303,809	216,224	261,480	336,002	(74,522)	(32,193)
TOTAL BENEFITS	0	535,417	645,593	462,065	558,776	781,748	(222,972)	(136,155)
512200 - SOCIAL SECURITY (FICA) CONT	0	98,161	128,507	83,866	101,419	135,070	(33,651)	(6,563)
512300 - MEDICARE	0	23,104	30,054	19,653	23,766	31,589	(7,823)	(1,535)
TOTAL PAYROLL TAXES	0	121,265	158,561	103,518	125,185	166,659	(41,474)	(8,098)
TOTAL PERSONNEL (ALL 51S EXCEPT WC)	0	2,337,127	2,876,860	1,990,037	2,405,029	3,126,961	(721,932)	(250,101)

2021 DEPARTMENT BUDGET/FORECAST REPORT - SPLOST 2018 (324)
AS OF 7/31/2020/ (21.5 PayPeriods - 82.69% of Year Lapsed)

	YEAR OVER YEAR INFORMATION						YOY VARIANCE (100%)	
	2018 Actual	2019 Actual	2020 Budget	2020 YTD	2020 Run	2021 Commission Budget	2020 R V 2021 B	2020 B V 2021 B
OPERATING COSTS (52S AND 53S)								
521200 - PROFESSIONAL SERVICES	0	3,730	350	0	0	350	(350)	0
521230 - PROF SVCS/TREE REMOVAL	0	27,251	100	20,128	26,837	100	26,737	0
521250 - PROF SVCS/CURB-GUTTER;CONCRETE	0	93,139	100	85,272	113,696	100	113,596	0
522115 - DISPOSAL-ROAD DEBRIS	0	1,338	100	0	0	100	(100)	0
522200 - REPAIRS AND MAINTENANCE	0	277,458	100	63,976	85,301	319,162	(233,861)	(319,062)
522212 - BUILDING/GROUNDS	0	(2,276)	0	85,793	114,390	0	114,390	0
522300 - RENTALS	0	27,621	100	9,105	12,139	100	12,039	0
522320 - RENTAL OF EQUIPMENT AND VEHICL	0	229,835	4,000	142,369	189,825	4,000	185,825	0
523110 - INSURANCE DEDUCTIBLES	0	3,357	0	14,296	19,061	0	19,061	0
523201 - CELL PHONE	0	4,401	3,000	3,697	4,929	3,000	1,929	0
523300 - ADVERTISING	0	1,217	1,400	905	1,206	1,400	(194)	0
523400 - PRINTING AND BINDING	0	39	1,400	0	0	1,400	(1,400)	0
523500 - TRAVEL	0	2,121	2,121	1,992	2,656	1,941	715	180
523600 - DUES AND FEES	0	550	240	243	323	240	83	0
523700 - EDUCATION AND TRAINING	0	1,523	2,478	1,202	1,603	2,508	(905)	(30)
531100 - GENERAL SUPPLIES AND MATERIALS	0	15,834	2,655	5,569	7,425	2,655	4,770	0
531110 - GEN SUPPLIES/ASPHALT, MIX;LIQU	0	2,841,571	299,800	1,096,525	1,462,033	299,800	1,162,233	0
531115 - GEN SUPPLIES/CONCRETE	0	60,550	100	19,751	26,334	100	26,234	0
531120 - GEN SUPPLIES/EROSION CONT/GRAS	0	38,132	100	(239)	(318)	100	(418)	0
531125 - GEN SUPPLIES/FENCING MATERIAL	0	0	0	1,959	2,612	0	2,612	0
531130 - GEN SUPPLIES/OPERATIONAL SUPPL	0	31,848	1,000	16,284	21,712	1,000	20,712	0
531135 - GEN SUPPLIES/PIPE, DRAINAGE	0	102,774	9,195	74,813	99,750	9,195	90,555	0
531140 - GEN SUPPLIES/SIGNS	0	28,779	100	17,229	22,973	100	22,873	0
531145 - GEN SUPPLIES/STONE	0	232,407	10,000	42,164	56,218	10,000	46,218	0
531270 - GASOLINE	0	236,465	302,500	118,810	158,414	302,500	(144,086)	0
531600 - SMALL EQUIPMENT	0	8,642	6,000	6,657	8,876	6,000	2,876	0
531620 - OFFICE FURNITURE/FURNISHINGS	0	31,295	8,443	8,444	11,259	0	11,259	8,443
531650 - OTHER MISCELLANEOUS EQUIPMENT	0	8,095	0	8,538	11,384	0	11,384	0
531660 - NON ASSET COMPUTER EQUIPMENT	0	152,474	5,616	7,446	9,929	6,267	3,662	(651)
531700 - OTHER SUPPLIES	0	31,094	200	352	469	200	269	0
531710 - BUNKER GEAR	0	212,710	0	250,108	333,477	270,000	63,477	(270,000)
TOTAL OPERATING COSTS (52S AND 53S)	0	4,703,972	661,198	2,103,386	2,804,514	1,242,318	1,562,196	(581,120)

2021 DEPARTMENT BUDGET/FORECAST REPORT - SPLOST 2018 (324)
AS OF 7/31/2020/ (21.5 PayPeriods - 82.69% of Year Lapsed)

	YEAR OVER YEAR INFORMATION						YOY VARIANCE (100%)	
	2018 Actual	2019 Actual	2020 Budget	2020 YTD	2020 Run	2021 Commission Budget	2020 R V 2021 B	2020 B V 2021 B
CAPITAL (54S)								
541100 - SITES	0	1,142,130	0	224,116	298,822	600,000	(301,178)	(600,000)
541101 - RIGHT OF WAY ACQUISITIONS	0	170,691	798,200	425,984	567,978	1,100,000	(532,022)	(301,800)
541200 - SITE IMPROVEMENTS	0	286,776	330,000	36,522	48,696	0	48,696	330,000
541300 - BUILDINGS	0	0	25,045,291	11,256,443	15,008,590	18,195,655	(3,187,065)	6,849,636
541350 - BUILDING IMPROVEMENTS	0	4,102	191,000	181,530	242,040	1,848,000	(1,605,960)	(1,657,000)
541410 - INFRASTRUCTURE CONSTRUCTION	0	3,727,933	11,534,637	2,653,765	3,538,354	7,856,557	(4,318,203)	3,678,080
542100 - MACHINERY	0	285,758	327,800	0	0	0	0	327,800
542200 - VEHICLES	0	2,434,051	3,187,000	2,183,352	2,911,136	4,978,500	(2,067,364)	(1,791,500)
542500 - OTHER EQUIPMENT	641,834	8,354,313	575,230	2,090,941	2,787,922	4,209,685	(1,421,763)	(3,634,455)
542502 - CAPITAL SECURITY EXPENDITURES	0	0	0	118,756	158,341	0	158,341	0
543000 - PROFESSIONAL SERVICE ASSETS	0	1,250,601	2,295,289	852,423	1,136,564	2,150,000	(1,013,436)	145,289
543100 - PROF SERVICES - ROW	0	127,516	0	266,631	355,507	0	355,507	0
TOTAL CAPITAL (54S)	641,834	17,783,871	44,284,447	20,290,462	27,053,949	40,938,397	(13,884,448)	3,346,050
NON-OPERATIONAL COSTS								
571000 - INTERGOVERNMENTAL	2,721,654	11,922,219	12,900,000	9,312,477	12,900,000	13,355,000	(455,000)	(455,000)
572000 - PAYMENTS TO OTHER AGENCIES	0	569,285	0	271,600	271,600	700,000	(428,400)	(700,000)
TOTAL NON-OPERATIONAL COSTS	2,721,654	12,491,504	12,900,000	9,584,077	13,171,600	14,055,000	(883,400)	(1,155,000)
DEBT SERVICE								
581200 - CAPITAL LEASE PRINCIPAL	0	22,339	19,353	47,119	47,119	55,837	(8,718)	(36,484)
582200 - CAPITAL LEASE INTEREST	0	4,322	3,064	14,006	14,006	15,649	(1,643)	(12,585)
TOTAL DEBT SERVICE	0	26,660	22,417	61,125	61,125	71,486	(10,361)	(49,069)
UNCLASSIFIED								
551000 - INDIRECT COST ALLOCATION	0	(699,706)	0	0	0	0	0	0
TOTAL UNCLASSIFIED	0	(699,706)	0	0	0	0	0	0
TOTAL DEPARTMENT MANAGED COSTS	3,363,489	36,643,429	60,744,922	34,029,086	45,496,217	59,434,162	(13,937,945)	1,310,760
NON DEPARTMENT MANAGED COSTS								
ALLOCATED COSTS								
512700 - WORKER'S COMP ADMIN FEES	0	8,752	8,448	8,091	8,448	8,893	(445)	(445)
523100 - INSURANCE, OTHER BENEFITS	0	27,040	28,538	31,888	31,888	45,772	(13,884)	(17,234)
TOTAL ALLOCATED COSTS	0	35,792	36,986	39,978	40,336	54,665	(14,329)	(17,679)
TOTAL NON DEPARTMENT MANAGED COSTS	0	35,792	36,986	39,978	40,336	54,665	(14,329)	(17,679)

2021 DEPARTMENT BUDGET/FORECAST REPORT - SPLOST 2018 (324)
AS OF 7/31/2020/ (21.5 PayPeriods - 82.69% of Year Lapsed)

	YEAR OVER YEAR INFORMATION						YOY VARIANCE (100%)	
	2018 Actual	2019 Actual	2020 Budget	2020 YTD	2020 Run	2021 Commission Budget	2020 R V 2021 B	2020 B V 2021 B
TOTAL EXPENDITURES	3,363,489	36,679,221	60,781,908	34,069,065	45,536,553	59,488,827	(13,952,274)	1,293,081
INTERFUND TRANSFERS								
TRANSFERS FROM/TO								
611323 - TRANSFER TO SPLOST '12	0	0	150,000	150,000	150,000	0	150,000	150,000
TOTAL TRANSFERS FROM/TO	0	0	150,000	150,000	150,000	0	150,000	150,000
TOTAL INTERFUND TRANSFERS	0	0	150,000	150,000	150,000	0	150,000	150,000
TOTAL FUND REDUCTIONS	3,363,489	36,679,221	60,931,908	34,219,065	45,686,553	59,488,827	(13,802,274)	1,443,081

Fund Balance

BOY Balance	+	2020 FY Run Rate Sources	-	2020 FY Run Rate Uses	=	Expected EOY 2020 Balance	Expected SOY 2021	+	2021 Budget Sources	-	2021 Budget Uses	=	Expected EOY 2021
16,297,531	+	52,048,660	-	45,686,553	=	22,659,639	22,659,639	+	56,341,073	-	59,488,827	=	19,511,885

NOTES

- 2020 RUN =

  Revenues = Finance Forecast

  Expenses
  - Personnel = YTD Costs/Number of Payroll Periods completed * 26 (total payroll periods in a year)
  - Debt Service, Transfers from/To, Payments to Others, Worker's Comp Admin Fees, Insurance & Other Benefits = Budget unless YTD actual is greater
  - All other expenses = (YTD Costs / # months completed -1) * 12 months

CHEROKEE COUNTY BOARD OF COMMISSIONERS
SPLOST 2018
2021 HEADCOUNT

		2019 Budget				2020 Budget				2021 Budget			
		FT	PT	SPT	Total	FT	PT	SPT	Total	FT	PT	SPT	Total
SPLOST IT (1538)	NWA - NETWORK ANALYST	0.00	0.00	0.00	0.00	0.25	0.00	0.00	0.25	0.25	0.00	0.00	0.25
	Total	**0.00**	**0.00**	**0.00**	**0.00**	**0.25**	**0.00**	**0.00**	**0.25**	**0.25**	**0.00**	**0.00**	**0.25**
SPL 18 JUS (2155)	SPCM - SPECIAL PROJECTS MANAGER	0.00	0.00	0.00	0.00	0.00	0.00	0.00	0.00	0.07	0.00	0.00	0.07
	SRCM - SR CONTRUCTION MGR	0.00	0.00	0.00	0.00	0.25	0.00	0.00	0.25	0.25	0.00	0.00	0.25
	Total	**0.00**	**0.00**	**0.00**	**0.00**	**0.25**	**0.00**	**0.00**	**0.25**	**0.32**	**0.00**	**0.00**	**0.32**
SPLOST '12 JAIL CONST (3261)	PRGM - PROGRAM MANAGER	0.00	0.00	0.00	0.00	0.00	0.00	0.00	0.00	1.00	0.00	0.00	1.00
	SRCM - SR CONTRUCTION MGR	0.00	0.00	0.00	0.00	0.00	0.00	0.00	0.00	0.75	0.00	0.00	0.75
	Total	**0.00**	**0.00**	**0.00**	**0.00**	**0.00**	**0.00**	**0.00**	**0.00**	**1.75**	**0.00**	**0.00**	**1.75**
SPLOST JAIL CONSTRUCTION (3262)	PRGM - PROGRAM MANAGER	1.00	0.00	0.00	1.00	0.00	0.00	0.00	0.00	0.00	0.00	0.00	0.00
	SRCM - SR CONTRUCTION MGR	1.00	0.00	0.00	1.00	0.00	0.00	0.00	0.00	0.00	0.00	0.00	0.00
	Total	**2.00**	**0.00**	**0.00**	**2.00**	**0.00**	**0.00**	**0.00**	**0.00**	**0.00**	**0.00**	**0.00**	**0.00**
SPLOST E-911 (3801)	SPCM - SPECIAL PROJECTS MANAGER	0.00	0.00	0.00	0.00	0.15	0.00	0.00	0.15	0.20	0.00	0.00	0.20
	Total	**0.00**	**0.00**	**0.00**	**0.00**	**0.15**	**0.00**	**0.00**	**0.15**	**0.20**	**0.00**	**0.00**	**0.20**
SPLOST '18 ENGINEERING (4217)	ACRM - ACCT. & REPORTS MANAGER	0.00	0.00	0.00	0.00	0.30	0.00	0.00	0.30	0.30	0.00	0.00	0.30
	ADMA - ADMINISTRATIVE ASSISTANT	0.00	0.00	0.00	0.00	0.25	0.00	0.00	0.25	0.25	0.00	0.00	0.25
	CDAD - COMMUNITY DEV AGENCY DIR	0.00	0.00	0.00	0.00	0.50	0.00	0.00	0.50	0.50	0.00	0.00	0.50
	CFO - CHIEF FINANCIAL OFFICER	0.00	0.00	0.00	0.00	0.20	0.00	0.00	0.20	0.20	0.00	0.00	0.20
	CONI - CONSTRUCTION INSPECTOR	1.00	0.00	0.00	1.00	1.00	0.00	0.00	1.00	1.00	0.00	0.00	1.00
	CONM - CONSTRUCTION MANAGER	2.00	0.00	0.00	2.00	2.00	0.00	0.00	2.00	2.00	0.00	0.00	2.00
	PCET - PRECONST ENG TRANSPORTATION	1.00	0.00	0.00	1.00	1.00	0.00	0.00	1.00	1.00	0.00	0.00	1.00
	SRPM - SPLOST ROADWAY PROJECT MANAGER	1.00	0.00	0.00	1.00	1.00	0.00	0.00	1.00	1.00	0.00	0.00	1.00

		2019 Budget				2020 Budget				2021 Budget			
		FT	PT	SPT	Total	FT	PT	SPT	Total	FT	PT	SPT	Total
SPLOST '18 ENGINEERING (4217)	SWMG - STORM WATER MANAGER	0.00	0.00	0.00	0.00	0.24	0.00	0.00	0.24	0.24	0.00	0.00	0.24
	Total	**5.00**	**0.00**	**0.00**	**5.00**	**6.49**	**0.00**	**0.00**	**6.49**	**6.49**	**0.00**	**0.00**	**6.49**
SPLOST '18 ROADS & BRIDGES (4218)	ADMA - ADMINISTRATIVE ASSISTANT	1.00	0.00	0.00	1.00	1.00	0.00	0.00	1.00	1.00	0.00	0.00	1.00
	EO01 - EQUIPMENT OPERATOR I	4.00	0.00	0.00	4.00	4.00	0.00	0.00	4.00	4.00	0.00	0.00	4.00
	EO02 - EQUIPMENT OPERATOR II	3.00	0.00	0.00	3.00	4.00	0.00	0.00	4.00	4.00	0.00	0.00	4.00
	HVOP - HEAVY EQUIPMENT OPERATOR	8.00	0.00	0.00	8.00	7.00	0.00	0.00	7.00	7.00	0.00	0.00	7.00
	LB - LABORER	7.00	0.00	0.00	7.00	8.00	0.00	0.00	8.00	8.00	0.00	0.00	8.00
	LBO1 - LABORER I	1.00	0.00	0.00	1.00	1.00	0.00	0.00	1.00	1.00	0.00	0.00	1.00
	PTRB - PT ROADS/BRIDGES	0.00	1.00	0.00	1.00	0.00	1.00	0.00	1.00	0.00	1.00	0.00	1.00
	PVMG - PAVEMENT MANAGER	1.00	0.00	0.00	1.00	1.00	0.00	0.00	1.00	1.00	0.00	0.00	1.00
	SURB - SUPERVISOR/ROADS & BRIDGES	3.00	0.00	0.00	3.00	3.00	0.00	0.00	3.00	3.00	0.00	0.00	3.00
	TR02 - TRUCK DRIVER II	8.00	0.00	0.00	8.00	8.00	0.00	0.00	8.00	7.00	0.00	0.00	7.00
	TR03 - TRUCK DRIVER III	1.00	0.00	0.00	1.00	1.00	0.00	0.00	1.00	1.00	0.00	0.00	1.00
	Total	**37.00**	**1.00**	**0.00**	**38.00**	**38.00**	**1.00**	**0.00**	**39.00**	**37.00**	**1.00**	**0.00**	**38.00**
Total		**44.00**	**1.00**	**0.00**	**45.00**	**45.14**	**1.00**	**0.00**	**46.14**	**46.01**	**1.00**	**0.00**	**47.01**

Cherokee County Board of Commissioners
SPLOST VII (2018-2024)
FY 2021 Budget Spending Fund 324

Department	Project	Total SPLOST Budget	YTD Expenditures	FY2021 Budget	Remaining Funds
Sheriff **	Jail Expansion/Improvements	26,000,000	12,486,033	$13,513,967	-
Sheriff	Law Enforcement Vehicles/Facilities/Equipment	$4,000,000	1,053,558	750,000	2,196,442
Marshal	Animal Control and County Marshal Vehicles and Equipment	$1,000,000	300,888	220,000	479,112
E-911 ***	Communications - Radio Project	$9,606,500	9,989,516	2,898,302	(3,281,318)
Fire	Fire & Emergency Services Facilities, Vehicles and Equipment	$21,140,000	4,839,602	7,160,000	9,140,398
Courts	Court Facilities, Equipment, Improvements , and Expansion	$17,500,000	1,305,642	600,000	15,594,358
Parks & Rec	Parks and Recreation Facilities, Equipment and Improvements	$2,800,000	1,583,891	600,000	616,109
Public Works	Roads & Bridges	$88,500,000	32,973,200	9,128,485	46,398,315
Public Works	Transportation Infrastructure, Facilities, Equipment- CATS	$500,000	20,416	82,000	397,584
Public Works	Airport Facilities, Equipment , Improvements & Expansion	$6,000,000	759,354	200,000	5,040,646
Economic Development	Business & Economic Development Land Acquisition	$8,000,000	2,919,906	500,000	4,580,094
	Total SPLOST VII Referendum	185,046,500	68,232,006	35,652,754	81,161,740
IT	IT Upgrade	$1,062,053	$629,244	$349,000	83,809
Facility Maintenance	Facility Maintenance	$1,000,000	$187,735	$191,000	621,265
Parks & Rec	L.B. Ahrens Recreation Center	$3,000,000	$0	$0	3,000,000
Sheriff	Sheriff 50 Patrol Cars	$2,500,000	$0	$1,250,000	1,250,000
Facility Maintenance	Historical Society Renovations	$500,000	$0	$500,000	-
Economic Development	Land Acquisition	$500,000	$0	$0	500,000
Fire	Fire Station - Downtown Canton	$2,000,000	$0	$0	2,000,000
Fire	Mica Fire Station - Community Room	$1,000,000	$0	$0	1,000,000
Fire	Sutallee Fire Station - Community Room	$1,000,000	$0	$0	1,000,000
Sheriff	Body Camera's	$1,500,000	$0	$0	1,500,000
Sheriff	Sheriff Precinct - K-9/Traffic	$3,000,000	$0	$1,500,000	1,500,000
Sheriff	MDT's	$1,000,000	$0	$1,000,000	-
	Total Excess SPLOST VII Revenue Projects	$18,062,053	$816,979	$4,790,000	$12,455,074
	Total SPLOST VII	203,108,553	69,048,985	40,442,754	93,616,814

** $3M transfer of Impact Fees for New Jail, total project cost of $26M and total budget spend of $13.5M
*** Cities will contribute $3.3M over 3 years for their portion of the radio project

RRDA Fund

2021 DEPARTMENT BUDGET/FORECAST REPORT - RESOURCE RECOVERY DEVELOPMT (375)
AS OF 7/31/2020/ (21.5 PayPeriods - 82.69% of Year Lapsed)

	YEAR OVER YEAR INFORMATION						YOY VARIANCE (100%)	
	2018 Actual	2019 Actual	2020 Budget	2020 YTD	2020 Run	2021 Commission Budget	2020 R V 2021 B	2020 B V 2021 B
RESOURCE RECOVERY DEVELOPMT (375)								
ALL FUNDING SOURCES								
INVSMT REVENUE								
361000 - INTEREST REVENUES	1,680	0	0	0	0	0	0	0
TOTAL INVSMT REVENUE	1,680	0	0	0	0	0	0	0
MISC REVENUE								
381000 - RENTS AND ROYALTIES	142,236	142,236	142,236	118,530	142,236	142,236	0	0
TOTAL MISC REVENUE	142,236	142,236	142,236	118,530	142,236	142,236	0	0
BOND/DEBT PROCEEDS								
TRANSFERS FROM/TO								
391100 - TRANSFER IN FROM GENERAL FUND	889,337	4,713,473	2,561,639	2,468,033	2,561,639	0	2,561,639	2,561,639
391150 - TRANS FROM UCS FUND	0	0	0	0	0	681,349	(681,349)	(681,349)
TOTAL TRANSFERS FROM/TO	889,337	4,713,473	2,561,639	2,468,033	2,561,639	681,349	1,880,290	1,880,290
TOTAL ALL FUNDING SOURCES	1,033,253	4,855,709	2,703,875	2,586,563	2,703,875	823,585	1,880,290	1,880,290
EXPENDITURES								
DEPARTMENT MANAGED COSTS								
DEBT SERVICE								
581100 - BOND PRINCIPAL	455,000	4,485,000	2,510,000	2,000,000	2,510,000	540,000	1,970,000	1,970,000
582100 - BOND INTEREST	547,206	421,780	193,875	629,942	629,942	283,585	346,357	(89,710)
TOTAL DEBT SERVICE	1,002,206	4,906,780	2,703,875	2,629,942	3,139,942	823,585	2,316,357	1,880,290
UNCLASSIFIED								
TOTAL DEPARTMENT MANAGED COSTS	1,002,206	4,906,780	2,703,875	2,629,942	3,139,942	823,585	2,316,357	1,880,290
TOTAL EXPENDITURES	1,002,206	4,906,780	2,703,875	2,629,942	3,139,942	823,585	2,316,357	1,880,290
TOTAL FUND REDUCTIONS	1,002,206	4,906,780	2,703,875	2,629,942	3,139,942	823,585	2,316,357	1,880,290

2021 DEPARTMENT BUDGET/FORECAST REPORT - RESOURCE RECOVERY DEVELOPMT (375)
AS OF 7/31/2020/ (21.5 PayPeriods - 82.69% of Year Lapsed)

YEAR OVER YEAR INFORMATION						YOY VARIANCE (100%)	
2018 Actual	2019 Actual	2020 Budget	2020 YTD	2020 Run	2021 Commission Budget	2020 R V 2021 B	2020 B V 2021 B

Fund Balance

BOY Balance	+	2020 FY Run Rate Sources	-	2020 FY Run Rate Uses	=	Expected EOY 2020 Balance	Expected SOY 2021	+	2021 Budget Sources	-	2021 Budget Uses	=	Expected EOY 2021
888,195	+	2,703,875	-	3,139,942	=	452,128	452,128	+	823,585	-	823,585	=	452,128

NOTES

- 2020 RUN =

Revenues = Finance Forecast

Expenses

- Personnel = YTD Costs/Number of Payroll Periods completed * 26 (total payroll periods in a year)
- Debt Service, Transfers from/To, Payments to Others, Worker's Comp Admin Fees, Insurance & Other Benefits = Budget unless YTD actual is greater
- All other expenses = (YTD Costs / # months completed -1) * 12 months

Debt Service Fund

2021 DEPARTMENT BUDGET/FORECAST REPORT - DEBT SERVICE (410)
AS OF 7/31/2020/ (21.5 PayPeriods - 82.69% of Year Lapsed)

	YEAR OVER YEAR INFORMATION						YOY VARIANCE (100%)	
	2018 Actual	2019 Actual	2020 Budget	2020 YTD	2020 Run	2021 Commission Budget	2020 R V 2021 B	2020 B V 2021 B
DEBT SERVICE (410)								
ALL FUNDING SOURCES								
TAXES								
311000 - PROPERTY TAXES - CURRENT YEAR	5,521,144	5,207,466	5,487,705	5,358,499	5,480,474	5,677,382	(196,908)	(189,677)
311120 - TIMBER	210	844	478	378	448	723	(275)	(245)
311200 - REAL PROPERTY-PRIOR YEAR	27,393	48,085	28,529	19,069	25,799	35,824	(10,025)	(7,295)
311310 - MOTOR VEHICLE	87,091	63,840	66,712	38,645	46,616	53,499	(6,883)	13,213
311311 - REDUCTION OF MV TAX	0	0	(28,000)	0	0	(11,141)	11,141	(16,859)
311315 - TAVT	331,302	270,000	290,000	217,503	290,000	0	290,000	290,000
311316 - ALTERNATIVE AD VALOREM TAX	2,826	2,831	2,500	0	2,500	2,500	0	0
311320 - MOBILE HOME	8,149	7,370	7,009	6,807	7,038	6,999	39	10
311340 - INTANGIBLES (REGULAR & RECORD)	139,386	134,980	115,000	136,285	165,038	130,000	35,038	(15,000)
311600 - REAL ESTATE TRANSFER	57,698	48,981	40,000	37,613	47,616	40,000	7,616	0
319110 - PENALITIES/INTEREST REAL PROP	4,998	6,440	6,000	7,804	8,838	7,000	1,838	(1,000)
TOTAL TAXES	6,180,196	5,790,836	6,015,933	5,822,604	6,074,367	5,942,786	131,581	73,147
INVSMT REVENUE								
361000 - INTEREST REVENUES	0	0	0	27,253	27,253	10,000	17,253	(10,000)
TOTAL INVSMT REVENUE	0	0	0	27,253	27,253	10,000	17,253	(10,000)
MISC REVENUE								
383010 - MISCELLANEOUS REIMBURSEMENTS	166,284	220,999	150,000	68,588	143,588	140,000	3,588	10,000
TOTAL MISC REVENUE	166,284	220,999	150,000	68,588	143,588	140,000	3,588	10,000
SALE OF ASSETS								
USE OF RESERVES								
389000 - USE OF RESERVES	0	0	197,582	0	0	245,405	0	0
TOTAL USE OF RESERVES	0	0	197,582	0	0	245,405	0	0
TOTAL ALL FUNDING SOURCES	6,346,480	6,011,835	6,363,515	5,918,445	6,245,208	6,338,191	(92,983)	25,324
EXPENDITURES								
DEPARTMENT MANAGED COSTS								

2021 DEPARTMENT BUDGET/FORECAST REPORT - DEBT SERVICE (410)
AS OF 7/31/2020/ (21.5 PayPeriods - 82.69% of Year Lapsed)

	YEAR OVER YEAR INFORMATION						YOY VARIANCE (100%)	
	2018 Actual	2019 Actual	2020 Budget	2020 YTD	2020 Run	2021 Commission Budget	2020 R V 2021 B	2020 B V 2021 B
DEBT SERVICE								
581100 - BOND PRINCIPAL	4,460,000	4,630,000	4,835,000	4,835,000	4,835,000	5,000,000	(165,000)	(165,000)
582100 - BOND INTEREST	1,624,001	1,467,921	1,380,365	690,183	1,380,365	1,198,191	182,174	182,174
584000 - BOND ISSUANCE COSTS	550	550	0	0	0	0	0	0
TOTAL DEBT SERVICE	6,084,551	6,098,471	6,215,365	5,525,183	6,215,365	6,198,191	17,174	17,174
TOTAL DEPARTMENT MANAGED COSTS	6,084,551	6,098,471	6,215,365	5,525,183	6,215,365	6,198,191	17,174	17,174
NON DEPARTMENT MANAGED COSTS								
ALLOCATED COSTS								
530000 - COMMISSIONS	144,920	132,542	148,150	128,407	171,209	140,000	31,209	8,150
TOTAL ALLOCATED COSTS	144,920	132,542	148,150	128,407	171,209	140,000	31,209	8,150
TOTAL NON DEPARTMENT MANAGED COSTS	144,920	132,542	148,150	128,407	171,209	140,000	31,209	8,150
TOTAL EXPENDITURES	6,229,471	6,231,013	6,363,515	5,653,589	6,386,574	6,338,191	48,383	25,324
INTERFUND TRANSFERS								
TRANSFERS FROM/TO								
TOTAL FUND REDUCTIONS	6,229,471	6,231,013	6,363,515	5,653,589	6,386,574	6,338,191	48,383	25,324

Fund Balance

BOY Balance	+	2020 FY Run Rate Sources	-	2020 FY Run Rate Uses	=	Expected EOY 2020 Balance	Expected SOY 2021	+	2021 Budget Sources	-	2021 Budget Uses	=	Expected EOY 2021
(47,815)	+	6,245,208	-	6,386,574	=	(189,181)	(189,181)	+	6,092,786	-	6,338,191	=	(434,586)

2021 DEPARTMENT BUDGET/FORECAST REPORT - DEBT SERVICE (410)
AS OF 7/31/2020/ (21.5 PayPeriods - 82.69% of Year Lapsed)

YEAR OVER YEAR INFORMATION						YOY VARIANCE (100%)	
2018 Actual	2019 Actual	2020 Budget	2020 YTD	2020 Run	2021 Commission Budget	2020 R V 2021 B	2020 B V 2021 B

NOTES

- 2020 RUN =

Revenues = Finance Forecast

Expenses

- Personnel = YTD Costs/Number of Payroll Periods completed * 26 (total payroll periods in a year)
- Debt Service, Transfers from/To, Payments to Others, Worker's Comp Admin Fees, Insurance & Other Benefits = Budget unless YTD actual is greater
- All other expenses = (YTD Costs / # months completed -1) * 12 months

Conference Center Fund

2021 DEPARTMENT BUDGET/FORECAST REPORT - CONFERENCE CENTER (555)
AS OF 7/31/2020/ (21.5 PayPeriods - 82.69% of Year Lapsed)

	YEAR OVER YEAR INFORMATION						YOY VARIANCE (100%)	
	2018 Actual	2019 Actual	2020 Budget	2020 YTD	2020 Run	2021 Commission Budget	2020 R V 2021 B	2020 B V 2021 B
CONFERENCE CENTER (555)								
ALL FUNDING SOURCES								
CHARGES FOR SVCS								
347910 - CONCESSION REVENUES	3,772	5,766	4,000	8,712	9,382	10,000	(618)	(6,000)
347930 - CONFERENCE CENTER RENTAL	288,272	274,815	280,000	176,847	223,517	250,000	(26,483)	30,000
TOTAL CHARGES FOR SVCS	292,044	280,581	284,000	185,560	232,899	260,000	(27,101)	24,000
MISC REVENUE								
380000 - MISCELLANEOUS REVENUE	2,471	5,437	4,200	8,104	11,804	8,437	3,367	(4,237)
TOTAL MISC REVENUE	2,471	5,437	4,200	8,104	11,804	8,437	3,367	(4,237)
CONTRIBUTIONS								
371000 - CONTRIBUTIONS AND DONATIONS	21,000	63,000	0	0	0	0	0	0
TOTAL CONTRIBUTIONS	21,000	63,000	0	0	0	0	0	0
USE OF RESERVES								
389000 - USE OF RESERVES	0	0	82,886	0	0	53,000	0	0
TOTAL USE OF RESERVES	0	0	82,886	0	0	53,000	0	0
TRANSFERS FROM/TO								
391275 - TRANSFER IN FROM HOTEL/MOTEL	111,797	273,415	142,000	146,921	146,921	190,000	(43,079)	(48,000)
TOTAL TRANSFERS FROM/TO	111,797	273,415	142,000	146,921	146,921	190,000	(43,079)	(48,000)
TOTAL ALL FUNDING SOURCES	427,311	622,433	513,086	340,585	391,624	511,437	(119,813)	1,649
EXPENDITURES								
DEPARTMENT MANAGED COSTS								

2021 DEPARTMENT BUDGET/FORECAST REPORT - CONFERENCE CENTER (555)
AS OF 7/31/2020/ (21.5 PayPeriods - 82.69% of Year Lapsed)

	YEAR OVER YEAR INFORMATION						YOY VARIANCE (100%)	
	2018 Actual	2019 Actual	2020 Budget	2020 YTD	2020 Run	2021 Commission Budget	2020 R V 2021 B	2020 B V 2021 B
OPERATING COSTS (52S AND 53S)								
521200 - PROFESSIONAL SERVICES	132,949	129,837	133,000	109,749	146,332	130,000	16,332	3,000
521280 - CATERING SERVICES	28,984	38,680	30,000	27,524	36,698	40,000	(3,302)	(10,000)
521281 - LINEN SERVICE	16,902	16,465	17,000	16,090	21,454	15,000	6,454	2,000
521282 - EVENT LABOR	56,523	96,415	123,000	72,453	96,604	115,000	(18,396)	8,000
521300 - TECHNICAL	15,335	13,053	20,000	8,020	10,693	15,000	(4,307)	5,000
522100 - CLEANING SERVICES	9,162	4,255	10,000	4,681	6,241	10,000	(3,759)	0
522200 - REPAIRS AND MAINTENANCE	70	0	300	13,500	18,000	300	17,700	0
522320 - RENTAL OF EQUIPMENT AND VEHICL	4,623	3,551	4,500	2,662	3,549	4,000	(451)	500
523201 - CELL PHONE	1,045	2,090	2,280	1,520	2,027	2,280	(253)	0
523202 - COMMUNICATIONS - NON ALLOCATED	396	301	1,200	0	0	0	0	1,200
523300 - ADVERTISING	9,584	10,719	10,000	8,623	11,498	20,000	(8,502)	(10,000)
523400 - PRINTING AND BINDING	0	0	500	0	0	500	(500)	0
523500 - TRAVEL	0	0	200	0	0	0	0	200
523900 - OTHER PURCHASED SERVICES	2,110	820	3,000	1,261	1,681	2,000	(319)	1,000
531100 - GENERAL SUPPLIES AND MATERIALS	7,981	7,347	12,000	3,587	4,782	10,000	(5,218)	2,000
531600 - SMALL EQUIPMENT	14,352	11,903	13,000	10,581	14,107	15,000	(893)	(2,000)
531700 - OTHER SUPPLIES	0	0	1,000	0	0	0	0	1,000
TOTAL OPERATING COSTS (52S AND 53S)	300,015	335,435	380,980	280,249	373,666	379,080	(5,414)	1,900
CAPITAL (54S)								
542500 - OTHER EQUIPMENT	0	0	0	14,395	19,193	0	19,193	0
TOTAL CAPITAL (54S)	0	0	0	14,395	19,193	0	19,193	0
UNCLASSIFIED								
561510 - DEPRECIATION-MACHINERY & EQUIP	38,350	12,558	40,000	0	0	32,000	(32,000)	8,000
TOTAL UNCLASSIFIED	38,350	12,558	40,000	0	0	32,000	(32,000)	8,000
TOTAL DEPARTMENT MANAGED COSTS	338,365	347,993	420,980	294,644	392,859	411,080	(18,221)	9,900
NON DEPARTMENT MANAGED COSTS								

2021 DEPARTMENT BUDGET/FORECAST REPORT - CONFERENCE CENTER (555)
AS OF 7/31/2020/ (21.5 PayPeriods - 82.69% of Year Lapsed)

	YEAR OVER YEAR INFORMATION						YOY VARIANCE (100%)	
	2018 Actual	2019 Actual	2020 Budget	2020 YTD	2020 Run	2021 Commission Budget	2020 R V 2021 B	2020 B V 2021 B
ALLOCATED COSTS								
522110 - DISPOSAL	666	727	810	606	807	810	(3)	0
522130 - CUSTODIAL SERVICES	28,440	32,004	33,846	28,205	37,607	36,215	1,392	(2,369)
522140 - LAWN CARE	5,779	5,780	5,771	5,184	6,912	5,771	1,141	0
522218 - PEST CONTROL	166	152	165	111	148	165	(17)	0
523200 - COMMUNICATIONS - ALLOCATED	2,513	2,931	3,420	2,719	3,625	3,420	205	0
531210 - WATER/SEWER	2,143	1,822	3,114	3,100	4,133	6,228	(2,095)	(3,114)
531230 - ELECTRICITY	35,543	46,487	44,980	39,826	53,101	47,748	5,353	(2,768)
TOTAL ALLOCATED COSTS	75,251	89,903	92,106	79,749	106,332	100,357	5,975	(8,251)
TOTAL NON DEPARTMENT MANAGED COSTS	75,251	89,903	92,106	79,749	106,332	100,357	5,975	(8,251)
TOTAL EXPENDITURES	413,616	437,895	513,086	374,393	499,191	511,437	(12,246)	1,649
INTERFUND TRANSFERS								
TRANSFERS FROM/TO								
TOTAL FUND REDUCTIONS	413,616	437,895	513,086	374,393	499,191	511,437	(12,246)	1,649

Fund Balance

BOY Balance	+	2020 FY Run Rate Sources	-	2020 FY Run Rate Uses	=	Expected EOY 2020 Balance	Expected SOY 2021	+	2021 Budget Sources	-	2021 Budget Uses	=	Expected EOY 2021
709,366	+	391,624	-	499,191	=	601,800	601,800	+	458,437	-	511,437	=	548,800

NOTES

- 2020 RUN =

  Revenues = Finance Forecast

  Expenses
  - Personnel = YTD Costs/Number of Payroll Periods completed * 26 (total payroll periods in a year)
  - Debt Service, Transfers from/To, Payments to Others, Worker's Comp Admin Fees, Insurance & Other Benefits = Budget unless YTD actual is greater
  - All other expenses = (YTD Costs / # months completed -1) * 12 months

EMS Fund

2021 DEPARTMENT BUDGET/FORECAST REPORT - EMERGENCY MEDICAL SERVICES (580)
AS OF 7/31/2020/ (21.5 PayPeriods - 82.69% of Year Lapsed)

	YEAR OVER YEAR INFORMATION						YOY VARIANCE (100%)	
	2018 Actual	2019 Actual	2020 Budget	2020 YTD	2020 Run	2021 Commission Budget	2020 R V 2021 B	2020 B V 2021 B
EMERGENCY MEDICAL SERVICES (580)								
ALL FUNDING SOURCES								
INTERGOVT								
331113 - FEDERAL DIR - PUBLIC WELFARE	0	0	134,153	134,153	134,153	0	134,153	134,153
334152 - STATE DIRECT PUBLIC WELFARE	0	19,018	34,968	34,967	34,967	0	34,967	34,968
TOTAL INTERGOVT	0	19,018	169,121	169,120	169,120	0	169,120	169,121
CHARGES FOR SVCS								
341200 - TITLE SERVICE CHARGE	5,436	5,765	7,000	9,758	10,928	10,000	928	(3,000)
342214 - SPECIAL SERVICES	293	4,744	0	2,353	2,353	5,000	(2,647)	(5,000)
342600 - AMBULANCE FEES	9,826,267	10,689,119	10,022,724	6,977,996	8,848,450	10,685,000	(1,836,550)	(662,276)
342601 - EMS MEDICARE ADJUSTMENTS	(2,322,854)	(2,865,881)	(1,836,000)	(1,575,580)	(1,881,580)	(2,000,000)	118,420	164,000
342610 - MISC AMBULANCE FEES	0	5,300	0	0	0	0	0	0
342620 - AMBULANCE FEES-COLLECTION AGEN	211,280	557,667	200,000	282,669	315,999	300,000	15,999	(100,000)
TOTAL CHARGES FOR SVCS	7,720,421	8,396,715	8,393,724	5,697,196	7,296,150	9,000,000	(1,703,850)	(606,276)
MISC REVENUE								
382500 - CAPITAL CONTRIBUTIONS	0	18,600	0	0	0	0	0	0
TOTAL MISC REVENUE	0	18,600	0	0	0	0	0	0
CONTRIBUTIONS								
371000 - CONTRIBUTIONS AND DONATIONS	34,522	0	0	0	0	0	0	0
TOTAL CONTRIBUTIONS	34,522	0	0	0	0	0	0	0
SALE OF ASSETS								
392100 - SALE OF ASSETS	0	4,400	0	5,500	5,500	0	5,500	0
TOTAL SALE OF ASSETS	0	4,400	0	5,500	5,500	0	5,500	0
BOND/DEBT PROCEEDS								
393600 - INSURANCE RECOVERY	16,762	84,392	0	0	0	0	0	0
TOTAL BOND/DEBT PROCEEDS	16,762	84,392	0	0	0	0	0	0
USE OF RESERVES								
389000 - USE OF RESERVES	0	0	360,000	0	0	545,000	0	0
TOTAL USE OF RESERVES	0	0	360,000	0	0	545,000	0	0

2021 DEPARTMENT BUDGET/FORECAST REPORT - EMERGENCY MEDICAL SERVICES (580)
AS OF 7/31/2020/ (21.5 PayPeriods - 82.69% of Year Lapsed)

	YEAR OVER YEAR INFORMATION						YOY VARIANCE (100%)	
	2018 Actual	2019 Actual	2020 Budget	2020 YTD	2020 Run	2021 Commission Budget	2020 R V 2021 B	2020 B V 2021 B
TRANSFERS FROM/TO								
391100 - TRANSFER IN FROM GENERAL FUND	1,593,088	1,750,000	1,750,000	1,458,333	1,750,000	4,440,068	(2,690,068)	(2,690,068)
391270 - TRANSFER IN FROM FIRE FUND	541,603	947,058	1,519,713	1,266,428	1,519,713	0	1,519,713	1,519,713
TOTAL TRANSFERS FROM/TO	2,134,691	2,697,058	3,269,713	2,724,761	3,269,713	4,440,068	(1,170,355)	(1,170,355)
TOTAL ALL FUNDING SOURCES	9,906,396	11,220,182	12,192,558	8,596,577	10,740,483	13,985,068	(3,244,585)	(1,792,510)
EXPENDITURES								
DEPARTMENT MANAGED COSTS								
PERSONNEL (ALL 51S EXCEPT WC)								
511100 - REGULAR EMPLOYEES	3,869,348	4,382,805	4,946,264	3,770,249	4,559,370	5,576,448	(1,017,078)	(630,184)
511102 - SALARIES/ COURT SERVICE	157	138	0	92	111	0	111	0
511103 - WORKED HOLIDAY	130,390	150,984	131,840	157,134	190,022	156,924	33,098	(25,084)
511115 - PERFECT ATTENDANCE	12,247	16,697	18,540	14,685	18,540	21,600	(3,060)	(3,060)
511117 - SPECIAL EVENTS	1,204	4,936	0	2,718	3,286	0	3,286	0
511121 - PAID LEAVE	0	0	0	19,139	23,145	0	23,145	0
511200 - PART TIME/TEMP EMPLOYEES	4,939	12,237	36,212	9,900	11,972	39,096	(27,124)	(2,884)
511300 - OVERTIME	226,156	226,278	200,850	221,236	267,541	263,520	4,021	(62,670)
TOTAL COMPENSATION	4,244,440	4,794,075	5,333,706	4,195,151	5,073,988	6,057,588	(983,600)	(723,882)
512101 - GROUP INSURANCE - HEALTH	740,954	783,555	816,631	689,035	833,251	1,198,333	(365,082)	(381,702)
512102 - GROUP INSURANCE - LIFE	5,345	5,162	5,867	4,420	5,345	6,536	(1,191)	(669)
512103 - GROUP INSURANCE - DENTAL	22,285	22,754	24,855	20,628	24,946	30,876	(5,930)	(6,021)
512104 - GROUP INSURANCE-LONG TERM DIS	9,926	11,292	12,634	9,689	11,717	14,140	(2,423)	(1,506)
512105 - GROUP INSURANCE-SHORT TERM DIS	2,320	2,474	2,775	2,074	2,508	2,939	(431)	(164)
512106 - EMPLOYEE ASSISTANCE PROGRAM	425	786	882	659	797	936	(139)	(54)
512403 - DEFINED BENEFIT PLAN	(64,488)	1,198,864	794,624	624,317	754,988	963,154	(208,166)	(168,530)
TOTAL BENEFITS	716,768	2,024,886	1,658,268	1,350,822	1,633,552	2,216,914	(583,362)	(558,646)
512200 - SOCIAL SECURITY (FICA) CONT	242,401	267,546	330,690	243,213	294,118	375,570	(81,452)	(44,880)
512300 - MEDICARE	56,691	62,571	77,338	56,880	68,786	87,836	(19,050)	(10,498)
TOTAL PAYROLL TAXES	299,091	330,118	408,028	300,093	362,904	463,406	(100,502)	(55,378)
TOTAL PERSONNEL (ALL 51S EXCEPT WC)	5,260,299	7,149,079	7,400,002	5,846,067	7,070,443	8,737,908	(1,667,465)	(1,337,906)

2021 DEPARTMENT BUDGET/FORECAST REPORT - EMERGENCY MEDICAL SERVICES (580)
AS OF 7/31/2020/ (21.5 PayPeriods - 82.69% of Year Lapsed)

	YEAR OVER YEAR INFORMATION						YOY VARIANCE (100%)	
	2018 Actual	2019 Actual	2020 Budget	2020 YTD	2020 Run	2021 Commission Budget	2020 R V 2021 B	2020 B V 2021 B
OPERATING COSTS (52S AND 53S)								
521200 - PROFESSIONAL SERVICES	12,182	15,048	9,500	4,004	5,339	11,500	(6,161)	(2,000)
521300 - TECHNICAL	14,224	8,266	22,500	7,355	9,807	7,500	2,307	15,000
522116 - DISPOSAL-ENVIRONMENTAL	0	0	3,000	111	149	3,000	(2,851)	0
522200 - REPAIRS AND MAINTENANCE	87	9,881	22,500	5,461	7,282	20,000	(12,718)	2,500
522202 - VEHICLE MAINTENANCE	135,643	175,532	160,000	140,496	187,328	160,000	27,328	0
522203 - VEHICLE REPAIRS- INSURANCE CLM	0	25,128	48,454	2,132	2,843	48,454	(45,611)	0
522320 - RENTAL OF EQUIPMENT AND VEHICL	350	0	1,000	334	445	750	(305)	250
523110 - INSURANCE DEDUCTIBLES	0	13,701	0	11,915	15,886	0	15,886	0
523201 - CELL PHONE	5,917	4,471	11,000	8,189	10,918	25,000	(14,082)	(14,000)
523250 - POSTAGE	1,496	1,091	1,800	1,135	1,514	1,800	(286)	0
523300 - ADVERTISING	0	0	800	0	0	300	(300)	500
523400 - PRINTING AND BINDING	707	0	1,500	335	447	1,500	(1,053)	0
523500 - TRAVEL	6,639	10,664	8,635	5,336	7,115	12,150	(5,035)	(3,515)
523600 - DUES AND FEES	743	868	1,600	3,196	4,262	2,915	1,347	(1,315)
523700 - EDUCATION AND TRAINING	12,121	18,941	22,135	5,641	7,522	24,515	(16,993)	(2,380)
523800 - LICENSES	34,394	41,315	68,000	41,500	55,333	83,600	(28,267)	(15,600)
523900 - OTHER PURCHASED SERVICES	325,247	298,205	350,000	238,090	317,453	350,000	(32,547)	0
523902 - CREDIT CARD FEES	6,781	7,561	6,000	6,350	8,466	6,000	2,466	0
531100 - GENERAL SUPPLIES AND MATERIALS	2,573	6,689	147,153	42,186	56,248	58,000	(1,752)	89,153
531270 - GASOLINE	128,450	145,467	178,000	103,184	137,579	178,000	(40,421)	0
531300 - FOOD	1,600	75	1,000	306	408	1,000	(592)	0
531400 - BOOKS AND PERIODICALS	2,399	2,526	15,000	10,263	13,684	25,000	(11,316)	(10,000)
531600 - SMALL EQUIPMENT	15,460	8,148	21,000	19,666	26,221	87,500	(61,279)	(66,500)
531612 - MOBILE RADIOS	0	17	7,500	2,272	3,030	6,000	(2,970)	1,500
531615 - PORTABLE RADIOS	0	206	7,500	0	0	15,000	(15,000)	(7,500)
531620 - OFFICE FURNITURE/FURNISHINGS	95	892	800	153	204	800	(596)	0
531650 - OTHER MISCELLANEOUS EQUIPMENT	55	441	2,500	1,136	1,514	3,500	(1,986)	(1,000)
531660 - NON ASSET COMPUTER EQUIPMENT	30,184	7,505	17,450	2,477	3,303	29,200	(25,897)	(11,750)
531700 - OTHER SUPPLIES	33,291	14,368	129,468	8,523	11,365	82,500	(71,135)	46,968
531710 - BUNKER GEAR	0	6,181	30,927	1,230	1,640	30,927	(29,287)	0
531711 - EMS SUPPLIES	177,124	222,632	200,000	173,688	231,584	200,000	31,584	0
531712 - UNIFORMS	16,062	5,419	18,864	24,598	32,798	22,000	10,798	(3,136)
531713 - PHARMACEUTICALS	47,729	49,962	65,000	53,377	71,169	65,000	6,169	0
TOTAL OPERATING COSTS (52S AND 53S)	1,011,553	1,101,199	1,580,586	924,641	1,232,854	1,563,411	(330,557)	17,175

2021 DEPARTMENT BUDGET/FORECAST REPORT - EMERGENCY MEDICAL SERVICES (580)
AS OF 7/31/2020/ (21.5 PayPeriods - 82.69% of Year Lapsed)

	YEAR OVER YEAR INFORMATION						YOY VARIANCE (100%)	
	2018 Actual	2019 Actual	2020 Budget	2020 YTD	2020 Run	2021 Commission Budget	2020 R V 2021 B	2020 B V 2021 B
CAPITAL (54S)								
542200 - VEHICLES	0	0	0	129,725	172,967	0	172,967	0
542500 - OTHER EQUIPMENT	0	0	63,000	47,361	63,148	0	63,148	63,000
TOTAL CAPITAL (54S)	0	0	63,000	177,086	236,115	0	236,115	63,000
NON-OPERATIONAL COSTS								
574000 - BAD DEBT EXPENSE	3,036,058	3,191,478	2,665,600	1,945,629	2,665,600	3,200,000	(534,400)	(534,400)
575000 - LOSS ON DISPOSITION OF ASSETS	0	193,159	0	0	0	0	0	0
TOTAL NON-OPERATIONAL COSTS	3,036,058	3,384,637	2,665,600	1,945,629	2,665,600	3,200,000	(534,400)	(534,400)
DEBT SERVICE								
UNCLASSIFIED								
519999 - OPEB EXPENSE	(405)	184,841	0	0	0	0	0	0
561000 - DEPRECIATION EXPENSE	0	399,585	400,000	0	0	400,000	(400,000)	0
561510 - DEPRECIATION-MACHINERY & EQUIP	404,308	0	0	0	0	0	0	0
TOTAL UNCLASSIFIED	403,903	584,426	400,000	0	0	400,000	(400,000)	0
TOTAL DEPARTMENT MANAGED COSTS	9,711,813	12,219,341	12,109,188	8,893,423	11,205,013	13,901,319	(2,696,306)	(1,792,131)
NON DEPARTMENT MANAGED COSTS								
ALLOCATED COSTS								
512700 - WORKER'S COMP ADMIN FEES	20,973	19,264	19,155	19,397	19,397	20,293	(896)	(1,138)
512701 - WORKERS COMP CLAIMS	26,665	11,638	21,525	3,934	5,245	9,032	(3,787)	12,493
523100 - INSURANCE, OTHER BENEFITS	32,891	34,839	32,929	37,334	37,334	44,535	(7,201)	(11,606)
523200 - COMMUNICATIONS - ALLOCATED	2,696	2,546	2,880	2,326	3,101	2,880	221	0
523920 - DOCUMENT SERVICES	2,681	2,745	2,681	2,268	3,024	2,809	215	(128)
531230 - ELECTRICITY	3,124	1,874	4,200	619	825	4,200	(3,375)	0
TOTAL ALLOCATED COSTS	89,030	72,906	83,370	65,878	68,927	83,749	(14,822)	(379)
TOTAL NON DEPARTMENT MANAGED COSTS	89,030	72,906	83,370	65,878	68,927	83,749	(14,822)	(379)
TOTAL EXPENDITURES	9,800,843	12,292,248	12,192,558	8,959,301	11,273,940	13,985,068	(2,711,128)	(1,792,510)
INTERFUND TRANSFERS								
TRANSFERS FROM/TO								
TOTAL FUND REDUCTIONS	9,800,843	12,292,248	12,192,558	8,959,301	11,273,940	13,985,068	(2,711,128)	(1,792,510)

2021 DEPARTMENT BUDGET/FORECAST REPORT - EMERGENCY MEDICAL SERVICES (580)
AS OF 7/31/2020/ (21.5 PayPeriods - 82.69% of Year Lapsed)

YEAR OVER YEAR INFORMATION						YOY VARIANCE (100%)	
2018 Actual	2019 Actual	2020 Budget	2020 YTD	2020 Run	2021 Commission Budget	2020 R V 2021 B	2020 B V 2021 B

Fund Balance

BOY Balance		2020 FY Run Rate Sources		2020 FY Run Rate Uses		Expected EOY 2020 Balance	Expected SOY 2021		2021 Budget Sources		2021 Budget Uses		Expected EOY 2021
856,745	+	10,740,483	-	11,273,940	=	323,288	323,288	+	13,440,068	-	13,985,068	=	(221,712)

NOTES

- 2020 RUN =

Revenues = Finance Forecast

Expenses

- Personnel = YTD Costs/Number of Payroll Periods completed * 26 (total payroll periods in a year)
- Debt Service, Transfers from/To, Payments to Others, Worker's Comp Admin Fees, Insurance & Other Benefits = Budget unless YTD actual is greater
- All other expenses = (YTD Costs / # months completed -1) * 12 months

CHEROKEE COUNTY BOARD OF COMMISSIONERS
EMERGENCY MEDICAL SERVICES
2021 HEADCOUNT

		2018 Budget				2019 Budget				2020 Budget				2021 Budget			
		FT	PT	SPT	Total	FT	PT	SPT	Total	FT	PT	SPT	Total	FT	PT	SPT	Total
EMS OPERATIONS (3610)	DBMF - DATABASE MGR FIRE DEPARTMENT	0.00	0.00	0.00	0.00	0.00	0.00	0.00	0.00	0.00	0.00	0.00	0.00	1.00	0.00	0.00	1.00
	EASB - EMS ADMIN ASST BILLING	0.00	0.00	0.00	0.00	0.00	0.00	0.00	0.00	0.00	0.00	0.00	0.00	2.00	0.00	0.00	2.00
	EMSC - EMS CHIEF	0.00	0.00	0.00	0.00	0.00	0.00	0.00	0.00	0.00	0.00	0.00	0.00	1.00	0.00	0.00	1.00
	ETOF - EMS TRAINING OFFICER	0.00	0.00	0.00	0.00	0.00	0.00	0.00	0.00	0.00	0.00	0.00	0.00	1.00	0.00	0.00	1.00
	PPDF - PARAMEDIC PROGRAM DIRECTOR	0.00	0.00	0.00	0.00	0.00	0.00	0.00	0.00	0.00	0.00	0.00	0.00	1.00	0.00	0.00	1.00
	PTCC - PT CLINICAL COORDINATOR EMS	0.00	0.00	0.00	0.00	0.00	0.00	0.00	0.00	0.00	0.00	0.00	0.00	0.00	1.00	0.00	1.00
	QAQI - QUALITY/QI	0.00	0.00	0.00	0.00	0.00	0.00	0.00	0.00	0.00	0.00	0.00	0.00	2.00	0.00	0.00	2.00
	Total	**0.00**	**0.00**	**0.00**	**0.00**	**0.00**	**0.00**	**0.00**	**0.00**	**0.00**	**0.00**	**0.00**	**0.00**	**8.00**	**1.00**	**0.00**	**9.00**
EMS (3630)	CAPF - CAPTAIN FIRE	2.00	0.00	0.00	2.00	1.00	0.00	0.00	1.00	1.00	0.00	0.00	1.00	2.00	0.00	0.00	2.00
	DVCF - DIVISION CHIEF	0.00	0.00	0.00	0.00	1.00	0.00	0.00	1.00	1.00	0.00	0.00	1.00	0.00	0.00	0.00	0.00
	EASB - EMS ADMIN ASST BILLING	1.00	0.00	0.00	1.00	1.00	0.00	0.00	1.00	1.00	0.00	0.00	1.00	0.00	0.00	0.00	0.00
	EMSC - EMS CHIEF	1.00	0.00	0.00	1.00	0.00	0.00	0.00	0.00	0.00	0.00	0.00	0.00	0.00	0.00	0.00	0.00
	ETOF - EMS TRAINING OFFICER	1.00	0.00	0.00	1.00	1.00	0.00	0.00	1.00	1.00	0.00	0.00	1.00	0.00	0.00	0.00	0.00
	FAOP - FIRE APPARATUS OPERATOR	22.00	0.00	0.00	22.00	18.00	0.00	0.00	18.00	17.00	0.00	0.00	17.00	22.00	0.00	0.00	22.00
	FAPA - FIRE APPARATUS OPER PARAMEDIC	12.00	0.00	0.00	12.00	15.00	0.00	0.00	15.00	20.00	0.00	0.00	20.00	17.00	0.00	0.00	17.00
	FF - FIREFIGHTER	15.00	0.00	0.00	15.00	15.00	0.00	0.00	15.00	23.00	0.00	0.00	23.00	23.00	0.00	0.00	23.00
	FFEL - FIREFIGHTER ENTRY LEVEL	13.00	0.00	0.00	13.00	15.00	0.00	0.00	15.00	13.00	0.00	0.00	13.00	12.00	0.00	0.00	12.00
	FFPA - FIREFIGHTER PARAMEDIC	3.00	0.00	0.00	3.00	1.00	0.00	0.00	1.00	0.00	0.00	0.00	0.00	0.00	0.00	0.00	0.00
	LTFE - LIEUTENANT - FIRE	2.00	0.00	0.00	2.00	2.00	0.00	0.00	2.00	2.00	0.00	0.00	2.00	5.00	0.00	0.00	5.00
	MDCN - MEDCON	3.00	0.00	0.00	3.00	6.00	0.00	0.00	6.00	3.00	0.00	0.00	3.00	6.00	0.00	0.00	6.00
	PPDF - PARAMEDIC PROGRAM DIRECTOR	1.00	0.00	0.00	1.00	1.00	0.00	0.00	1.00	1.00	0.00	0.00	1.00	0.00	0.00	0.00	0.00

		2018 Budget				2019 Budget				2020 Budget				2021 Budget			
		FT	PT	SPT	Total	FT	PT	SPT	Total	FT	PT	SPT	Total	FT	PT	SPT	Total
EMS (3630)	PTCC - PT CLINICAL COORDINATOR EMS	0.00	0.00	0.00	0.00	0.00	0.00	0.00	0.00	0.00	1.00	0.00	1.00	0.00	0.00	0.00	0.00
	PTFE - PT FIREFIGHTER ENTRY LEVEL	0.00	2.00	0.00	2.00	0.00	2.00	0.00	2.00	0.00	0.00	0.00	0.00	0.00	0.00	0.00	0.00
	QAQI - QUALITY/QI	2.00	0.00	0.00	2.00	3.00	0.00	0.00	3.00	3.00	0.00	0.00	3.00	0.00	0.00	0.00	0.00
	SGTF - SERGEANT FIRE	9.00	0.00	0.00	9.00	11.00	0.00	0.00	11.00	12.00	0.00	0.00	12.00	10.00	0.00	0.00	10.00
	Total	**87.00**	**2.00**	**0.00**	**89.00**	**91.00**	**2.00**	**0.00**	**93.00**	**98.00**	**1.00**	**0.00**	**99.00**	**97.00**	**0.00**	**0.00**	**97.00**
Total		**87.00**	**2.00**	**0.00**	**89.00**	**91.00**	**2.00**	**0.00**	**93.00**	**98.00**	**1.00**	**0.00**	**99.00**	**105.00**	**1.00**	**0.00**	**106.00**

2021 DEPARTMENT BUDGET/FORECAST REPORT - EMERGENCY MEDICAL SERVICES (580) / ORG - 3610 - EMS ADMINISTRATION
AS OF 7/31/2020/ (21.5 PayPeriods - 82.69% of Year Lapsed)

	YEAR OVER YEAR INFORMATION						YOY VARIANCE (100%)	
	2018 Actual	2019 Actual	2020 Budget	2020 YTD	2020 Run	2021 Commission Budget	2020 R V 2021 B	2020 B V 2021 B
EXPENDITURES								
PERSONNEL (ALL 51S EXCEPT WC)								
511100 - REGULAR EMPLOYEES	0	0	0	0	0	505,288	(505,288)	(505,288)
511103 - WORKED HOLIDAY	0	0	0	0	0	324	(324)	(324)
511115 - PERFECT ATTENDANCE	0	0	0	0	0	3,240	(3,240)	(3,240)
511200 - PART TIME/TEMP EMPLOYEES	0	0	0	0	0	39,096	(39,096)	(39,096)
511300 - OVERTIME	0	0	0	0	0	4,320	(4,320)	(4,320)
TOTAL COMPENSATION	0	0	0	0	0	552,268	(552,268)	(552,268)
512101 - GROUP INSURANCE - HEALTH	0	0	0	0	0	88,007	(88,007)	(88,007)
512102 - GROUP INSURANCE - LIFE	0	0	0	0	0	580	(580)	(580)
512103 - GROUP INSURANCE - DENTAL	0	0	0	0	0	1,914	(1,914)	(1,914)
512104 - GROUP INSURANCE-LONG TERM DIS	0	0	0	0	0	1,319	(1,319)	(1,319)
512105 - GROUP INSURANCE-SHORT TERM DIS	0	0	0	0	0	197	(197)	(197)
512106 - EMPLOYEE ASSISTANCE PROGRAM	0	0	0	0	0	63	(63)	(63)
512403 - DEFINED BENEFIT PLAN	0	0	0	0	0	82,134	(82,134)	(82,134)
TOTAL BENEFITS	0	0	0	0	0	174,214	(174,214)	(174,214)
512200 - SOCIAL SECURITY (FICA) CONT	0	0	0	0	0	34,240	(34,240)	(34,240)
512300 - MEDICARE	0	0	0	0	0	8,008	(8,008)	(8,008)
TOTAL PAYROLL TAXES	0	0	0	0	0	42,248	(42,248)	(42,248)
TOTAL PERSONNEL (ALL 51S EXCEPT WC)	0	0	0	0	0	768,730	(768,730)	(768,730)
TOTAL DEPARTMENT MANAGED COSTS	0	0	0	0	0	768,730	(768,730)	(768,730)
ALLOCATED COSTS								
512700 - WORKER'S COMP ADMIN FEES	0	0	0	0	0	1,580	(1,580)	(1,580)
523100 - INSURANCE, OTHER BENEFITS	0	0	0	0	0	6,502	(6,502)	(6,502)
TOTAL ALLOCATED COSTS	0	0	0	0	0	8,082	(8,082)	(8,082)
TOTAL NON DEPARTMENT MANAGED COSTS	0	0	0	0	0	8,082	(8,082)	(8,082)
TOTAL EXPENDITURES	0	0	0	0	0	776,812	(776,812)	(776,812)
TOTAL FUND REDUCTIONS	0	0	0	0	0	776,812	(776,812)	(776,812)

2021 DEPARTMENT BUDGET/FORECAST REPORT - EMERGENCY MEDICAL SERVICES (580) / ORG - 3610 - EMS ADMINISTRATION
AS OF 7/31/2020/ (21.5 PayPeriods - 82.69% of Year Lapsed)

	YEAR OVER YEAR INFORMATION						YOY VARIANCE (100%)	
	2018 Actual	2019 Actual	2020 Budget	2020 YTD	2020 Run	2021 Commission Budget	2020 R V 2021 B	2020 B V 2021 B

NOTES

- 2020 RUN =

  Revenues = Finance Forecast

  Expenses
  - Personnel = YTD Costs/Number of Payroll Periods completed * 26 (total payroll periods in a year)
  - Debt Service, Transfers from/To, Payments to Others, Worker's Comp Admin Fees, Insurance & Other Benefits = Budget unless YTD actual is greater
  - All other expenses = (YTD Costs / # months completed -1) * 12 months

CHEROKEE COUNTY BOARD OF COMMISSIONERS
EMS OPERATIONS
2021 HEADCOUNT

	2021 Budget			
	FT	PT	SPT	Total
DBMF - DATABASE MGR FIRE DEPARTMENT	1.00	0.00	0.00	1.00
EASB - EMS ADMIN ASST BILLING	2.00	0.00	0.00	2.00
EMSC - EMS CHIEF	1.00	0.00	0.00	1.00
ETOF - EMS TRAINING OFFICER	1.00	0.00	0.00	1.00
PPDF - PARAMEDIC PROGRAM DIRECTOR	1.00	0.00	0.00	1.00
PTCC - PT CLINICAL COORDINATOR EMS	0.00	1.00	0.00	1.00
QAQI - QUALITY/QI	2.00	0.00	0.00	2.00
Total	**8.00**	**1.00**	**0.00**	**9.00**

2021 DEPARTMENT BUDGET/FORECAST REPORT - EMERGENCY MEDICAL SERVICES (580) / ORG - 3630 - EMS OPERATIONS
AS OF 7/31/2020/ (21.5 PayPeriods - 82.69% of Year Lapsed)

	YEAR OVER YEAR INFORMATION						YOY VARIANCE (100%)	
	2018 Actual	2019 Actual	2020 Budget	2020 YTD	2020 Run	2021 Commission Budget	2020 R V 2021 B	2020 B V 2021 B
392100 - SALE OF ASSETS	0	0	0	0	5,500	0	5,500	0
TOTAL SALE OF ASSETS	0	0	0	0	5,500	0	5,500	0
TOTAL ALL FUNDING SOURCES	0	0	0	0	5,500	0	5,500	0
EXPENDITURES								
DEPARTMENT MANAGED COSTS								
PERSONNEL (ALL 51S EXCEPT WC)								
511100 - REGULAR EMPLOYEES	3,869,348	4,382,805	4,946,264	3,770,249	4,559,370	5,071,160	(511,790)	(124,896)
511102 - SALARIES/ COURT SERVICE	157	138	0	92	111	0	111	0
511103 - WORKED HOLIDAY	130,390	150,984	131,840	157,134	190,022	156,600	33,422	(24,760)
511115 - PERFECT ATTENDANCE	12,247	16,697	18,540	14,685	18,540	18,360	180	180
511117 - SPECIAL EVENTS	1,204	4,936	0	2,718	3,286	0	3,286	0
511121 - PAID LEAVE	0	0	0	19,139	23,145	0	23,145	0
511200 - PART TIME/TEMP EMPLOYEES	4,939	12,237	36,212	9,900	11,972	0	11,972	36,212
511300 - OVERTIME	226,156	226,278	200,850	221,236	267,541	259,200	8,341	(58,350)
TOTAL COMPENSATION	4,244,440	4,794,075	5,333,706	4,195,151	5,073,988	5,505,320	(431,332)	(171,614)
512101 - GROUP INSURANCE - HEALTH	740,954	783,555	816,631	689,035	833,251	1,110,326	(277,075)	(293,695)
512102 - GROUP INSURANCE - LIFE	5,345	5,162	5,867	4,420	5,345	5,956	(611)	(89)
512103 - GROUP INSURANCE - DENTAL	22,285	22,754	24,855	20,628	24,946	28,962	(4,016)	(4,107)
512104 - GROUP INSURANCE-LONG TERM DIS	9,926	11,292	12,634	9,689	11,717	12,821	(1,104)	(187)
512105 - GROUP INSURANCE-SHORT TERM DIS	2,320	2,474	2,775	2,074	2,508	2,742	(234)	33
512106 - EMPLOYEE ASSISTANCE PROGRAM	425	786	882	659	797	873	(76)	9
512403 - DEFINED BENEFIT PLAN	(64,488)	1,198,864	794,624	624,317	754,988	881,020	(126,032)	(86,396)
TOTAL BENEFITS	716,768	2,024,886	1,658,268	1,350,822	1,633,552	2,042,700	(409,148)	(384,432)
512200 - SOCIAL SECURITY (FICA) CONT	242,401	267,546	330,690	243,213	294,118	341,330	(47,212)	(10,640)
512300 - MEDICARE	56,691	62,571	77,338	56,880	68,786	79,828	(11,042)	(2,490)
TOTAL PAYROLL TAXES	299,091	330,118	408,028	300,093	362,904	421,158	(58,254)	(13,130)
TOTAL PERSONNEL (ALL 51S EXCEPT WC)	5,260,299	7,149,079	7,400,002	5,846,067	7,070,443	7,969,178	(898,735)	(569,176)

2021 DEPARTMENT BUDGET/FORECAST REPORT - EMERGENCY MEDICAL SERVICES (580) / ORG - 3630 - EMS OPERATIONS
AS OF 7/31/2020/ (21.5 PayPeriods - 82.69% of Year Lapsed)

	YEAR OVER YEAR INFORMATION						YOY VARIANCE (100%)	
	2018 Actual	2019 Actual	2020 Budget	2020 YTD	2020 Run	2021 Commission Budget	2020 R V 2021 B	2020 B V 2021 B
OPERATING COSTS (52S AND 53S)								
521200 - PROFESSIONAL SERVICES	12,182	15,048	9,500	4,004	5,339	11,500	(6,161)	(2,000)
521300 - TECHNICAL	14,224	8,266	22,500	7,355	9,807	7,500	2,307	15,000
522116 - DISPOSAL-ENVIRONMENTAL	0	0	3,000	111	149	3,000	(2,851)	0
522200 - REPAIRS AND MAINTENANCE	87	9,881	22,500	5,461	7,282	20,000	(12,718)	2,500
522202 - VEHICLE MAINTENANCE	135,643	175,532	160,000	140,496	187,328	160,000	27,328	0
522203 - VEHICLE REPAIRS- INSURANCE CLM	0	25,128	48,454	2,132	2,843	48,454	(45,611)	0
522320 - RENTAL OF EQUIPMENT AND VEHICL	350	0	1,000	334	445	750	(305)	250
523110 - INSURANCE DEDUCTIBLES	0	13,701	0	11,915	15,886	0	15,886	0
523201 - CELL PHONE	5,917	4,471	11,000	8,189	10,918	25,000	(14,082)	(14,000)
523250 - POSTAGE	1,496	1,091	1,800	1,135	1,514	1,800	(286)	0
523300 - ADVERTISING	0	0	800	0	0	300	(300)	500
523400 - PRINTING AND BINDING	707	0	1,500	335	447	1,500	(1,053)	0
523500 - TRAVEL	6,639	10,664	8,635	5,336	7,115	12,150	(5,035)	(3,515)
523600 - DUES AND FEES	743	868	1,600	3,196	4,262	2,915	1,347	(1,315)
523700 - EDUCATION AND TRAINING	12,121	18,941	22,135	5,641	7,522	24,515	(16,993)	(2,380)
523800 - LICENSES	34,394	41,315	68,000	41,500	55,333	83,600	(28,267)	(15,600)
523900 - OTHER PURCHASED SERVICES	325,247	298,205	350,000	238,090	317,453	350,000	(32,547)	0
523902 - CREDIT CARD FEES	6,781	7,561	6,000	6,350	8,466	6,000	2,466	0
531100 - GENERAL SUPPLIES AND MATERIALS	2,573	6,689	147,153	42,186	56,248	58,000	(1,752)	89,153
531270 - GASOLINE	128,450	145,467	178,000	103,184	137,579	178,000	(40,421)	0
531300 - FOOD	1,600	75	1,000	306	408	1,000	(592)	0
531400 - BOOKS AND PERIODICALS	2,399	2,526	15,000	10,263	13,684	25,000	(11,316)	(10,000)
531600 - SMALL EQUIPMENT	15,460	8,148	21,000	19,666	26,221	87,500	(61,279)	(66,500)
531612 - MOBILE RADIOS	0	17	7,500	2,272	3,030	6,000	(2,970)	1,500
531615 - PORTABLE RADIOS	0	206	7,500	0	0	15,000	(15,000)	(7,500)
531620 - OFFICE FURNITURE/FURNISHINGS	95	892	800	153	204	800	(596)	0
531650 - OTHER MISCELLANEOUS EQUIPMENT	55	441	2,500	1,136	1,514	3,500	(1,986)	(1,000)
531660 - NON ASSET COMPUTER EQUIPMENT	30,184	7,505	17,450	2,477	3,303	29,200	(25,897)	(11,750)
531700 - OTHER SUPPLIES	33,291	14,368	129,468	8,523	11,365	82,500	(71,135)	46,968
531710 - BUNKER GEAR	0	6,181	30,927	1,230	1,640	30,927	(29,287)	0
531711 - EMS SUPPLIES	177,124	222,632	200,000	173,688	231,584	200,000	31,584	0
531712 - UNIFORMS	16,062	5,419	18,864	24,598	32,798	22,000	10,798	(3,136)
531713 - PHARMACEUTICALS	47,729	49,962	65,000	53,377	71,169	65,000	6,169	0
TOTAL OPERATING COSTS (52S AND 53S)	1,011,553	1,101,199	1,580,586	924,641	1,232,854	1,563,411	(330,557)	17,175

2021 DEPARTMENT BUDGET/FORECAST REPORT - EMERGENCY MEDICAL SERVICES (580) / ORG - 3630 - EMS OPERATIONS
AS OF 7/31/2020/ (21.5 PayPeriods - 82.69% of Year Lapsed)

	YEAR OVER YEAR INFORMATION						YOY VARIANCE (100%)	
	2018 Actual	2019 Actual	2020 Budget	2020 YTD	2020 Run	2021 Commission Budget	2020 R V 2021 B	2020 B V 2021 B
CAPITAL (54S)								
542200 - VEHICLES	0	0	0	129,725	172,967	0	172,967	0
542500 - OTHER EQUIPMENT	0	0	63,000	47,361	63,148	0	63,148	63,000
TOTAL CAPITAL (54S)	0	0	63,000	177,086	236,115	0	236,115	63,000
NON-OPERATIONAL COSTS								
574000 - BAD DEBT EXPENSE	3,036,058	3,191,478	2,665,600	1,945,629	2,665,600	3,200,000	(534,400)	(534,400)
575000 - LOSS ON DISPOSITION OF ASSETS	0	193,159	0	0	0	0	0	0
TOTAL NON-OPERATIONAL COSTS	3,036,058	3,384,637	2,665,600	1,945,629	2,665,600	3,200,000	(534,400)	(534,400)
DEBT SERVICE								
UNCLASSIFIED								
519999 - OPEB EXPENSE	(405)	184,841	0	0	0	0	0	0
561000 - DEPRECIATION EXPENSE	0	399,585	400,000	0	0	400,000	(400,000)	0
561510 - DEPRECIATION-MACHINERY & EQUIP	404,308	0	0	0	0	0	0	0
TOTAL UNCLASSIFIED	403,903	584,426	400,000	0	0	400,000	(400,000)	0
TOTAL DEPARTMENT MANAGED COSTS	9,711,813	12,219,341	12,109,188	8,893,423	11,205,013	13,132,589	(1,927,576)	(1,023,401)
NON DEPARTMENT MANAGED COSTS								
ALLOCATED COSTS								
512700 - WORKER'S COMP ADMIN FEES	20,973	19,264	19,155	19,397	19,397	18,713	684	442
512701 - WORKERS COMP CLAIMS	26,665	11,638	21,525	3,934	5,245	9,032	(3,787)	12,493
523100 - INSURANCE, OTHER BENEFITS	32,891	34,839	32,929	37,334	37,334	38,033	(699)	(5,104)
523200 - COMMUNICATIONS - ALLOCATED	2,696	2,546	2,880	2,326	3,101	2,880	221	0
523920 - DOCUMENT SERVICES	2,681	2,745	2,681	2,268	3,024	2,809	215	(128)
531230 - ELECTRICITY	3,124	1,874	4,200	619	825	4,200	(3,375)	0
TOTAL ALLOCATED COSTS	89,030	72,906	83,370	65,878	68,927	75,667	(6,740)	7,703
TOTAL NON DEPARTMENT MANAGED COSTS	89,030	72,906	83,370	65,878	68,927	75,667	(6,740)	7,703
TOTAL EXPENDITURES	9,800,843	12,292,248	12,192,558	8,959,301	11,273,940	13,208,256	(1,934,316)	(1,015,698)
INTERFUND TRANSFERS								
TRANSFERS FROM/TO								
TOTAL FUND REDUCTIONS	9,800,843	12,292,248	12,192,558	8,959,301	11,273,940	13,208,256	(1,934,316)	(1,015,698)

2021 DEPARTMENT BUDGET/FORECAST REPORT - EMERGENCY MEDICAL SERVICES (580) / ORG - 3630 - EMS OPERATIONS
AS OF 7/31/2020/ (21.5 PayPeriods - 82.69% of Year Lapsed)

	YEAR OVER YEAR INFORMATION						YOY VARIANCE (100%)	
	2018 Actual	2019 Actual	2020 Budget	2020 YTD	2020 Run	2021 Commission Budget	2020 R V 2021 B	2020 B V 2021 B

NOTES

- 2020 RUN =

  Revenues = Finance Forecast

  Expenses
  - Personnel = YTD Costs/Number of Payroll Periods completed * 26 (total payroll periods in a year)
  - Debt Service, Transfers from/To, Payments to Others, Worker's Comp Admin Fees, Insurance & Other Benefits = Budget unless YTD actual is greater
  - All other expenses = (YTD Costs / # months completed -1) * 12 months

CHEROKEE COUNTY BOARD OF COMMISSIONERS
EMS
2021 HEADCOUNT

	2018 Budget				2019 Budget				2020 Budget				2021 Budget			
	FT	PT	SPT	Total	FT	PT	SPT	Total	FT	PT	SPT	Total	FT	PT	SPT	Total
CAPF - CAPTAIN FIRE	2.00	0.00	0.00	2.00	1.00	0.00	0.00	1.00	1.00	0.00	0.00	1.00	2.00	0.00	0.00	2.00
DVCF - DIVISION CHIEF	0.00	0.00	0.00	0.00	1.00	0.00	0.00	1.00	1.00	0.00	0.00	1.00	0.00	0.00	0.00	0.00
EASB - EMS ADMIN ASST BILLING	1.00	0.00	0.00	1.00	1.00	0.00	0.00	1.00	1.00	0.00	0.00	1.00	0.00	0.00	0.00	0.00
EMSC - EMS CHIEF	1.00	0.00	0.00	1.00	0.00	0.00	0.00	0.00	0.00	0.00	0.00	0.00	0.00	0.00	0.00	0.00
ETOF - EMS TRAINING OFFICER	1.00	0.00	0.00	1.00	1.00	0.00	0.00	1.00	1.00	0.00	0.00	1.00	0.00	0.00	0.00	0.00
FAOP - FIRE APPARATUS OPERATOR	22.00	0.00	0.00	22.00	18.00	0.00	0.00	18.00	17.00	0.00	0.00	17.00	22.00	0.00	0.00	22.00
FAPA - FIRE APPARATUS OPER PARAMEDIC	12.00	0.00	0.00	12.00	15.00	0.00	0.00	15.00	20.00	0.00	0.00	20.00	17.00	0.00	0.00	17.00
FF - FIREFIGHTER	15.00	0.00	0.00	15.00	15.00	0.00	0.00	15.00	23.00	0.00	0.00	23.00	23.00	0.00	0.00	23.00
FFEL - FIREFIGHTER ENTRY LEVEL	13.00	0.00	0.00	13.00	15.00	0.00	0.00	15.00	13.00	0.00	0.00	13.00	12.00	0.00	0.00	12.00
FFPA - FIREFIGHTER PARAMEDIC	3.00	0.00	0.00	3.00	1.00	0.00	0.00	1.00	0.00	0.00	0.00	0.00	0.00	0.00	0.00	0.00
LTFE - LIEUTENANT - FIRE	2.00	0.00	0.00	2.00	2.00	0.00	0.00	2.00	2.00	0.00	0.00	2.00	5.00	0.00	0.00	5.00
MDCN - MEDCON	3.00	0.00	0.00	3.00	6.00	0.00	0.00	6.00	3.00	0.00	0.00	3.00	6.00	0.00	0.00	6.00
PPDF - PARAMEDIC PROGRAM DIRECTOR	1.00	0.00	0.00	1.00	1.00	0.00	0.00	1.00	1.00	0.00	0.00	1.00	0.00	0.00	0.00	0.00
PTCC - PT CLINICAL COORDINATOR EMS	0.00	0.00	0.00	0.00	0.00	0.00	0.00	0.00	0.00	1.00	0.00	1.00	0.00	0.00	0.00	0.00
PTFE - PT FIREFIGHTER ENTRY LEVEL	0.00	2.00	0.00	2.00	0.00	2.00	0.00	2.00	0.00	0.00	0.00	0.00	0.00	0.00	0.00	0.00
QAQI - QUALITY/QI	2.00	0.00	0.00	2.00	3.00	0.00	0.00	3.00	3.00	0.00	0.00	3.00	0.00	0.00	0.00	0.00
SGTF - SERGEANT FIRE	9.00	0.00	0.00	9.00	11.00	0.00	0.00	11.00	12.00	0.00	0.00	12.00	10.00	0.00	0.00	10.00
Total	**87.00**	**2.00**	**0.00**	**89.00**	**91.00**	**2.00**	**0.00**	**93.00**	**98.00**	**1.00**	**0.00**	**99.00**	**97.00**	**0.00**	**0.00**	**97.00**

Insurance & Benefits Fund

2021 DEPARTMENT BUDGET/FORECAST REPORT - INSURANCE AND BENEFITS FUND (605)
AS OF 7/31/2020/ (21.5 PayPeriods - 82.69% of Year Lapsed)

	YEAR OVER YEAR INFORMATION						YOY VARIANCE (100%)	
	2018 Actual	2019 Actual	2020 Budget	2020 YTD	2020 Run	2021 Commission Budget	2020 R V 2021 B	2020 B V 2021 B
INSURANCE AND BENEFITS FUND (605)								
ALL FUNDING SOURCES								
CHARGES FOR SVCS								
341751 - INTERNAL SVC CHRG- MEDICAL-ANT	13,923,458	15,473,876	14,742,838	11,648,159	14,199,807	20,534,962	(6,335,155)	(5,792,124)
341752 - INTERNAL SVC CHRG - LIFE INS	221,305	308,498	319,367	277,238	332,511	352,296	(19,785)	(32,929)
341753 - INTERNAL SVC CHRG - DENTAL	838,704	871,989	899,821	752,002	907,739	981,264	(73,525)	(81,443)
341754 - INTERNAL SVC CHRG- LT DISABILI	159,869	176,230	187,799	156,977	189,482	196,716	(7,234)	(8,917)
341755 - INTERNAL SVC CHRG- ST DISABILI	65,593	38,428	42,770	33,406	40,536	40,752	(216)	2,018
341760 - INTERNAL SERVICE CHRG- EAP	6,761	12,280	13,298	10,631	12,849	12,948	(99)	350
341761 - INTERNAL SVC CHRG- MEDICAL-NHN	0	0	0	1,618,269	2,102,019	0	2,102,019	0
TOTAL CHARGES FOR SVCS	15,215,689	16,881,300	16,205,893	14,496,683	17,784,943	22,118,938	(4,333,995)	(5,913,045)
MISC REVENUE								
383010 - MISCELLANEOUS REIMBURSEMENTS	218,116	882,500	700,000	1,061,240	1,161,240	700,000	461,240	0
383011 - MISCELLANEOUS - COBRA PAYMENTS	314,449	273,015	300,000	218,271	268,271	250,000	18,271	50,000
385000 - COAST TO COAST PROGRAM	3,179	529	300	115	415	0	415	300
TOTAL MISC REVENUE	535,744	1,156,043	1,000,300	1,279,626	1,429,926	950,000	479,926	50,300
USE OF RESERVES								
389000 - USE OF RESERVES	0	0	435,566	0	0	89,414	0	0
TOTAL USE OF RESERVES	0	0	435,566	0	0	89,414	0	0
TOTAL ALL FUNDING SOURCES	15,751,433	18,037,344	17,641,759	15,776,310	19,214,869	23,158,352	(3,943,483)	(5,516,593)
EXPENDITURES								
DEPARTMENT MANAGED COSTS								

2021 DEPARTMENT BUDGET/FORECAST REPORT - INSURANCE AND BENEFITS FUND (605)
AS OF 7/31/2020/ (21.5 PayPeriods - 82.69% of Year Lapsed)

	YEAR OVER YEAR INFORMATION						YOY VARIANCE (100%)	
	2018 Actual	2019 Actual	2020 Budget	2020 YTD	2020 Run	2021 Commission Budget	2020 R V 2021 B	2020 B V 2021 B
PERSONNEL (ALL 51S EXCEPT WC)								
511100 - REGULAR EMPLOYEES	112,454	108,529	130,108	104,733	126,654	130,042	(3,388)	66
TOTAL COMPENSATION	112,454	108,529	130,108	104,733	126,654	130,042	(3,388)	66
512101 - GROUP INSURANCE - HEALTH	12,866,840	15,616,857	14,355,766	15,036,290	18,183,420	19,362,176	(1,178,756)	(5,006,410)
512102 - GROUP INSURANCE - LIFE	219,053	308,762	319,367	282,043	341,075	352,296	(11,221)	(32,929)
512103 - GROUP INSURANCE - DENTAL	731,320	800,427	813,481	604,493	731,015	866,407	(135,392)	(52,926)
512104 - GROUP INSURANCE-LONG TERM DIS	159,151	177,201	187,799	159,830	193,283	196,716	(3,433)	(8,917)
512105 - GROUP INSURANCE-SHORT TERM DIS	75,756	38,456	42,770	33,582	40,610	40,752	(142)	2,018
512106 - EMPLOYEE ASSISTANCE PROGRAM	7,847	12,393	13,298	10,710	12,952	12,948	4	350
512403 - DEFINED BENEFIT PLAN	11,648	14,893	19,516	15,626	18,897	20,806	(1,909)	(1,290)
TOTAL BENEFITS	14,071,615	16,968,989	15,751,997	16,142,574	19,521,252	20,852,101	(1,330,849)	(5,100,104)
512200 - SOCIAL SECURITY (FICA) CONT	6,548	6,261	8,067	6,071	7,341	8,062	(721)	5
512300 - MEDICARE	1,532	1,464	1,887	1,420	1,717	1,886	(169)	1
TOTAL PAYROLL TAXES	8,080	7,725	9,954	7,491	9,058	9,948	(890)	6
512910 - AFFORDABLE CARE ACT CHARGES	5,033	5,319	5,700	5,739	6,940	6,000	940	(300)
TOTAL OTHER PERSONEL RELATED COSTS	5,033	5,319	5,700	5,739	6,940	6,000	940	(300)
TOTAL PERSONNEL (ALL 51S EXCEPT WC)	14,197,183	17,090,562	15,897,759	16,260,537	19,663,905	20,998,091	(1,334,186)	(5,100,332)
OPERATING COSTS (52S AND 53S)								
521200 - PROFESSIONAL SERVICES	1,405,948	1,462,126	1,542,600	1,370,157	1,826,876	1,958,861	(131,985)	(416,261)
521201 - PROF SVCS/BROKERS & REPORTERS	176,650	163,103	188,400	165,468	220,623	188,400	32,223	0
521202 - PROF SVCS/CAPITATION	0	75,804	0	19,269	25,692	0	25,692	0
523900 - OTHER PURCHASED SERVICES	17,043	11,603	13,000	9,566	12,755	13,000	(245)	0
TOTAL OPERATING COSTS (52S AND 53S)	1,599,640	1,712,635	1,744,000	1,564,459	2,085,946	2,160,261	(74,315)	(416,261)
TOTAL DEPARTMENT MANAGED COSTS	15,796,823	18,803,197	17,641,759	17,824,996	21,749,851	23,158,352	(1,408,501)	(5,516,593)
ALLOCATED COSTS								
TOTAL EXPENDITURES	15,796,823	18,803,197	17,641,759	17,824,996	21,749,851	23,158,352	(1,408,501)	(5,516,593)
INTERFUND TRANSFERS								
TOTAL FUND REDUCTIONS	15,796,823	18,803,197	17,641,759	17,824,996	21,749,851	23,158,352	(1,408,501)	(5,516,593)

2021 DEPARTMENT BUDGET/FORECAST REPORT - INSURANCE AND BENEFITS FUND (605)
AS OF 7/31/2020/ (21.5 PayPeriods - 82.69% of Year Lapsed)

YEAR OVER YEAR INFORMATION						YOY VARIANCE (100%)	
2018 Actual	2019 Actual	2020 Budget	2020 YTD	2020 Run	2021 Commission Budget	2020 R V 2021 B	2020 B V 2021 B

Fund Balance

BOY Balance		2020 FY Run Rate Sources		2020 FY Run Rate Uses		Expected EOY 2020 Balance	Expected SOY 2021		2021 Budget Sources		2021 Budget Uses		Expected EOY 2021
326,839	+	19,214,869	-	21,749,851	=	(2,208,143)	(2,208,143)	+	23,068,938	-	23,158,352	=	(2,297,557)

NOTES

- 2020 RUN =

  Revenues = Finance Forecast

  Expenses
  - Personnel = YTD Costs/Number of Payroll Periods completed * 26 (total payroll periods in a year)
  - Debt Service, Transfers from/To, Payments to Others, Worker's Comp Admin Fees, Insurance & Other Benefits = Budget unless YTD actual is greater
  - All other expenses = (YTD Costs / # months completed -1) * 12 months

CHEROKEE COUNTY BOARD OF COMMISSIONERS
INSURANCE AND BENEFITS FUND
2021 HEADCOUNT

		2018 Budget				2020 Budget				2021 Budget			
		FT	PT	SPT	Total	FT	PT	SPT	Total	FT	PT	SPT	Total
HUMAN RESOURCES CENTER (1540)	BCMG - BENEFITS & COMP MANAGER	0.50	0.00	0.00	0.50	0.00	0.00	0.00	0.00	0.00	0.00	0.00	0.00
	HRAS - HR ASSISTANT	0.50	0.00	0.00	0.50	0.00	0.00	0.00	0.00	0.00	0.00	0.00	0.00
	HRGE - MANAGER HR OPERATIONS	1.00	0.00	0.00	1.00	0.00	0.00	0.00	0.00	0.00	0.00	0.00	0.00
	MPO - MANAGER,PEOPLE MANAGER	0.00	0.00	0.00	0.00	0.00	0.00	0.00	0.00	0.00	0.00	0.00	0.00
	PRAS - PEOPLE RESOURCES ASSISTANT	0.00	0.00	0.00	0.00	0.00	0.00	0.00	0.00	0.00	0.00	0.00	0.00
	Total	**2.00**	**0.00**	**0.00**	**2.00**	**0.00**	**0.00**	**0.00**	**0.00**	**0.00**	**0.00**	**0.00**	**0.00**
INSURANCE/BENEFITS (1594)	BSM - BENEFITS SYSTEMS ADMINISTATOR	0.00	0.00	0.00	0.00	0.00	0.00	0.00	0.00	1.00	0.00	0.00	1.00
	HRAS - HR ASSISTANT	0.00	0.00	0.00	0.00	0.50	0.00	0.00	0.50	0.50	0.00	0.00	0.50
	HRMG - HR MANAGER	0.00	0.00	0.00	0.00	0.50	0.00	0.00	0.50	0.50	0.00	0.00	0.50
	HROM - HR OPERATIONS MANAGER	0.00	0.00	0.00	0.00	1.00	0.00	0.00	1.00	0.00	0.00	0.00	0.00
	SPMG - STRATEGY & PERFORMANCE MGR	0.00	0.00	0.00	0.00	0.20	0.00	0.00	0.20	0.20	0.00	0.00	0.20
	Total	**0.00**	**0.00**	**0.00**	**0.00**	**2.20**	**0.00**	**0.00**	**2.20**	**2.20**	**0.00**	**0.00**	**2.20**
Total		**2.00**	**0.00**	**0.00**	**2.00**	**2.20**	**0.00**	**0.00**	**2.20**	**2.20**	**0.00**	**0.00**	**2.20**

Fleet Maintenance Fund

2021 DEPARTMENT BUDGET/FORECAST REPORT - FLEET MAINTENANCE FUND (610)
AS OF 7/31/2020/ (21.5 PayPeriods - 82.69% of Year Lapsed)

	YEAR OVER YEAR INFORMATION						YOY VARIANCE (100%)	
	2018 Actual	2019 Actual	2020 Budget	2020 YTD	2020 Run	2021 Commission Budget	2020 R V 2021 B	2020 B V 2021 B
FLEET MAINTENANCE FUND (610)								
ALL FUNDING SOURCES								
CHARGES FOR SVCS								
341758 - INTERNAL SVC CHRG - FLEET	1,441,846	1,683,680	1,815,103	1,247,413	1,815,103	1,847,360	(32,257)	(32,257)
TOTAL CHARGES FOR SVCS	1,441,846	1,683,680	1,815,103	1,247,413	1,815,103	1,847,360	(32,257)	(32,257)
MISC REVENUE								
380000 - MISCELLANEOUS REVENUE	82	1,800	0	51	51	1,800	(1,749)	(1,800)
TOTAL MISC REVENUE	82	1,800	0	51	51	1,800	(1,749)	(1,800)
SALE OF ASSETS								
392100 - SALE OF ASSETS	4,680	5,550	0	0	0	0	0	0
TOTAL SALE OF ASSETS	4,680	5,550	0	0	0	0	0	0
USE OF RESERVES								
389000 - USE OF RESERVES	0	0	40,000	0	0	38,000	0	0
TOTAL USE OF RESERVES	0	0	40,000	0	0	38,000	0	0
TOTAL ALL FUNDING SOURCES	1,446,608	1,691,030	1,855,103	1,247,464	1,815,154	1,887,160	(72,006)	(32,057)
EXPENDITURES								
DEPARTMENT MANAGED COSTS								

2021 DEPARTMENT BUDGET/FORECAST REPORT - FLEET MAINTENANCE FUND (610)
AS OF 7/31/2020/ (21.5 PayPeriods - 82.69% of Year Lapsed)

	YEAR OVER YEAR INFORMATION						YOY VARIANCE (100%)	
	2018 Actual	2019 Actual	2020 Budget	2020 YTD	2020 Run	2021 Commission Budget	2020 R V 2021 B	2020 B V 2021 B
PERSONNEL (ALL 51S EXCEPT WC)								
511100 - REGULAR EMPLOYEES	449,991	541,338	578,371	500,393	605,127	580,335	24,792	(1,964)
511115 - PERFECT ATTENDANCE	585	0	0	915	915	0	915	0
511116 - SHORT TERM DISABILITY PAY	0	5,151	0	0	0	0	0	0
511121 - PAID LEAVE	0	0	0	14,104	17,056	0	17,056	0
511300 - OVERTIME	12,171	9,083	16,480	7,347	8,885	17,139	(8,254)	(659)
TOTAL COMPENSATION	462,747	555,572	594,851	522,759	631,982	597,474	34,508	(2,623)
512101 - GROUP INSURANCE - HEALTH	73,236	93,932	82,293	79,022	95,562	121,546	(25,984)	(39,253)
512102 - GROUP INSURANCE - LIFE	613	625	669	543	657	643	14	26
512103 - GROUP INSURANCE - DENTAL	2,306	2,885	2,710	2,183	2,640	2,816	(176)	(106)
512104 - GROUP INSURANCE-LONG TERM DIS	1,148	1,378	1,478	1,199	1,450	1,495	(45)	(17)
512105 - GROUP INSURANCE-SHORT TERM DIS	273	295	312	250	302	312	(10)	0
512106 - EMPLOYEE ASSISTANCE PROGRAM	51	94	99	79	96	99	(3)	0
512403 - DEFINED BENEFIT PLAN	(26,000)	166,340	89,228	78,008	94,336	95,596	(1,260)	(6,368)
TOTAL BENEFITS	51,627	265,549	176,789	161,285	195,042	222,507	(27,465)	(45,718)
512200 - SOCIAL SECURITY (FICA) CONT	26,417	32,551	36,881	30,384	36,744	37,044	(300)	(163)
512300 - MEDICARE	6,178	7,613	8,625	7,106	8,593	8,663	(70)	(38)
TOTAL PAYROLL TAXES	32,595	40,164	45,506	37,490	45,337	45,707	(370)	(201)
TOTAL PERSONNEL (ALL 51S EXCEPT WC)	546,970	861,285	817,146	721,534	872,361	865,688	6,673	(48,542)

2021 DEPARTMENT BUDGET/FORECAST REPORT - FLEET MAINTENANCE FUND (610)
AS OF 7/31/2020/ (21.5 PayPeriods - 82.69% of Year Lapsed)

	YEAR OVER YEAR INFORMATION						YOY VARIANCE (100%)	
	2018 Actual	2019 Actual	2020 Budget	2020 YTD	2020 Run	2021 Commission Budget	2020 R V 2021 B	2020 B V 2021 B
OPERATING COSTS (52S AND 53S)								
521200 - PROFESSIONAL SERVICES	176	14,815	500	65	87	500	(413)	0
521300 - TECHNICAL	3,004	3,443	8,170	6,362	8,483	6,870	1,613	1,300
522116 - DISPOSAL-ENVIRONMENTAL	5,943	6,114	7,000	5,537	7,383	7,600	(217)	(600)
522200 - REPAIRS AND MAINTENANCE	2,350	5,558	10,200	4,546	6,061	10,200	(4,139)	0
522202 - VEHICLE MAINTENANCE	12,042	17,745	12,000	10,696	14,261	12,000	2,261	0
522320 - RENTAL OF EQUIPMENT AND VEHICL	2,517	2,573	3,120	2,261	3,015	3,120	(105)	0
523201 - CELL PHONE	2,522	2,322	3,250	2,271	3,028	3,000	28	250
523250 - POSTAGE	205	254	200	26	35	200	(165)	0
523500 - TRAVEL	0	0	2,000	0	0	2,000	(2,000)	0
523600 - DUES AND FEES	0	50	0	50	67	0	67	0
523700 - EDUCATION AND TRAINING	2,510	3,432	6,000	1,311	1,749	6,000	(4,251)	0
531100 - GENERAL SUPPLIES AND MATERIALS	12,988	14,809	15,000	74,421	99,229	15,000	84,229	0
531150 - AUTOMOTIVE SUPPLIES	690,137	770,843	840,000	471,569	628,758	840,000	(211,242)	0
531270 - GASOLINE	6,817	6,491	7,000	4,069	5,425	7,000	(1,575)	0
531600 - SMALL EQUIPMENT	6,532	5,077	14,200	3,854	5,139	14,200	(9,061)	0
531660 - NON ASSET COMPUTER EQUIPMENT	4,378	0	0	0	0	4,619	(4,619)	(4,619)
531700 - OTHER SUPPLIES	7,815	8,448	9,500	6,786	9,048	9,500	(452)	0
TOTAL OPERATING COSTS (52S AND 53S)	759,937	861,974	938,140	593,825	791,767	941,809	(150,042)	(3,669)
CAPITAL (54S)								
UNCLASSIFIED								
561000 - DEPRECIATION EXPENSE	0	37,357	0	0	0	38,000	(38,000)	(38,000)
561310 - DEPRECIATION-BUILDING	7,285	0	8,000	0	0	0	0	8,000
561510 - DEPRECIATION-MACHINERY & EQUIP	23,616	0	32,000	0	0	0	0	32,000
TOTAL UNCLASSIFIED	30,901	37,357	40,000	0	0	38,000	(38,000)	2,000
TOTAL DEPARTMENT MANAGED COSTS	1,337,808	1,760,616	1,795,286	1,315,360	1,664,129	1,845,497	(181,368)	(50,211)
NON DEPARTMENT MANAGED COSTS								

2021 DEPARTMENT BUDGET/FORECAST REPORT - FLEET MAINTENANCE FUND (610)
AS OF 7/31/2020/ (21.5 PayPeriods - 82.69% of Year Lapsed)

	YEAR OVER YEAR INFORMATION						YOY VARIANCE (100%)	
	2018 Actual	2019 Actual	2020 Budget	2020 YTD	2020 Run	2021 Commission Budget	2020 R V 2021 B	2020 B V 2021 B
ALLOCATED COSTS								
512700 - WORKER'S COMP ADMIN FEES	2,558	2,328	2,352	2,382	2,382	2,483	(101)	(131)
512701 - WORKERS COMP CLAIMS	40,564	30,163	25,645	7,219	9,626	4,540	5,086	21,105
522110 - DISPOSAL	484	528	533	440	587	533	54	0
522130 - CUSTODIAL SERVICES	4,224	1,272	1,349	1,124	1,499	1,444	55	(95)
522218 - PEST CONTROL	275	300	300	225	300	300	0	0
523100 - INSURANCE, OTHER BENEFITS	5,026	4,737	5,236	5,768	5,768	7,947	(2,179)	(2,711)
523200 - COMMUNICATIONS - ALLOCATED	2,228	2,260	2,440	1,800	2,400	2,440	(40)	0
523920 - DOCUMENT SERVICES	228	235	228	242	323	242	81	(14)
531210 - WATER/SEWER	820	756	867	575	767	867	(100)	0
531230 - ELECTRICITY	9,741	8,993	11,867	6,471	8,628	11,867	(3,239)	0
531520 - NATURAL GAS	6,461	5,747	9,000	4,301	5,735	9,000	(3,265)	0
TOTAL ALLOCATED COSTS	72,609	57,321	59,817	30,548	38,014	41,663	(3,649)	18,154
TOTAL NON DEPARTMENT MANAGED COSTS	72,609	57,321	59,817	30,548	38,014	41,663	(3,649)	18,154
TOTAL EXPENDITURES	1,410,417	1,817,938	1,855,103	1,345,908	1,702,143	1,887,160	(185,017)	(32,057)
INTERFUND TRANSFERS								
TRANSFERS FROM/TO								
TOTAL FUND REDUCTIONS	1,410,417	1,817,938	1,855,103	1,345,908	1,702,143	1,887,160	(185,017)	(32,057)

Fund Balance

BOY Balance	+	2020 FY Run Rate Sources	-	2020 FY Run Rate Uses	=	Expected EOY 2020 Balance	Expected SOY 2021	+	2021 Budget Sources	-	2021 Budget Uses	=	Expected EOY 2021
(142,832)	+	1,815,154	-	1,702,143	=	(29,821)	(29,821)	+	1,849,160	-	1,887,160	=	(67,821)

2021 DEPARTMENT BUDGET/FORECAST REPORT - FLEET MAINTENANCE FUND (610)
AS OF 7/31/2020/ (21.5 PayPeriods - 82.69% of Year Lapsed)

YEAR OVER YEAR INFORMATION						YOY VARIANCE (100%)	
2018 Actual	2019 Actual	2020 Budget	2020 YTD	2020 Run	2021 Commission Budget	2020 R V 2021 B	2020 B V 2021 B

NOTES

- 2020 RUN =

  Revenues = Finance Forecast

  Expenses
  - Personnel = YTD Costs/Number of Payroll Periods completed * 26 (total payroll periods in a year)
  - Debt Service, Transfers from/To, Payments to Others, Worker's Comp Admin Fees, Insurance & Other Benefits = Budget unless YTD actual is greater
  - All other expenses = (YTD Costs / # months completed -1) * 12 months

CHEROKEE COUNTY BOARD OF COMMISSIONERS
FLEET MAINTENANCE FUND
2021 HEADCOUNT

		2018 Budget				2019 Budget				2020 Budget				2021 Budget			
		FT	PT	SPT	Total	FT	PT	SPT	Total	FT	PT	SPT	Total	FT	PT	SPT	Total
FLEET MAINTENANCE (1595)	ADMA - ADMINISTRATIVE ASSISTANT	1.00	0.00	0.00	1.00	0.00	0.00	0.00	0.00	0.00	0.00	0.00	0.00	0.00	0.00	0.00	0.00
	AUTO - AUTO PARTS TECH	1.00	0.00	0.00	1.00	0.00	0.00	0.00	0.00	0.00	0.00	0.00	0.00	0.00	0.00	0.00	0.00
	DRFS - DIRECTOR - FLEET MAINTENANCE	1.00	0.00	0.00	1.00	0.00	0.00	0.00	0.00	0.00	0.00	0.00	0.00	0.00	0.00	0.00	0.00
	MEC2 - MECHANIC II	3.00	0.00	0.00	3.00	0.00	0.00	0.00	0.00	0.00	0.00	0.00	0.00	0.00	0.00	0.00	0.00
	MEC3 - MECHANIC III	4.00	0.00	0.00	4.00	0.00	0.00	0.00	0.00	0.00	0.00	0.00	0.00	0.00	0.00	0.00	0.00
	Total	**10.00**	**0.00**	**0.00**	**10.00**	**0.00**	**0.00**	**0.00**	**0.00**	**0.00**	**0.00**	**0.00**	**0.00**	**0.00**	**0.00**	**0.00**	**0.00**
FLEET SERVICES (1598)	AUTO - AUTO PARTS TECH	0.00	0.00	0.00	0.00	1.00	0.00	0.00	1.00	1.00	0.00	0.00	1.00	1.00	0.00	0.00	1.00
	DRFS - DIRECTOR - FLEET MAINTENANCE	0.00	0.00	0.00	0.00	1.00	0.00	0.00	1.00	1.00	0.00	0.00	1.00	1.00	0.00	0.00	1.00
	FMSS - FLEET MNGMT SHOP SUPERVISOR	0.00	0.00	0.00	0.00	0.00	0.00	0.00	0.00	1.00	0.00	0.00	1.00	1.00	0.00	0.00	1.00
	FOMG - FLEET OPERATIONS MANAGER	0.00	0.00	0.00	0.00	1.00	0.00	0.00	1.00	1.00	0.00	0.00	1.00	1.00	0.00	0.00	1.00
	MEC2 - MECHANIC II	0.00	0.00	0.00	0.00	4.00	0.00	0.00	4.00	3.00	0.00	0.00	3.00	2.00	0.00	0.00	2.00
	MEC3 - MECHANIC III	0.00	0.00	0.00	0.00	4.00	0.00	0.00	4.00	4.00	0.00	0.00	4.00	5.00	0.00	0.00	5.00
	Total	**0.00**	**0.00**	**0.00**	**0.00**	**11.00**	**0.00**	**0.00**	**11.00**	**11.00**	**0.00**	**0.00**	**11.00**	**11.00**	**0.00**	**0.00**	**11.00**
Total		**10.00**	**0.00**	**0.00**	**10.00**	**11.00**	**0.00**	**0.00**	**11.00**	**11.00**	**0.00**	**0.00**	**11.00**	**11.00**	**0.00**	**0.00**	**11.00**